

Treasurer Todd Russ



OKLAHOMA
State Treasurer

TREASURER'S INVESTMENTS

July 2025

Treasurer's Mission Statement

The mission of the
Office of the State Treasurer
is to serve the people
of Oklahoma by
providing sound banking and
investment services, reuniting
individuals and businesses with their
unclaimed property, and
promoting economic opportunities
in a fiscally responsible
and efficient manner while adhering to the
highest professional and ethical standards.



OKLAHOMA
State Treasurer

Investment Report

July 2025

"Markets show steadier gains in July as consumer spending and positive trade developments offset concerns over slowing job growth. With interest rates holding and inflation trends moderating, our focus remains on protecting taxpayer funds while positioning the state for long-term financial strength."



STATE TREASURER
TODD RUSS

PORTFOLIO PERFORMANCE, DIVERSIFICATION AND STRATEGY

July portfolio yielded **3.71%**, up from **3.38%** last year, with a weighted average maturity of 813 days.

Total assets under management of **\$17.8 billion**, up \$900 million in comparison to July 2024.

Total portfolio contained **67.6% in U.S. Treasuries**, **1.4% in U.S. government agencies**, **17.5% in money market mutual funds**, **12.3% in mortgage-backed securities**, **0.3% in certificates of deposit**, and **0.9% in state and foreign bonds**, comprising the balance of funds invested.

PORTFOLIO	UTILIZATION	INVESTMENT OPPORTUNITIES	DIVERSIFICATION
Seek safety, liquidity and return on investment, in that order	Laddered bond maturities and buy-and-hold	Market observation, maximizing income within investment parameters and stable interest rates	Sound strategy keeping with the state's statutory investment objectives

TOTAL FUNDS INVESTED Available market value investment funds, including State Treasurer investments at **\$12,481,983,804**. State Agency balances in OK Invest of **\$3,537,430,994**, American Rescue Plan investments at **\$971,369,192**, and the Oklahoma Capitol Improvement Authority Legacy Fund at **\$818,593,584** for a total of **\$17,809,377,574**.

MARKET CONDITIONS The 2-year treasury note, and 10-year note yielded **3.96%** and **4.38%**, respectively, at the end of July. The 10-year treasury was only **0.02%** below its year-to-date average and was **0.15%** higher than June. Positive economic data and the holding of interest rates steady by the Federal Reserve were some factors that influenced the treasury market.

The returns for the major stock indices were lower for July in comparison to the previous month with the S&P 500, Dow Jones, and Nasdaq gaining **2.17%**, **0.08%**, and **3.70%**, respectively. On a year-to-date basis the S&P yielded **7.78%**, the Dow **3.73%** and the Nasdaq at **9.38%**. Investor concerns regarding economic ramifications of tariffs seemed to be alleviated by Japanese and European Union trade deals. Technology sector corporate earnings also bolstered market sentiment.

The Federal Open Market Committee left the benchmark overnight interest rate unchanged in the **4.25%-4.50%** range for the fifth straight time since December. The vote was not unanimous with Fed governors Michelle Bowman and Christopher Waller preferring to lower interest rates by $\frac{1}{4}$ percentage point. There are expectations in the financial markets that the Fed will cut interest rates at their next meeting on September 17. Deterioration in labor market conditions could lead to a possible rate cut along with a complex current economic environment.

	S&P	Dow Jones	Nasdaq
For the month	2.17%	0.08%	3.70%
For the year	7.78%	3.73%	9.38%

ECONOMIC DEVELOPMENTS The unemployment rate rose slightly to **4.2%** in July. The Bureau of Labor Statistics (BLS) said jobs continued to trend up in health care and in social assistance but declined in the Federal government space. The number of non-farm jobs for July was **73,000**, coming in below economists' projections of **115,000**.

According to the Bureau of Labor Statistics, "The number of long-term unemployed (those jobless for 27 weeks or more) increased by 179,000 to 1.8 million. The long-term unemployed accounted for 24.9 percent of all unemployed people."

The July Consumer Price Index (CPI) was **0.2%** compared to **0.3%** in June. On an annual basis CPI advanced **2.7%** and was unchanged from the previous month. Core CPI, which excludes volatile food and energy components, gained **0.3%** for the month and **3.1%** on a year-over-year basis. The monthly gain in the core CPI reflected the largest increase since January. The Producer Price Index for final demand increased **0.9%** for the month.

The Bureau of Labor Statistics writes, "On an unadjusted basis, the index for final demand advanced 3.3 percent for the 12 months ended in July, the largest 12-month increase since rising 3.4% in February 2025."

Retail sales in July rose **0.5%** and June was upwardly revised from **0.6%** to **0.9%**. The increases in June and July followed consecutive spending declines in April and May. According to UPI News, "Car dealership sales climbed **1.6%**, and furniture stores' sales were boosted **1.4%**. Online sales jumped **0.8%** in July, coinciding with Amazon's Prime Day sale. Gas stations and department stores also saw a rise in spending."

According to United Press International News, "Car dealership sales climbed 1.6%, and furniture stores' sales were boosted 1.4%. Online sales jumped 0.8% in July, coinciding with Amazon's Prime Day sale. Gas stations and department stores also saw a rise in spending."

The median sales price of an existing home increased to **\$435,300**, reflecting a **2%** increase from one year ago. Many years of home under supply is attributed to continued record high prices with the supply being **4.7 months** in June for unsold home inventory. The National Association of Realtors reported there was a **2.7%** decrease in total existing home sales for a seasonally adjusted rate of **3.93 million** and no change in sales year-over-year. As of this report, the average 30-year fixed rate mortgage was **6.60%**.

The National Association of Realtors reported there was a 2.7% decrease in total existing home sales for a seasonally adjusted rate of 3.93 million and no change in sales year-over-year.

The real gross domestic product (GDP) increased more than expected, coming in at **3%** in the second quarter. The Bureau of Economic Analysis said the gain reflected a "downturn in imports and an acceleration in consumer spending that were partly offset by a downturn in investment." According to Market Watch, taking the GDP first and second quarters together the U.S. economy grew at an average of **1.25%** which in normal times would be a below-average rate of growth.

The Bureau of Economic Analysis writes, said the gain reflected a "downturn in imports and an acceleration in consumer spending that were partly offset by a downturn in investment".

COLLATERALIZATION All funds under the control of this office requiring collateralization were secured at rates ranging from 100% to 110%, depending on the type of investment.

Best regards,



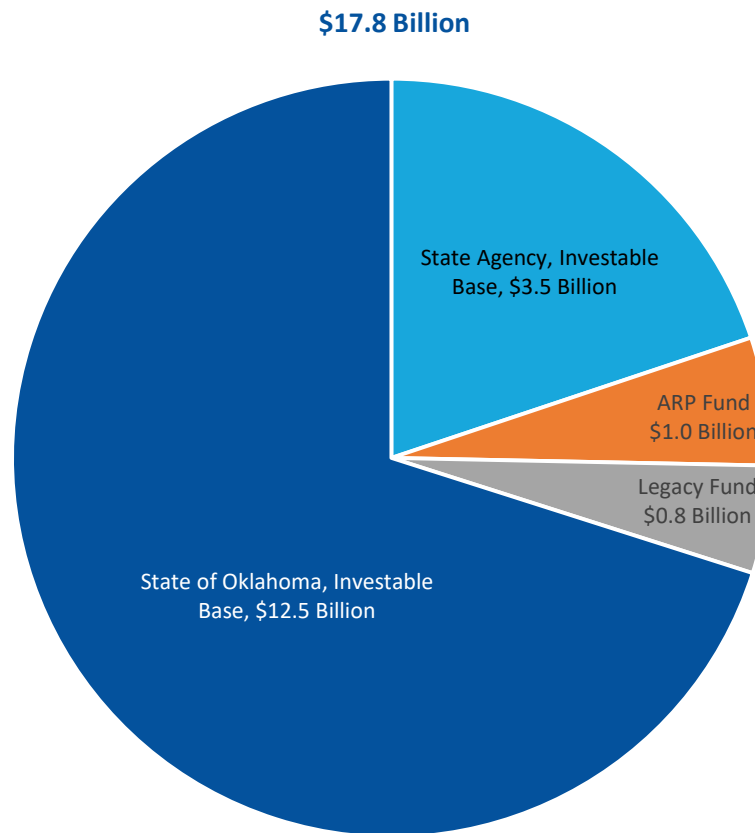
TODD RUSS
STATE TREASURER

CC: The Honorable Kevin Stitt, Governor
The Honorable Kyle Hilbert, Speaker of the House
The Honorable Lonnie Paxton, President Pro Tempore
The Honorable Gentner Drummond, Attorney General
The Honorable Cindy Byrd, State Auditor and Inspector



OKLAHOMA
State Treasurer

Office of the State Treasurer
Distribution of Assets Under Management
July 31, 2025





Office of the State Treasurer
Portfolio Composition
July 31, 2025

Asset Category	Face Amount/ Shares	Market Value	Book Value	% of Portfolio	YTM @ Cost	Weighted Average Maturity
Certificate of Deposit-IntraFi	47,414,000	47,414,000	47,414,000	0.3	4.26%	296
Foreign Bonds	132,500,000	132,367,055	132,500,000	0.7	4.96%	518
Money Market - General Funds	1,377,959,716	1,377,959,716	1,377,959,716	7.6	4.23%	1
Money Market - ARP Investment	971,369,192	971,369,192	971,369,192	5.4	4.20%	1
Money Market - Legacy Fund	818,593,584	818,593,584	818,593,584	4.5	4.23%	1
State Bond Issues	30,000,000	30,000,000	30,000,000	0.2	4.77%	2,253
US Agency - MBS	2,219,139,228	1,987,627,326	2,224,472,293	12.3	1.89%	2,188
US Agency Bonds	250,000,000	248,342,740	249,748,946	1.4	2.12%	152
US Treasury Bonds / Notes	12,450,000,000	12,195,703,961	12,173,330,538	67.6	3.93%	788
Total / Average	18,296,975,720	17,809,377,574	18,025,388,269	100.0	3.71%	813

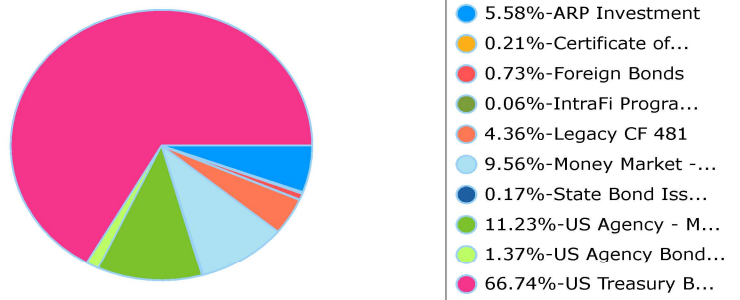


Office of the State Treasurer
Distribution by Asset Category - Market Value
Report Group: Monthly Investment Report

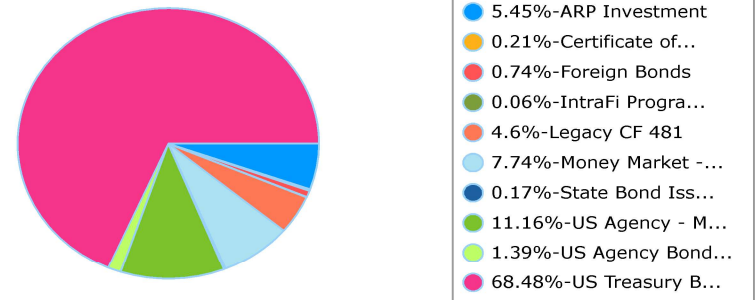
Begin Date: 6/30/2025, End Date: 7/31/2025

Asset Category	Market Value 6/30/2025	% of Portfolio 6/30/2025	Market Value 7/31/2025	% of Portfolio 7/31/2025
Certificate of Deposit-IntraFi	47,414,000	0.3	47,414,000	0.3
Foreign Bonds	132,324,945	0.7	132,367,055	0.7
Money Market - General Funds	1,726,508,695	9.6	1,377,959,716	7.7
Money Market - ARP Investment	1,007,591,618	5.6	971,369,192	5.5
Money Market - Legacy Fund	788,246,125	4.4	818,593,584	4.5
State Bond Issues	30,000,000	0.2	30,000,000	0.2
US Agency - MBS	2,028,875,487	11.1	1,987,627,326	11.2
US Agency Bonds	248,022,884	1.4	248,342,740	1.4
US Treasury Bonds / Notes	12,056,314,201	66.7	12,195,703,961	68.5
Total / Average	18,065,297,955	100.0	17,809,377,574	100.0

Portfolio Holdings as of 6/30/2025



Portfolio Holdings as of 7/31/2025





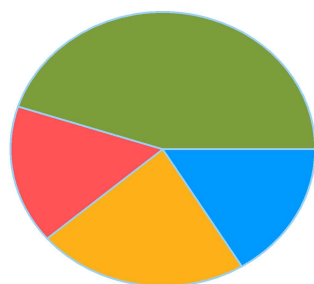
Office of the State Treasurer
Distribution by Issuer - Market Value
Report Group: Money Market

Begin Date: 6/30/2025, End Date: 7/31/2025

Issuer Allocation

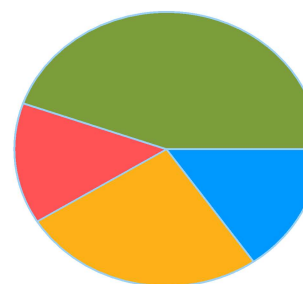
Issuer	Market Value 6/30/2025	% of Portfolio 6/30/2025	Market Value 7/31/2025	% of Portfolio 7/31/2025
AIM Invesco	575,266,179	16.3	485,038,179	15.3
FederatedHermes MM	788,246,125	22.4	818,593,584	25.8
Goldman Sachs	575,068,505	16.3	451,527,078	14.3
JPMorgan	1,583,652,718	45.0	1,412,638,526	44.6
Northern Trust	112,911	0.00	125,125	0.00
Total / Average	3,522,346,438	100.0	3,167,922,491	100.0

Portfolio Holdings as of 6/30/2025



16.33%-AIM Invesco
22.38%-FederatedHerm...
16.33%-Goldman Sachs
44.96%-JPMorgan
0%-Northern Trust

Portfolio Holdings as of 7/31/2025



15.31%-AIM Invesco
25.84%-FederatedHerm...
14.25%-Goldman Sachs
44.59%-JPMorgan
0%-Northern Trust

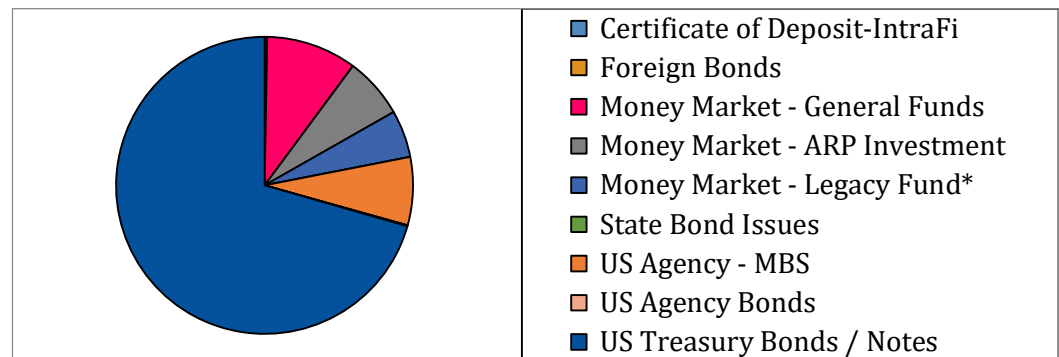


Office of the State Treasurer
Earnings by Asset Category
July 31, 2025

Asset Category	YTM @ Cost	Interest Earned Net of Amortization/ Accretion	Realized Gain/Loss	Total Earnings
Certificate of Deposit-IntraFi	4.26%	149,588	-	149,588
Foreign Bonds	4.96%	-	-	-
Money Market - General Funds	4.23%	5,250,326	-	5,250,326
Money Market - ARP Investment	4.20%	3,543,263	-	3,543,263
Money Market - Legacy Fund*	4.23%	2,741,325	-	2,741,325
State Bond Issues	4.77%	-	-	-
US Agency - MBS	1.87%	4,000,305	(60,150)	3,940,155
US Agency Bonds	2.12%	52,005	-	52,005
US Treasury Bonds / Notes	3.93%	37,590,898	-	37,590,898
Link Deposit (not active)		-		-
Total or Average	3.71%	53,327,710	(60,150)	53,267,560

* Legacy Fund Interest was net of admin fees and lagged one month

Total Earnings as of 07/31/2025





Office of the State Treasurer
Investment Activity
July 31, 2025

Description	CUSIP	Broker/ Dealer	Trade Date	Settlement Date	YTM @ Cost	Par	Principal	Price	Interest	Total
Buy										
T-Note 3.5 9/30/2029	91282CLN9	Morgan Stanley	7/28/2025	7/29/2025	3.930	25,000,000	24,588,867	98.355	286,885	24,875,752
T-Note 3.5 9/30/2029	91282CLN9	Academy Securities	7/24/2025	7/25/2025	3.941	25,000,000	24,577,148	98.309	277,322	24,854,471
T-Note 3.5 9/30/2029	91282CLN9	Jefferies & Co	7/2/2025	7/3/2025	3.814	25,000,000	24,694,336	98.777	224,727	24,919,063
T-Note 3.5 9/30/2029	91282CLN9	RBC	7/1/2025	7/2/2025	3.799	25,000,000	24,708,008	98.832	222,336	24,930,344
T-Note 3.625 8/31/2029	91282CLK5	Mizuho Securities	7/28/2025	7/29/2025	3.925	25,000,000	24,718,750	98.875	371,858	25,090,608
T-Note 3.625 8/31/2029	91282CLK5	BNY Mellon Capital Markets	7/24/2025	7/25/2025	3.935	25,000,000	24,708,008	98.832	362,007	25,070,015
T-Note 3.625 8/31/2029	91282CLK5	Morgan Stanley	7/2/2025	7/3/2025	3.815	25,000,000	24,818,359	99.273	307,829	25,126,189
T-Note 3.625 8/31/2029	91282CLK5	Mizuho Securities	7/1/2025	7/2/2025	3.800	25,000,000	24,832,031	99.328	305,367	25,137,398
T-Note 3.875 11/30/2029	91282CFY2	Stifel Nicolaus	7/28/2025	7/29/2025	3.937	25,000,000	24,937,500	99.750	156,165	25,093,665
T-Note 3.875 11/30/2029	91282CFY2	Jefferies & Co	7/24/2025	7/25/2025	3.946	25,000,000	24,928,711	99.715	145,577	25,074,288
T-Note 3.875 11/30/2029	91282CFY2	Hilltop	7/2/2025	7/3/2025	3.823	25,000,000	25,051,758	100.207	87,346	25,139,104
T-Note 3.875 11/30/2029	91282CFY2	Academy Securities	7/1/2025	7/2/2025	3.814	25,000,000	25,060,547	100.242	84,699	25,145,246
T-Note 4 10/31/2029	91282CFT3	Jefferies & Co	7/28/2025	7/29/2025	3.929	25,000,000	25,067,383	100.270	244,565	25,311,948
T-Note 4 10/31/2029	91282CFT3	Morgan Stanley	7/24/2025	7/25/2025	3.945	25,000,000	25,052,734	100.211	233,696	25,286,430
T-Note 4 10/31/2029	91282CFT3	UMB Bank	7/2/2025	7/3/2025	3.812	25,000,000	25,184,570	100.738	173,913	25,358,483
T-Note 4 10/31/2029	91282CFT3	Jefferies & Co	7/1/2025	7/2/2025	3.803	25,000,000	25,194,336	100.777	171,196	25,365,532
						400,000,000	398,123,047		3,655,489	401,778,536
Matured										
T-Note 0.25 7/31/2025	91282CAB7	Hilltop	7/31/2025	7/31/2025	0.000	25,000,000	25,000,000	0.000	0	25,000,000
T-Note 0.25 7/31/2025	91282CAB7	RBC	7/31/2025	7/31/2025	0.000	25,000,000	25,000,000	0.000	0	25,000,000
T-Note 0.25 7/31/2025	91282CAB7	Hilltop	7/31/2025	7/31/2025	0.000	25,000,000	25,000,000	0.000	0	25,000,000
T-Note 2.875 7/31/2025	912828Y79	UMB Bank	7/31/2025	7/31/2025	0.000	25,000,000	25,000,000	0.000	0	25,000,000
T-Note 2.875 7/31/2025	912828Y79	UMB Bank	7/31/2025	7/31/2025	0.000	25,000,000	25,000,000	0.000	0	25,000,000
T-Note 2.875 7/31/2025	912828Y79	Hilltop	7/31/2025	7/31/2025	0.000	25,000,000	25,000,000	0.000	0	25,000,000
T-Note 2.875 7/31/2025	912828Y79	Hilltop	7/31/2025	7/31/2025	0.000	25,000,000	25,000,000	0.000	0	25,000,000
T-Note 3 7/15/2025	91282CEY3	Bank of Oklahoma	7/15/2025	7/15/2025	0.000	25,000,000	25,000,000	0.000	0	25,000,000
T-Note 3 7/15/2025	91282CEY3	Bank of Oklahoma	7/15/2025	7/15/2025	0.000	25,000,000	25,000,000	0.000	0	25,000,000
						225,000,000	225,000,000		0	225,000,000
Net Change in Investments (Buy & Matured/Sell)						175,000,000	173,123,047		3,655,489	176,778,536



Office of the State Treasurer
Transactions by Security Type
July 31, 2025

Description	CUSIP	Action	Settlement Date	Maturity Date	YTM @ Cost	Par	Principal	Price	Interest	Total
US Treasury Bonds and Notes										
T-Note 3.5 9/30/2029	91282CLN9	Buy	7/29/2025	9/30/2029	3.930	25,000,000	24,588,867	98.355	286,885	24,875,752
T-Note 3.5 9/30/2029	91282CLN9	Buy	7/25/2025	9/30/2029	3.941	25,000,000	24,577,148	98.309	277,322	24,854,471
T-Note 3.5 9/30/2029	91282CLN9	Buy	7/3/2025	9/30/2029	3.814	25,000,000	24,694,336	98.777	224,727	24,919,063
T-Note 3.5 9/30/2029	91282CLN9	Buy	7/2/2025	9/30/2029	3.799	25,000,000	24,708,008	98.832	222,336	24,930,344
T-Note 3.625 8/31/2029	91282CLK5	Buy	7/29/2025	8/31/2029	3.925	25,000,000	24,718,750	98.875	371,858	25,090,608
T-Note 3.625 8/31/2029	91282CLK5	Buy	7/25/2025	8/31/2029	3.935	25,000,000	24,708,008	98.832	362,007	25,070,015
T-Note 3.625 8/31/2029	91282CLK5	Buy	7/3/2025	8/31/2029	3.815	25,000,000	24,818,359	99.273	307,829	25,126,189
T-Note 3.625 8/31/2029	91282CLK5	Buy	7/2/2025	8/31/2029	3.800	25,000,000	24,832,031	99.328	305,367	25,137,398
T-Note 3.875 11/30/2029	91282CFY2	Buy	7/29/2025	11/30/2029	3.937	25,000,000	24,937,500	99.750	156,165	25,093,665
T-Note 3.875 11/30/2029	91282CFY2	Buy	7/25/2025	11/30/2029	3.946	25,000,000	24,928,711	99.715	145,577	25,074,288
T-Note 3.875 11/30/2029	91282CFY2	Buy	7/3/2025	11/30/2029	3.823	25,000,000	25,051,758	100.207	87,346	25,139,104
T-Note 3.875 11/30/2029	91282CFY2	Buy	7/2/2025	11/30/2029	3.814	25,000,000	25,060,547	100.242	84,699	25,145,246
T-Note 4 10/31/2029	91282CFT3	Buy	7/29/2025	10/31/2029	3.929	25,000,000	25,067,383	100.270	244,565	25,311,948
T-Note 4 10/31/2029	91282CFT3	Buy	7/25/2025	10/31/2029	3.945	25,000,000	25,052,734	100.211	233,696	25,286,430
T-Note 4 10/31/2029	91282CFT3	Buy	7/3/2025	10/31/2029	3.812	25,000,000	25,184,570	100.738	173,913	25,358,483
T-Note 4 10/31/2029	91282CFT3	Buy	7/2/2025	10/31/2029	3.803	25,000,000	25,194,336	100.777	171,196	25,365,532
						400,000,000	398,123,047			401,778,536
Certificates of Deposits_IntraFi							5,750,000			
Total							403,873,047			



Office of the State Treasurer
Transactions by Broker
July 31, 2025

Description	CUSIP	Action	Asset Category	Settlement Date	Maturity Date	YTM @ Cost	Par	Principal	Price	Interest	Total
Academy Securities											
T-Note 3.5 9/30/2029	91282CLN9	Buy	US Treasury Bonds / Notes	7/25/2025	9/30/2029	3.941	25,000,000	24,577,148	98.309	277,322	24,854,470.84
T-Note 3.875 11/30/2029	91282CFY2	Buy	US Treasury Bonds / Notes	7/2/2025	11/30/2029	3.814	25,000,000	25,060,547	100.242	84,699	25,145,246.33
							50,000,000	49,637,695		362,022	49,999,717.17
BNY Mellon Capital Markets											
T-Note 3.625 8/31/2029	91282CLK5	Buy	US Treasury Bonds / Notes	7/25/2025	8/31/2029	3.935	25,000,000	24,708,008	98.832	362,007	25,070,015.28
							25,000,000	24,708,008		362,007	25,070,015.28
Hilltop											
T-Note 3.875 11/30/2029	91282CFY2	Buy	US Treasury Bonds / Notes	7/3/2025	11/30/2029	3.823	25,000,000	25,051,758	100.207	87,346	25,139,104.12
							25,000,000	25,051,758		87,346	25,139,104.12
Jefferies & Co											
T-Note 3.5 9/30/2029	91282CLN9	Buy	US Treasury Bonds / Notes	7/3/2025	9/30/2029	3.814	25,000,000	24,694,336	98.777	224,727	24,919,062.72
T-Note 3.875 11/30/2029	91282CFY2	Buy	US Treasury Bonds / Notes	7/25/2025	11/30/2029	3.946	25,000,000	24,928,711	99.715	145,577	25,074,288.13
T-Note 4 10/31/2029	91282CFT3	Buy	US Treasury Bonds / Notes	7/29/2025	10/31/2029	3.929	25,000,000	25,067,383	100.270	244,565	25,311,948.03
T-Note 4 10/31/2029	91282CFT3	Buy	US Treasury Bonds / Notes	7/2/2025	10/31/2029	3.803	25,000,000	25,194,336	100.777	171,196	25,365,531.59
							100,000,000	99,884,766		786,065	100,670,830.47
Mizuho Securities											
T-Note 3.625 8/31/2029	91282CLK5	Buy	US Treasury Bonds / Notes	7/29/2025	8/31/2029	3.925	25,000,000	24,718,750	98.875	371,858	25,090,608.02
T-Note 3.625 8/31/2029	91282CLK5	Buy	US Treasury Bonds / Notes	7/2/2025	8/31/2029	3.800	25,000,000	24,832,031	99.328	305,367	25,137,398.10
							50,000,000	49,550,781		677,225	50,228,006.12
Morgan Stanley											
T-Note 3.5 9/30/2029	91282CLN9	Buy	US Treasury Bonds / Notes	7/29/2025	9/30/2029	3.930	25,000,000	24,588,867	98.355	286,885	24,875,752.44
T-Note 3.625 8/31/2029	91282CLK5	Buy	US Treasury Bonds / Notes	7/3/2025	8/31/2029	3.815	25,000,000	24,818,359	99.273	307,829	25,126,188.86
T-Note 4 10/31/2029	91282CFT3	Buy	US Treasury Bonds / Notes	7/25/2025	10/31/2029	3.945	25,000,000	25,052,734	100.211	233,696	25,286,430.03
							75,000,000	74,459,961		828,410	75,288,371.33
RBC											
T-Note 3.5 9/30/2029	91282CLN9	Buy	US Treasury Bonds / Notes	7/2/2025	9/30/2029	3.799	25,000,000	24,708,008	98.832	222,336	24,930,343.88
							25,000,000	24,708,008		222,336	24,930,343.88
Stifel Nicolaus											
T-Note 3.875 11/30/2029	91282CFY2	Buy	US Treasury Bonds / Notes	7/29/2025	11/30/2029	3.937	25,000,000	24,937,500	99.750	156,165	25,093,664.62
							25,000,000	24,937,500		156,165	25,093,664.62
UMB Bank											
T-Note 4 10/31/2029	91282CFT3	Buy	US Treasury Bonds / Notes	7/3/2025	10/31/2029	3.812	25,000,000	25,184,570	100.738	173,913	25,358,483.35
							25,000,000	25,184,570		173,913	25,358,483.35
Total Securities							400,000,000	398,123,047		3,655,489	401,778,536.34



Office of the State Treasurer
General Fund
Comparison of Actual Earnings to Estimated Earnings
July 31, 2025

Fiscal Year to Date

Asset Category	Revenues Actual	Revenues Estimate	Variance	Percent	Investable Base Actual	Investable Base - Est.	Variance	Percent
Certificates of Deposit - IntraFi	119,028	116,667	2,361	2.02%	36,924,326	32,000,000	4,924,326	15.39%
Foreign Bonds	0	333,333	-333,333	-100.00%	103,082,724	37,000,000	66,082,724	178.60%
Money Market Mutual Funds-GF	4,177,712	3,250,000	927,712	28.54%	1,073,105,694	1,000,000,000	73,105,694	7.31%
State of OK Bonds	0	83,333	-83,333	-100.00%	30,000,000	30,000,000	0	0.00%
US Agency - MBS	3,135,202	3,166,667	-31,465	-0.99%	1,547,893,002	2,000,000,000	(452,106,998)	-22.61%
US Agency Bonds	41,381	233,333	-191,953	-82.27%	193,400,435	1,500,000,000	(1,306,599,565)	-87.11%
US Treasury Bonds / Notes	29,911,276	26,983,333	2,927,943	10.85%	9,497,577,623	7,401,000,000	2,096,577,623	28.33%
Total or Average	37,384,599	34,166,667	3,217,932	9.42%	12,481,983,804	12,000,000,000	481,983,804	4.02%

The Treasurer had revised the estimated earnings to the Board of Equalization for Fiscal Year 2026. The amount estimated was \$410,000,000. Year-to-date actual earnings are recorded on a accrual basis of accounting.



Office of the State Treasurer
Comparison of Actual Earnings to Estimated Earnings
July 31, 2025

The following page presents market rates of return on the Securities portion of the General Account and the State's aggregated State Agency Accounts. These figures, which are dollar-weighted and time-weighted where appropriate, are calculated using the percentage change in market value (inclusive of accrued income) from the end of the prior month to the end of the reporting month.

To ensure the integrity of data, this information is provided by the Treasurer's custodian bank acting in its capacity as an external third party. As such, performance measurement is presently confined to those investments which are held with the custodian bank Northern Trust Company.

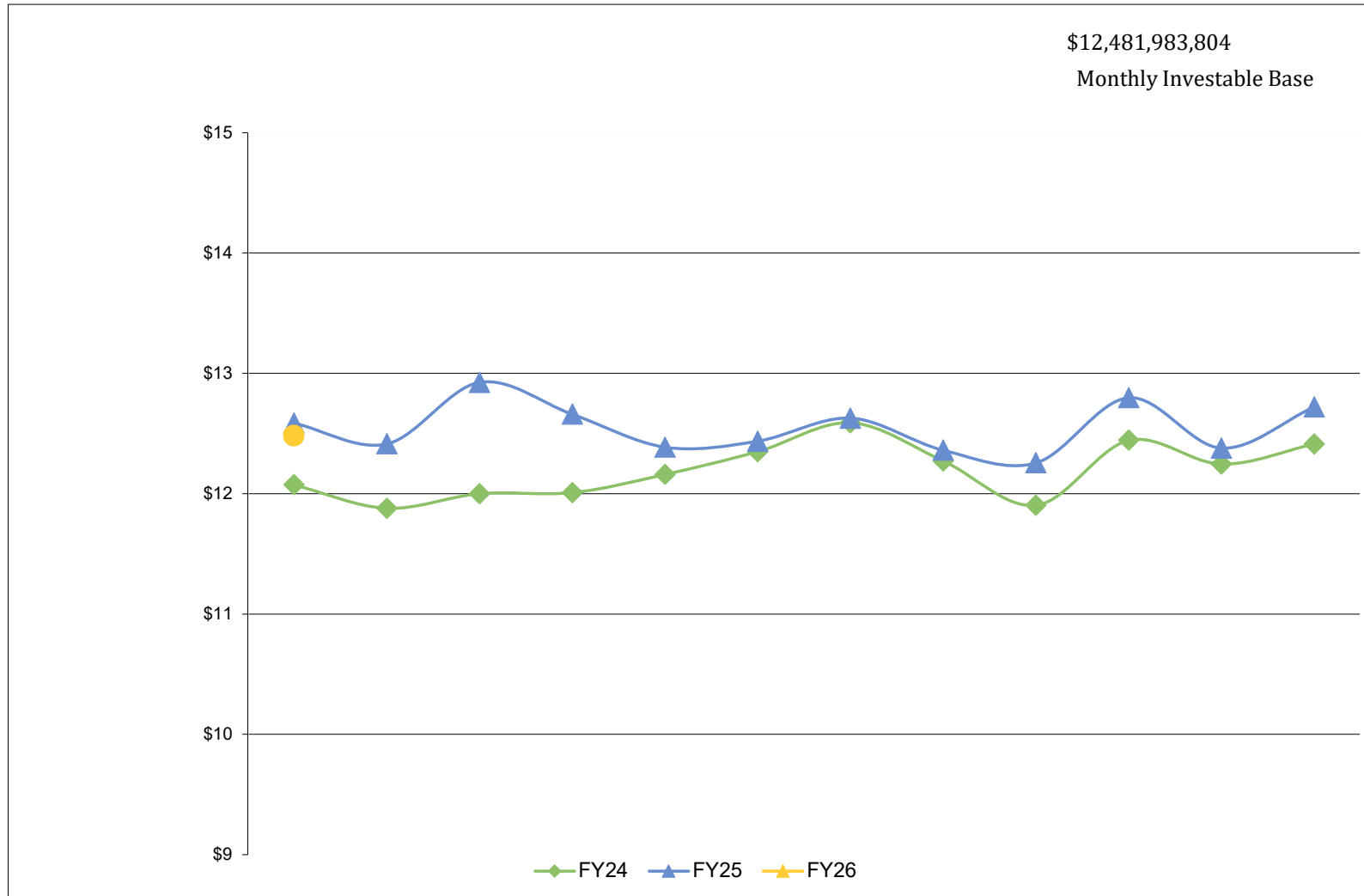
Benchmark data is also provided on the following page.



Office of the State Treasurer
Performance Comparison
July 31, 2025

	Current Month	Fiscal Year-to-Date
Securities, General Revenue Account	-0.09%	-0.09%
Securities, Agency Directed Langston University	1.61%	1.61%
Benchmark		
Merrill Lynch, US 1 Year T-Bill	0.17%	0.17%

Analysis by Northern Trust Company
Represents dollar-weighted and time-weighted rates of return





Office of the State Treasurer
Banking, Custody, and other Fees
July 31, 2025

Depository Bank	Tax ID Number	City	State	Amount
BancFirst	73-1332918	OKC	Oklahoma	9,738
Federal Reserve Bank	44-0545874	Kansas City	Kansas	1,404
Intrust Bank	48-0477525	Wichita	Kansas	23
JP Morgan/Chase, Okla., NA	73-0777610	OKC	Oklahoma	58,700
*JPM & BF Bank fees are based on prior month invoices.				
Total				69,865

Money Market Mutual Funds

The State Treasurer participates in the following money market mutual funds. The funds managers are compensated for certain operating expenses by deducting a fee from the gross interest earnings.

Fund Manager	Tax ID	Annualized fee	Amount
Invesco	76-0574220	0.120%	48,334
JPMorgan Securities	23-2694160	0.180%	65,926
JPMorgan Securities(ARP)	23-2694160	0.180%	145,705
Goldman Sachs	06-1287410	0.110% (BOSC Inc. 0.070%)	67,464
FederatedHermes MM	25-1614826	0.100% (BancFirst 0.050%)	102,324

Note: Pursuant to Oklahoma State Statute Title 62, Section 89.7, all known fees are to be reported. The money market mutual fund fees reported are shown at the contracted rate.

Securities Lending Program

The State Treasurer participates in a securities lending program with Deutsche Bank acting as lending agent. Deutsche Bank retains 15% of the revenues generated as compensation for services, their share for the month was \$ 157,837. Pursuant to Oklahoma State Statute Title 62 Section 90, the State Treasurer retains security lending revenue to pay custody and other banking fees in a revolving fund and deposits excess funds to General Revenue.

Northern Trust Custody Fees

Pursuant to custodial contract with Northern Trust Company, custody fees are paid quarterly. Fees to be paid to Northern Trust Company for FY2025 totaled to 75,000.00.



OKLAHOMA
State Treasurer

AGENCY-DIRECTED INVESTMENTS

July 2025

Treasurer's Mission Statement

The mission of the
Office of the State Treasurer
is to serve the
people of Oklahoma by
providing sound banking and
investment services, reuniting
individuals and businesses with their
unclaimed property, and
promoting economic opportunities in a
fiscally responsible
and efficient manner while adhering to the
highest professional and ethical standards.



Office of the State Treasurer
Agency Directed Investments
July 31, 2025

Issuer	Face Amount/Shares	Market Value	Book Value	% of Portfolio
ARPA Funding				
JPMorgan MM	971,369,192	971,369,192	971,369,192	100%
Total, ARPA Funding	971,369,192	971,369,192	971,369,192	100%
Ocia Legacy Fund 481				
Federated Hermes MM	818,593,584	818,593,584	818,593,584	100%
Total, ARPA Funding	818,593,584	818,593,584	818,593,584	100%
Langston - Agency Directed				
Fundamental Investors Inc A	16,499	1,475,487	371,159	33%
Investment Co of America A	16,849	1,082,353	371,249	33%
Washington Mutual Fund A	17,404	1,122,941	371,269	34%
Northern Trust - Agency Fund	4,170	4,170	4,170	0%
Total / Average	54,922	3,684,951	1,117,847	100%
Report Total	1,790,017,698	1,793,647,727	1,791,080,623	



Office of the State Treasurer
State Agency Directed by Broker
July 31, 2025

Broker	Tax ID	Purchases at Cost	Sales at Cost
No activity			



Office of the State Treasurer
State Agency Directed by Security Type
July 31, 2025

Broker	Tax ID	Purchases at Cost	Sales at Cost
No activity			



Office of the State Treasurer
Assets Under Management
July 31, 2025

Account	Class Funding	Agency	Interest Rate	Days to Maturity	Market Value
2109002	8090B	OMES- Risk Mgmt Revolving Fund ASA	3.6215	1	79,152,362
2118506	8185F	Corporation Commission	3.6215	1	24,525,149
2137001	8370A	OIFA	3.6215	1	7,437,837
2138503	8385C	Oklahoma Insurance Department	3.6215	1	2,981,533
2139101	8391A	Multiple Injury Trust Fund	3.6215	1	24,839,793
2141001	8410A	Commissioners of the Land Office	3.6215	1	111,642,830
2142001	8420A	Langston University	3.6215	1	1,634,992
2143500	79901	Oklahoma Lottery Commission	3.6215	1	16,333,259
2143501	8435A	Oklahoma Lottery Commission	3.6215	1	5,183,603
2147704	8477D	Oklahoma Bureau of Narcotics	3.6215	1	11,220,880
2151500	79901	OPERS	3.6215	1	1,277,812
2151501	8515A	OPERS	3.6215	1	299,763
2151502	8515B	OPERS	3.6215	1	44,329
2151503	8515C	OPERS	3.6215	1	89,810
2151504	8515D	OPERS	3.6215	1	1,891,181
2151505	8515E	OPERS	3.6215	1	13,621
2151506	8515F	OPERS	3.6215	1	26,924
2151507	8515G	OPERS	3.6215	1	131,234
2151508	8515H	OPERS	3.6215	1	43,459
2153001	8530A	Panhandle State University	3.6215	1	441,508
2155701	8557A	OK Police Pension	3.6215	1	19,692,078
2169502	8695B	Tax Commission	3.6215	1	493,809,260
2169505	8695E	Tax Commission	3.6215	1	13,745
2169520	8695T	Tax Commission	3.6215	1	(1,515,587)
2169521	8695U	Tax Commission	3.6215	1	95,270,779
2174007	8740G	State Treasurer	3.6215	1	209,356
2183006	8830F	DHS - CSED	3.6215	1	11,322,759
7200039	20000	Oklahoma Boll Weevil Eradication	3.6215	1	3,958,888
7200131	79901	Department of Corrections	3.6215	1	6,925,623
7200320	20000	Department of Wildlife	3.6215	1	6,267,112
7200359	20000	OERB	3.6215	1	6,831,648
7200370	20000	OIFA	3.6215	1	1,425,279
7200391	20000	Multiple Injury Trust Fund	3.6215	1	101,751
7200410	20000	Commissioners of the Land Office	3.6215	1	1,017,634
7200435	20000	Oklahoma Lottery Commission	3.6215	1	26,690,851
7200515	20000	OPERS	3.6215	1	1,196,837
7200557	20000	Oklahoma Police Pension	3.6215	1	1,519
7200588	20000	Real Estate Commission	3.6215	1	4,060,481
7200830	20000	Department of Human Services	3.6215	1	124,972
7201825	20100	University Hospitals Authority	3.6215	1	9,002,452
7205090	20500	OMES Risk Management Division/DSC	3.6215	1	89,972,519



Office of the State Treasurer
Assets Under Management
July 31, 2025

Account	Class Funding	Agency	Interest Rate	Days to Maturity	Market Value
7205131	79901	Department of Corrections	3.6215	1	1,054,221
7205204	20500	JM Davis Arms & Historical Museum	3.6215	1	12,716
7205320	20500	Department of Wildlife	3.6215	1	1,390,421
7205359	20500	Sustaining OK Energy Resources	3.6215	1	8,392,659
7205515	20500	OPERS	3.6215	1	328,098
7205563	20500	OK Bd for Private Vocational Schools	3.6215	1	472,430
7205630	20500	Oklahoma Department of Securities	3.6215	1	1,763,324
7205807	20500	Oklahoma Health Care Authority	3.6215	1	12,349,124
7210270	21000	State Election Board	3.6215	1	729,947
7210320	21000	Department of Wildlife	3.6215	1	4,809,833
7210350	21000	Oklahoma Historical Society	3.6215	1	32
7210400	21000	Office of Juvenile Affairs	3.6215	1	3,682
7210410	21000	Commissioners of the Land Office	3.6215	1	12,367,009
7210515	21000	OPERS	3.6215	1	694,610
7210570	21000	State Board of Licensure for Professional Engineers &	3.6215	1	271,353
7210588	21000	Real Estate Commission	3.6215	1	658,297
7215270	21500	State of Oklahoma Election Board - HAVA	3.6215	1	10,891,383
7215320	21500	Department of Wildlife	3.6215	1	5,227,499
7215566	21500	Tourism & Recreation Department	3.6215	1	6,171,861
7215585	21500	Department of Public Safety	3.6215	1	1,963,229
7215670	21500	JD McCarty Center	3.6215	1	902,987
7215825	215000	University Hospitals Authority	3.6215	1	1,955,383
7216805	21600	Department of Rehabilitation Services	3.6215	1	1,318,700
7220320	22000	Dept of Wildlife Conservation	3.6215	1	2,308,925
7220570	22000	OSB of Licensure for Professional Engineers and Land	3.6215	1	273,529
7220585	22000	Department of Public Safety	3.6215	1	6,859,521
7220830	22000	Department of Human Services	3.6215	1	10,779
7225040	22500	Department of Agriculture	3.6215	1	84,303
7225830	22500	Department of Human Services	3.6215	1	5,919,807
7226835	22600	Oklahoma Water Resources Board	3.6215	1	2,001,962
7230220	23000	Oklahoma Crime Victims Compensation	3.6215	1	5,893,519
7230345	23000	Department of Transportation	3.6215	1	6,896,266
7230695	23000	Tax Commission	3.6215	1	1,585,815
7230807	23000	Health Care Authority	3.6215	1	1
7235605	23500	Regents for Higher Education	3.6215	1	5,083,118
7240807	24000	Health Care Authority	3.6215	1	19,155,803
7240830	24000	Oklahoma Human Services	3.6215	1	6,116,532
7244090	24400	OMES Dept of Central Services	3.6215	1	839,537
7245807	24500	Health Care Authority	3.6215	1	2,408,394
7252090	25200	Department of Central Services	3.6215	1	802,284
7255090	25500	Department of Central Services	3.6215	1	2,018,546
7255585	25500	Oklahoma Dept of Public Safety	3.6215	1	131,856



Office of the State Treasurer
Assets Under Management
July 31, 2025

Account	Class Funding	Agency	Interest Rate	Days to Maturity	Market Value
7260090	26000	OMES Risk Management Division	3.6215	1	6,252,403
7265090	26500	OMES- Risk Mgmt	3.6215	1	276,610
7275740	27500	OST - SEED	3.6215	1	852
7280090	28000	OMES DCS Property Distribution	3.6215	1	881,217
7280131	79901	Department of Corrections	3.6215	1	16,860,346
7280345	28000	Department of Transportation	3.6215	1	1,218,288
7285345	28500	Department of Transportation	3.6215	1	173,576,514
7295090	27000	Emergency & Transportation	3.6215	1	11,227,957
7303000	30300	Tobacco Litigation Escrow Fund	3.6215	1	33,136
7360566	36000	Tourism & Recreation Department	3.6215	1	6,598,712
7403292	40300	Oklahoma Department of Environmental Quality	3.6215	1	1,037,956
7405220	40500	District Attorneys Council	3.6215	1	7,530,870
7409105	40900	OCIA - NACEA Revenue Series 2018B	3.6215	1	1,435
7411105	41100	OCIA - Capitol Repair Revenue Series 2018C	3.6215	1	5,643
7412105	41200	OCIA	3.6215	1	2,245,475
7416000	41600	OSF - Oil Overcharge	3.6215	1	322,008
7416105	41600	OCIA - DOC Revenue Series 2018D	3.6215	1	10,328
7416160	41600	Department of Commerce	3.6215	1	3,387,661
7424105	42400	OCIA - Revenue Series 2019A	3.6215	1	11,064
7426000	42600	OSF - Oil Overcharge	3.6215	1	2,690,543
7426160	42600	Department of Commerce	3.6215	1	18,767,088
7428105	42800	OCIA Endowed Chairs Fund	3.6215	1	1,747,528
7430010	43000	Oklahoma State University	3.6215	1	3,449,007
7430011	43000	Oklahoma State University	3.6215	1	3,196,378
7430012	43000	Oklahoma State University	3.6215	1	3,145,582
7430013	43000	Oklahoma State University	3.6215	1	3,366,426
7430014	43000	Oklahoma State University	3.6215	1	3,074,154
7430015	43000	Oklahoma State University	3.6215	1	3,347,566
7430016	43000	Oklahoma State University	3.6215	1	132,683
7430100	43000	Cameron University	3.6215	1	1,462,901
7430420	43000	Langston University	3.6215	1	192,719
7430461	43000	Rogers State College	3.6215	1	1,521,047
7430505	43000	Northwestern Oklahoma State University	3.6215	1	515,694
7430530	43000	Panhandle State University	3.6215	1	25,145
7430665	43000	Southwestern Oklahoma State University	3.6215	1	2,456,392
7430760	43000	University of Oklahoma	3.6215	1	71,612,762
7430770	43000	OUHSC	3.6215	1	91,475,043
7430773	43000	Oklahoma State University	3.6215	1	3,665,996
7436000	43600	OSF - Oil Overcharge	3.6215	1	2,951
7436105	43600	OCIA	3.6215	1	4,321
7438105	43800	OCIA	3.6215	1	4,941
7443105	44300	OCIA	3.6215	1	233,824



Office of the State Treasurer
Assets Under Management
July 31, 2025

Account	Class Funding	Agency	Interest Rate	Days to Maturity	Market Value
7444105	44400	OCIA 2017C Series	3.6215	1	554
7444835	44400	Water Resources Board	3.6215	1	11,597,460
7445105	44500	OCIA - 2017B Capitol Repair 2 Revenue	3.6215	1	13,919
7445835	44500	Water Resources Board	3.6215	1	10,428,850
7447105	44700	2017A Revenue Fund	3.6215	1	67,071
7450105	45000	OCIA Series 2020B	3.6215	1	1,513,318
7452105	45200	OCIA Series 2020D	3.6215	1	1,068
7453105	45300	OCIA Series 2020D	3.6215	1	124,336
7454105	45400	OCIA Series 2020E	3.6215	1	473,885
7455160	45500	Department of Commerce	3.6215	1	227,462
7459105	45900	OCIA Endowed Chairs 2021	3.6215	1	1,485,185
7460100	46000	Cameron University	3.6215	1	219,365
7461105	46100	OCIA (TIFIA/ODOT 2022)	3.6215	1	346,514
7463105	46300	OCIA (Conservation-2022A)	3.6215	1	19,053,693
7464105	46400	OCIA	3.6215	1	18,680
7465105	46500	OCIA (Conservation-2022A)	3.6215	1	104,091
7466105	46600	OCIA (National Guard Museum 2022B)	3.6215	1	21,309,817
7467105	46700	OCIA (National Guard Museum 2022B)	3.6215	1	489,536
7468105	46800	OCIA ODVA-2022C	3.6215	1	30,144,721
7469105	46900	OCIA ODVA-2022C	3.6215	1	2,718
7470010	47000	Oklahoma State University Capital Bond Project	3.6215	1	4,854,929
7471835	47100	Water Resources Board	3.6215	1	3,275,096
7472835	47200	Water Resources Board	3.6215	1	24,510,653
7473835	47300	Water Resources Board	3.6215	1	120,098,337
7475750	47500	Tulsa Community College	3.6215	1	81,326
7475770	47500	OUHSC	3.6215	1	63,454,715
7476760	47600	University of Oklahoma	3.6215	1	74,741,207
7480105	48000	OCIA	3.6215	1	415,437
7484105	48400	OCIA	3.6215	1	461,036
7485105	48500	OCIA	3.6215	1	11,189
7486105	48600	OCIA	3.6215	1	397,905
7487010	48700	OKLAHOMA STATE UNIVERSITY	3.6215	1	3,108,139
7488010	48800	OKLAHOMA STATE UNIVERSITY	3.6215	1	44,009
7490010	49000	Oklahoma State University	3.6215	1	52,731
7490013	49000	Oklahoma State University	3.6215	1	23,918
7490015	49000	Oklahoma State University	3.6215	1	1,528
7490270	49000	Oklahoma State Election Board	3.6215	1	19
7490773	49000	Oklahoma State University	3.6215	1	61,906
7491105	49100	OCIA TIFIA	3.6215	1	5,670
7491220	49100	District Attorneys Council	3.6215	1	25,902
7493105	49300	OCIA 2024A	3.6215	1	2,503,280
7494105	49400	OCIA 2024B	3.6215	1	619,486



Office of the State Treasurer
Assets Under Management
July 31, 2025

Account	Class Funding	Agency	Interest Rate	Days to Maturity	Market Value
7497085	49700	Broadband	3.6215	1	26,878,783
7497105	49700	OCIA Series 2025A	3.6215	1	275,971,018
7497835	49700	Water Resources Board	3.6215	1	10,601,027
7498105	49800	OCIA Series 2025A	3.6215	1	3,115,050
7514410	8410A	Commissioners of the Land Office	3.6215	1	142,327
7515410	8410A	Commissioners of the Land Office	3.6215	1	518,062
7516410	8410A	Commissioners of the Land Office	3.6215	1	6,499,172
7600010	60000	Oklahoma State University	3.6215	1	9,118,447
7600100	60000	Cameron University	3.6215	1	1,701,635
7600120	60000	University of Central Oklahoma	3.6215	1	2,922,119
7600150	60000	University of Science & Arts	3.6215	1	152,406
7600230	60000	East Central University	3.6215	1	674,388
7600420	60000	Langston University	3.6215	1	1,522,096
7600485	60000	Northeastern State University	3.6215	1	1,606,448
7600490	60000	Northern Oklahoma College	3.6215	1	1,151,471
7600505	60000	Northwestern Oklahoma State University	3.6215	1	1,820,569
7600530	60000	Panhandle State University	3.6215	1	217,833
7600660	60000	Southeastern Oklahoma State University	3.6215	1	447,951
7600665	60000	Southwestern Oklahoma State University	3.6215	1	5,064,655
7600760	60000	University of Oklahoma	3.6215	1	3,507,997
7650010	65000	Oklahoma State University	3.6215	1	3,199,375
7650100	65000	Cameron University	3.6215	1	989,200
7650120	65000	University of Central Oklahoma	3.6215	1	3,121,925
7650150	65000	University of Science & Arts	3.6215	1	107,765
7650230	65000	East Central University	3.6215	1	651,083
7650420	65000	Langston University	3.6215	1	3,008,134
7650485	65000	Northeastern State University	3.6215	1	556,801
7650490	65000	Northern Oklahoma College	3.6215	1	3,783,401
7650505	65000	Northwestern Oklahoma State University	3.6215	1	1,062,779
7650530	65000	Panhandle State University	3.6215	1	272,108
7650660	65000	Southeastern Oklahoma State University	3.6215	1	611,709
7650665	65000	Southwestern Oklahoma State University	3.6215	1	1,613,260
7650760	65000	University of Oklahoma	3.6215	1	2,339,818
7700040	70000	Department of Agriculture	3.6215	1	12,094,341
7700041	70000	Western Oklahoma State College	3.6215	1	909,172
7700131	79901	Department of Corrections	3.6215	1	25,294,373
7700240	70000	Eastern Oklahoma State College	3.6215	1	552,933
7700461	70000	Rogers State College	3.6215	1	11,161,260
7700490	70000	Northern Oklahoma College	3.6215	1	6,391,387
7700606	70000	Ardmore Higher Education Center	3.6215	1	0
7700633	70000	Oklahoma City Community College	3.6215	1	10,497,807
7700660	70000	Southeastern Oklahoma State University	3.6215	1	5,166,438



Office of the State Treasurer
Assets Under Management
July 31, 2025

Account	Class Funding	Agency	Interest Rate	Days to Maturity	Market Value
7700760	70000	University of Oklahoma	3.6215	1	153,513,539
7700830	70000	Department of Human Services	3.6215	1	946,593
7701010	70100	Oklahoma State University	3.6215	1	79,173,787
7701150	70100	University of Science & Arts	3.6215	1	408,021
7701165	70100	Connors State College	3.6215	1	883,328
7701400	70100	Office of Juvenile Affairs	3.6215	1	21,734
7701480	70100	Northeastern Oklahoma A&M College	3.6215	1	66,586
7701530	70100	Panhandle State University	3.6215	1	111,518
7701605	70100	Regents for Higher Education	3.6215	1	34,806,382
7701650	70100	Department of Veteran Affairs	3.6215	1	541,668
7701770	70100	OUHSC	3.6215	1	416,057,964
7701805	70100	Department of Rehabilitation Services	3.6215	1	239,862
7701865	70100	OK Workers' Comp Commission	3.6215	1	5,557,195
7702120	70200	University of Central Oklahoma	3.6215	1	15,992,730
7702650	70200	Department of Veteran Affairs	3.6215	1	420,122
7703650	70300	Department of Veteran Affairs	3.6215	1	378,239
7704120	70400	University of Central Oklahoma	3.6215	1	91,119
7704650	70400	Department of Veteran Affairs	3.6215	1	1,124,233
7704865	70400	OK Workers' Comp Commission	3.6215	1	50,939
7705505	70500	Northwestern Oklahoma State University	3.6215	1	2,860,385
7705650	70500	Department of Veteran Affairs	3.6215	1	877,659
7705675	70500	Self Insurance Guaranty Fund	3.6215	1	2,393,520
7705865	70500	OK Workers' Comp Commission	3.6215	1	47,196
7706452	70600	Community Mental Health Center Rep Payee Account	3.6215	1	8,152
7706650	70600	Department of Veteran Affairs	3.6215	1	32,803
7706750	70600	Tulsa Community College	3.6215	1	5,533,658
7706865	70600	OK Workers' Comp Commission	3.6215	1	193,851
7707452	70700	Central Oklahoma CMHC Rep Payee Account	3.6215	1	53,438
7707585	70700	Department of Public Safety	3.6215	1	5,777,373
7707605	70700	Regents for Higher Education	3.6215	1	4,242,288
7707650	70700	Department of Veteran Affairs	3.6215	1	514,986
7707865	70700	OK Workers' Comp Commission	3.6215	1	266,919
7708108	70800	Carl Albert State College	3.6215	1	5,533,846
7708605	70800	Regents for Higher Education	3.6215	1	106,822
7709605	70900	Regents for Higher Education	3.6215	1	6,225,753
7710350	71000	Oklahoma Historical Society	3.6215	1	1,436,912
7710452	71000	Oklahoma Department of Mental Health	3.6215	1	1,524,694
7710605	71000	Regents for Higher Education	3.6215	1	3,116,279
7711185	8740G	Corporation Commission	3.6215	1	69,418,988
7711420	71100	Langston University	3.6215	1	138,008
7711452	71100	Griffin Memorial Hospital Rep Payee	3.6215	1	39,717
7711605	71100	Regents for Higher Education	3.6215	1	834,533



Office of the State Treasurer
Assets Under Management
July 31, 2025

Account	Class Funding	Agency	Interest Rate	Days to Maturity	Market Value
7712605	71200	Regents for Higher Education	3.6215	1	126,651
7713605	71300	Regents for Higher Education	3.6215	1	91,089,195
7714452	71400	Northwest Center for Behavioral Health	3.6215	1	74,681
7714605	71400	Regents for Higher Education	3.6215	1	16,285,591
7715605	71500	Regents for Higher Education	3.6215	1	3,351,329
7718605	71800	Regents for Higher Education	3.6215	1	14,248,303
7723623	72300	Seminole State College	3.6215	1	607,300
7725100	72500	Cameron University	3.6215	1	1,041,436
7730230	73000	East Central University	3.6215	1	3,718,870
7730830	73000	Department of Human Services	3.6215	1	375,723
7740605	74000	Regents for Higher Education	3.6215	1	3,262,052
7741241	74100	Redlands Community College	3.6215	1	3,800,646
7745605	74500	Regents for Higher Education	3.6215	1	811,561
7747470	74700	Murray State College	3.6215	1	179,106
7750350	75000	Oklahoma Historical Society	3.6215	1	156,128
7750531	75000	Rose State College	3.6215	1	16,425,553
7751485	75100	Northeastern State University	3.6215	1	19,689,560
7752485	75200	Northeastern State University	3.6215	1	3,280,008
7765665	76500	Southwestern Oklahoma State University	3.6215	1	911,430
7790470	79000	Murray State College	3.6215	1	1
7790490	79000	Northern Oklahoma College	3.6215	1	2
7805370	80500	OIFA	3.6215	1	118
7854740	85400	OCIA Endowed Chair Fund 2010	3.6215	1	10,210,920
7910467	91000	OSF Escrow Fund	3.6215	1	201,351
7920605	92000	Regents for Higher Education	3.6215	1	27,350,667
State Agency, Investable Base					3,537,430,994
ARP Investment					971,369,192
Ocia Legacy Fund					818,593,584
State of Oklahoma, Investable Base					12,481,983,804
Assets Under Management					17,809,377,574