

Treasurer Todd Russ



OKLAHOMA
State Treasurer

TREASURER'S INVESTMENTS

August 2025

Treasurer's Mission Statement

The mission of the
Office of the State Treasurer
is to serve the people
of Oklahoma by
providing sound banking and
investment services, reuniting
individuals and businesses with their
unclaimed property, and
promoting economic opportunities
in a fiscally responsible
and efficient manner while adhering to the
highest professional and ethical standards.



OKLAHOMA
State Treasurer

Investment Report

August 2025

"August brought mixed signals as interest rates eased and markets posted steady gains, while job growth slowed and inflation pressures ticked higher. In this environment, we remain committed to safeguarding Oklahoma's investments through disciplined strategy and careful attention to long-term stability."



STATE TREASURER
TODD RUSS

PORTFOLIO PERFORMANCE, DIVERSIFICATION AND STRATEGY

August portfolio yielded **3.72%**, up from **3.40%** last year, with a weighted average maturity of 800 days.

Total assets under management of **\$17.6 billion**, up \$1 billion in comparison to August 2024.

Total portfolio contained **67.5% in U.S. Treasuries**, **1.3% in U.S. government agencies**, **17.6% in money market mutual funds**, **12.4% in mortgage-backed securities**, **0.3% in certificates of deposit**, and **0.9% in state and foreign bonds**, comprising the balance of funds invested.

PORTFOLIO	UTILIZATION	INVESTMENT OPPORTUNITIES	DIVERSIFICATION
Seek safety, liquidity and return on investment, in that order	Laddered bond maturities and buy-and-hold	Market observation, maximizing income within investment parameters and stable interest rates	Sound strategy keeping with the state's statutory investment objectives

TOTAL FUNDS INVESTED Available market value investment funds, including State Treasurer investments at **\$12,267,490,678**. State Agency balances in OK Invest of **\$3,512,931,865**, American Rescue Plan investments at **\$960,230,222**, and the Oklahoma Capitol Improvement Authority Legacy Fund at **\$863,965,960** for a total of **\$17,604,618,725**.

MARKET CONDITIONS The treasury yield curve tenor, which is a visual representation of treasury bond yields relative to the years remaining to maturity, dropped across-the-board at the end of August. The 2-year treasury was **3.62%** and the 10-year benchmark was at **4.23%**, which reflected a decline of **0.34%** and **0.15%** respectively.

The year-to-date returns for the major stock indices were higher for August compared to July with the S&P 500, Dow Jones Industrial Average and Nasdaq coming in at **9.84%**, **7.05%** and **11.11%** respectively. Wall Street sold off high-flying tech stocks contained in the S&P in the final session before the Labor Day holiday. On a monthly basis the S&P gained **1.9%**, the Dow was at **3.20%** and the Nasdaq earned **1.58%**.

The Federal Open Market Committee (FOMC) voted on September 17 to drop interest rates by **0.25%** to the target range of **4.00%-4.25%**. This was the first time in 9 months that a rate cut was considered. There was one dissenting vote by the new committee member Stephen Miran, who preferred to lower interest rates by **0.50%**. The statement issued by the FOMC said "**job gains have slowed, and the unemployment rate has edged up but remains low. Inflation has moved up and remains somewhat elevated**". The Committee continues to seek maximum employment and inflation at the rate of 2% over the longer run and "**risks to both sides of its dual mandate and judges that downside risks to employment have risen.**"

	S&P	Dow Jones	Nasdaq
For the month	1.9%	3.20%	1.58%
For the year	9.84%	7.05%	11.11%

ECONOMIC DEVELOPMENTS The job growth in the US dramatically fell in August along with the unemployment rate increasing to **4.3%**. The unemployment rate was the highest since the fall of 2021. The Bureau of Labor Statics (BLS) reported that payrolls increased by a mere **22,000** and the July nonfarm payroll number was upwardly revised to **79,000**. According to Reuters, sweeping import tariffs and an immigration crackdown reduced the labor pool and the hiring side was struggling. According to the Bureau of Labor Statistics, "A job gain in health care was partially offset by losses in federal government and in mining, quarrying, and oil and gas extraction."

According to the Bureau of Labor Statistics, "A job gain in health care was partially offset by losses in federal government and in mining, quarrying, and oil and gas extraction."

The Consumer Price Index (CPI) for August rose to the highest in 7 months, at **0.4%**. The rise in prices for shelter and food was attributed to the increase. The cost of shelter jumped **0.4%** and prices at the supermarket increased **0.6%**. On a year-over-year basis, CPI advanced **2.9%** in comparison to **2.7%** in July. Core CPI, which excludes food and energy components, rose **0.3%**. Reuters writes the rise was broad with "tariff-exposed products like new motor vehicles, apparel and household furnishings and operations costing more." The Producer Price Index (PPI) unexpectedly decreased **0.1%** in August on a seasonally adjusted basis compared to advancing **0.7%** in July and **0.1%** in June. The fall in the PPI was attributed to a **0.2%** decline in services prices.

Reuters writes the rise was broad with "tariff-exposed products like new motor vehicles, apparel and household furnishings and operations costing more."

Retail sales came in better than expected in August, up **0.6%** and July was upwardly revised to **0.6%** from **0.5%**. The Census Bureau reported that non-store retailers were up **10%** from last year, while food service and drinking places were up **6.5%** from August 2024. According to Reuters, there are concerns "momentum could ease amid labor market weakness and rising goods prices because of tariffs on imports."

According to Reuters, there are concerns "momentum could ease amid labor market weakness and rising goods prices because of tariffs on imports."

The total existing home sales in July were at a seasonally adjusted annual rate of **4.01 million**, up from **3.93 million** the month before. The unsold home inventory was at a **4.6 months' supply**, and the median existing home sales price was **\$422,400**. According to the National Association of Realtors, current inventory is at its highest since May 2020, during the COVID lockdown.

The National Association of Realtors reported **current inventory is at its highest since May 2020, during the COVID lockdown.**

The Bureau of Economic Analysis (BEA) reported that the second quarter real gross domestic product (GDP) increased to **3.3%** on an annual basis. The first quarter GDP reflected a contraction of **0.5%**. The BEA said the **0.3%** increase from the last estimate was primarily due to upward revisions to investment and consumer spending that were partly offset by a downward revision to government spending and an upward revision to imports.

The Bureau of Economic Analysis writes, **0.3% increase from the last estimate was primarily due to upward revisions to investment and consumer spending that were partly offset by a downward revision to government spending and an upward revision to imports.**

COLLATERALIZATION All funds under the control of this office requiring collateralization were secured at rates ranging from 100% to 110%, depending on the type of investment.

Best regards,



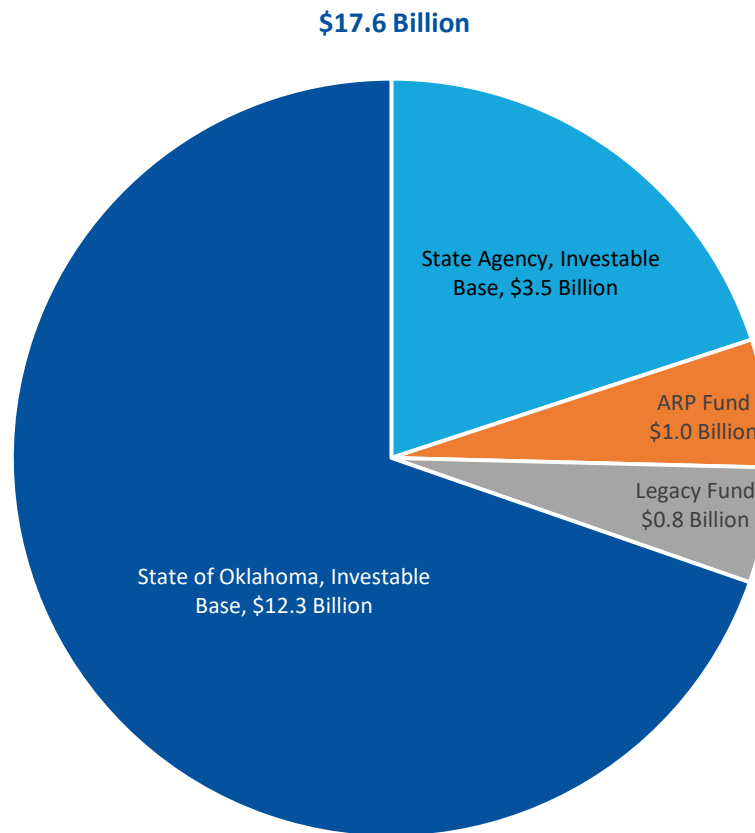
TODD RUSS
STATE TREASURER

CC: The Honorable *Kevin Stitt*, Governor
The Honorable *Kyle Hilbert*, Speaker of the House
The Honorable *Lonnie Paxton*, President Pro Tempore
The Honorable *Gentner Drummond*, Attorney General
The Honorable *Cindy Byrd*, State Auditor and Inspector



OKLAHOMA
State Treasurer

Office of the State Treasurer
Distribution of Assets Under Management
August 31, 2025





Office of the State Treasurer
Portfolio Composition
August 31, 2025

Asset Category	Face Amount/ Shares	Market Value	Book Value	% of Portfolio	YTM @ Cost	Weighted Average Maturity
Certificate of Deposit-IntraFi	52,164,000	52,164,000	52,164,000	0.3	4.19%	282
Foreign Bonds	125,000,000	125,025,303	125,000,000	0.7	5.09%	607
Money Market - General Funds	1,284,935,804	1,284,935,804	1,284,935,804	7.3	4.21%	1
Money Market - ARP Investment	960,230,222	960,230,222	960,230,222	5.4	4.19%	1
Money Market - Legacy Fund	863,965,960	863,965,960	863,965,960	4.9	4.22%	1
State Bond Issues	30,000,000	30,000,000	30,000,000	0.2	4.77%	2,222
US Agency - MBS	2,190,862,751	1,984,867,111	2,195,479,069	12.4	1.89%	2,167
US Agency Bonds	225,000,000	224,100,644	224,797,949	1.3	2.23%	136
US Treasury Bonds / Notes	12,250,000,000	12,079,329,681	11,985,176,622	67.5	3.95%	770
Total / Average	17,982,158,737	17,604,618,725	17,721,749,626	100.0	3.72%	800

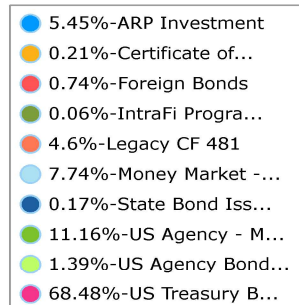
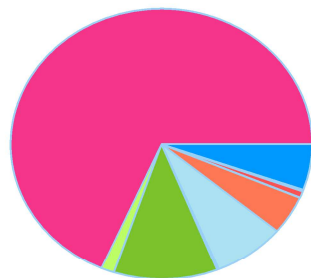


Office of the State Treasurer
Distribution by Asset Category - Market Value
Report Group: Monthly Investment Report

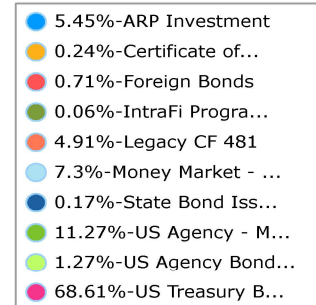
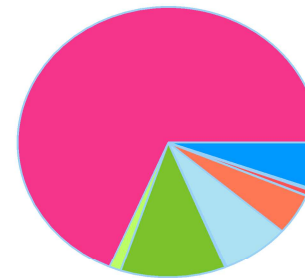
Begin Date: 7/31/2025, End Date: 8/31/2025

Asset Category	Market Value 7/31/2025	% of Portfolio 7/31/2025	Market Value 8/31/2025	% of Portfolio 8/31/2025
Certificate of Deposit-IntraFi	47,414,000	0.3	52,164,000	0.3
Foreign Bonds	132,367,055	0.7	125,025,303	0.7
Money Market - General Funds	1,377,959,716	7.7	1,284,935,804	7.3
Money Market - ARP Investment	971,369,192	5.5	960,230,222	5.5
Money Market - Legacy Fund	818,593,584	4.6	863,965,960	4.8
State Bond Issues	30,000,000	0.2	30,000,000	0.2
US Agency - MBS	1,987,627,326	11.1	1,984,867,111	11.3
US Agency Bonds	248,342,740	1.4	224,100,644	1.3
US Treasury Bonds / Notes	12,195,703,961	68.5	12,079,329,681	68.6
Total / Average	17,809,377,574	100.0	17,604,618,725	100.0

Portfolio Holdings as of 7/31/2025



Portfolio Holdings as of 8/31/2025





Office of the State Treasurer
Distribution by Issuer - Market Value
Report Group: Money Market

Begin Date: 7/31/2025, End Date: 8/31/2025

Issuer Allocation

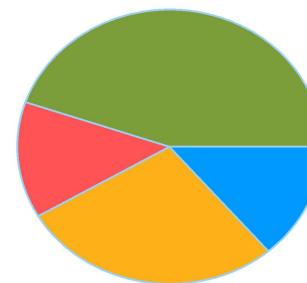
Issuer	Market Value 7/31/2025	% of Portfolio 7/31/2025	Market Value 8/31/2025	% of Portfolio 8/31/2025
AIM Invesco	485,038,179	15.3	427,657,703	13.8
FederatedHermes MM	818,593,584	25.8	863,965,960	27.8
Goldman Sachs	451,527,078	14.3	427,132,395	13.7
JPMorgan	1,412,638,526	44.6	1,390,225,480	44.7
Northern Trust	125,125	0.00	150,448	0.00
Total / Average	3,167,922,491	100.0	3,109,131,986	100.0

Portfolio Holdings as of 7/31/2025



- 15.31%-AIM Invesco
- 25.84%-FederatedHerm...
- 14.25%-Goldman Sachs
- 44.59%-JPMorgan
- 0%-Northern Trust

Portfolio Holdings as of 8/31/2025



- 13.75%-AIM Invesco
- 27.79%-FederatedHerm...
- 13.74%-Goldman Sachs
- 44.71%-JPMorgan
- 0%-Northern Trust

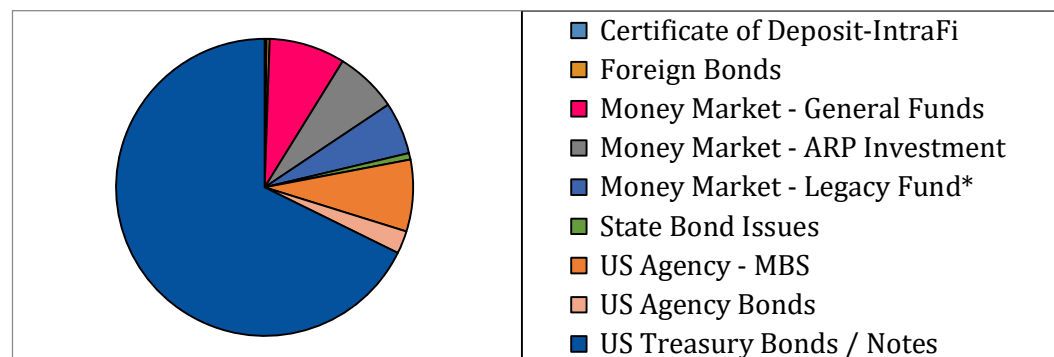


Office of the State Treasurer
Earnings by Asset Category
August 31, 2025

Asset Category	YTM @ Cost	Interest Earned Net of Amortization/ Accretion	Realized Gain/Loss	Total Earnings
Certificate of Deposit-IntraFi	4.19%	110,628	-	110,628
Foreign Bonds	5.09%	169,381	-	169,381
Money Market - General Funds	4.21%	4,164,579	-	4,164,579
Money Market - ARP Investment	4.19%	3,426,533	-	3,426,533
Money Market - Legacy Fund*	4.22%	2,859,191	-	2,859,191
State Bond Issues	4.77%	357,500	-	357,500
US Agency - MBS	1.87%	3,980,418	(53,041)	3,927,377
US Agency Bonds	2.23%	1,252,128	-	1,252,128
US Treasury Bonds / Notes	3.95%	34,119,028	-	34,119,028
Link Deposit (not active)		-		-
Total or Average	3.72%	50,439,386	(53,041)	50,386,345

* Legacy Fund Interest was net of admin fees and lagged one month

Total Earnings as of 08/31/2025





Office of the State Treasurer
Investment Activity
August 31, 2025

Description	CUSIP	Broker/ Dealer	Trade Date	Settlement Date	YTM @ Cost	Par	Principal	Price	Interest	Total
Buy										
Israel State 4.67 8/15/2028	46514X2W8	Israel State	8/15/2025	8/15/2025	4.670	10,000,000	10,000,000	100.000	0	10,000,000
						10,000,000	10,000,000		0	10,000,000
Matured										
FNMA 0.375 8/25/2025	3135G05X7	Morgan Stanley	8/25/2025	8/25/2025	0.000	25,000,000	25,000,000	0.000	0	25,000,000
Israel Bond 3.84 8/1/2025	46514VCP6	Israel State	8/1/2025	8/1/2025	0.000	17,500,000	17,500,000	0.000	0	17,500,000
T-Note 2 8/15/2025	912828K74	Bank of Oklahoma	8/15/2025	8/15/2025	0.000	25,000,000	25,000,000	0.000	0	25,000,000
T-Note 2 8/15/2025	912828K74	UMB Bank	8/15/2025	8/15/2025	0.000	25,000,000	25,000,000	0.000	0	25,000,000
T-Note 2 8/15/2025	912828K74	Hilltop	8/15/2025	8/15/2025	0.000	25,000,000	25,000,000	0.000	0	25,000,000
T-Note 2 8/15/2025	912828K74	TD Securities	8/15/2025	8/15/2025	0.000	25,000,000	25,000,000	0.000	0	25,000,000
T-Note 2.75 8/31/2025	9128284Z0	Hilltop	8/31/2025	8/31/2025	0.000	25,000,000	25,000,000	0.000	0	25,000,000
T-Note 2.75 8/31/2025	9128284Z0	Bank of Oklahoma	8/31/2025	8/31/2025	0.000	25,000,000	25,000,000	0.000	0	25,000,000
T-Note 2.75 8/31/2025	9128284Z0	Morgan Stanley	8/31/2025	8/31/2025	0.000	25,000,000	25,000,000	0.000	0	25,000,000
						242,500,000	242,500,000		0	242,500,000
Net Change in Investments (Buy & Matured/Sell)						-232,500,000	-232,500,000		0	-232,500,000



Office of the State Treasurer
Transactions by Security Type
August 31, 2025

Description	CUSIP	Action	Settlement Date	Maturity Date	YTM @ Cost	Par	Principal	Price	Interest	Total
Foreign Bonds										
Israel State 4.67 8/15/2028	46514X2W8	Buy	8/15/2025	8/15/2028	4.670	10,000,000	10,000,000	100.000	0	10,000,000
						10,000,000	10,000,000		0	10,000,000
						0	0		0	0
						Certificates of Deposits_IntraFi		11,419,000		
						Total		21,419,000		

Page 7



Office of the State Treasurer
General Fund
Comparison of Actual Earnings to Estimated Earnings
August 31, 2025

Fiscal Year to Date

Asset Category	Revenues Actual	Revenues Estimate	Variance	Percent	Investable Base Actual	Investable Base - Est.	Variance	Percent
Certificates of Deposit - IntraFi	203,047	233,333	-30,286	-12.98%	40,529,482	32,000,000	8,529,482	26.65%
Foreign Bonds	0	666,667	-666,667	-100.00%	97,139,996	37,000,000	60,139,996	162.54%
Money Market Mutual Funds-GF	7,340,606	6,500,000	840,606	12.93%	998,347,180	1,000,000,000	(1,652,820)	-0.17%
State of OK Bonds	0	166,667	-166,667	-100.00%	30,000,000	30,000,000	0	0.00%
US Agency - MBS	6,117,948	6,333,333	-215,385	-3.40%	1,542,167,691	2,000,000,000	(457,832,309)	-22.89%
US Agency Bonds	992,341	466,667	525,674	112.64%	174,117,839	1,500,000,000	(1,325,882,161)	-88.39%
US Treasury Bonds / Notes	55,952,473	53,966,667	1,985,806	3.68%	9,385,188,490	7,401,000,000	1,984,188,490	26.81%
Total or Average	70,606,415	68,333,333	2,273,081	3.33%	12,267,490,678	12,000,000,000	267,490,678	2.23%

The Treasurer had revised the estimated earnings to the Board of Equalization for Fiscal Year 2026. The amount estimated was \$410,000,000. Year-to-date actual earnings are recorded on a accrual basis of accounting.



Office of the State Treasurer
Comparison of Actual Earnings to Estimated Earnings
August 31, 2025

The following page presents market rates of return on the Securities portion of the General Account and the State's aggregated State Agency Accounts. These figures, which are dollar-weighted and time-weighted where appropriate, are calculated using the percentage change in market value (inclusive of accrued income) from the end of the prior month to the end of the reporting month.

To ensure the integrity of data, this information is provided by the Treasurer's custodian bank acting in its capacity as an external third party. As such, performance measurement is presently confined to those investments which are held with the custodian bank Northern Trust Company.

Benchmark data is also provided on the following page.

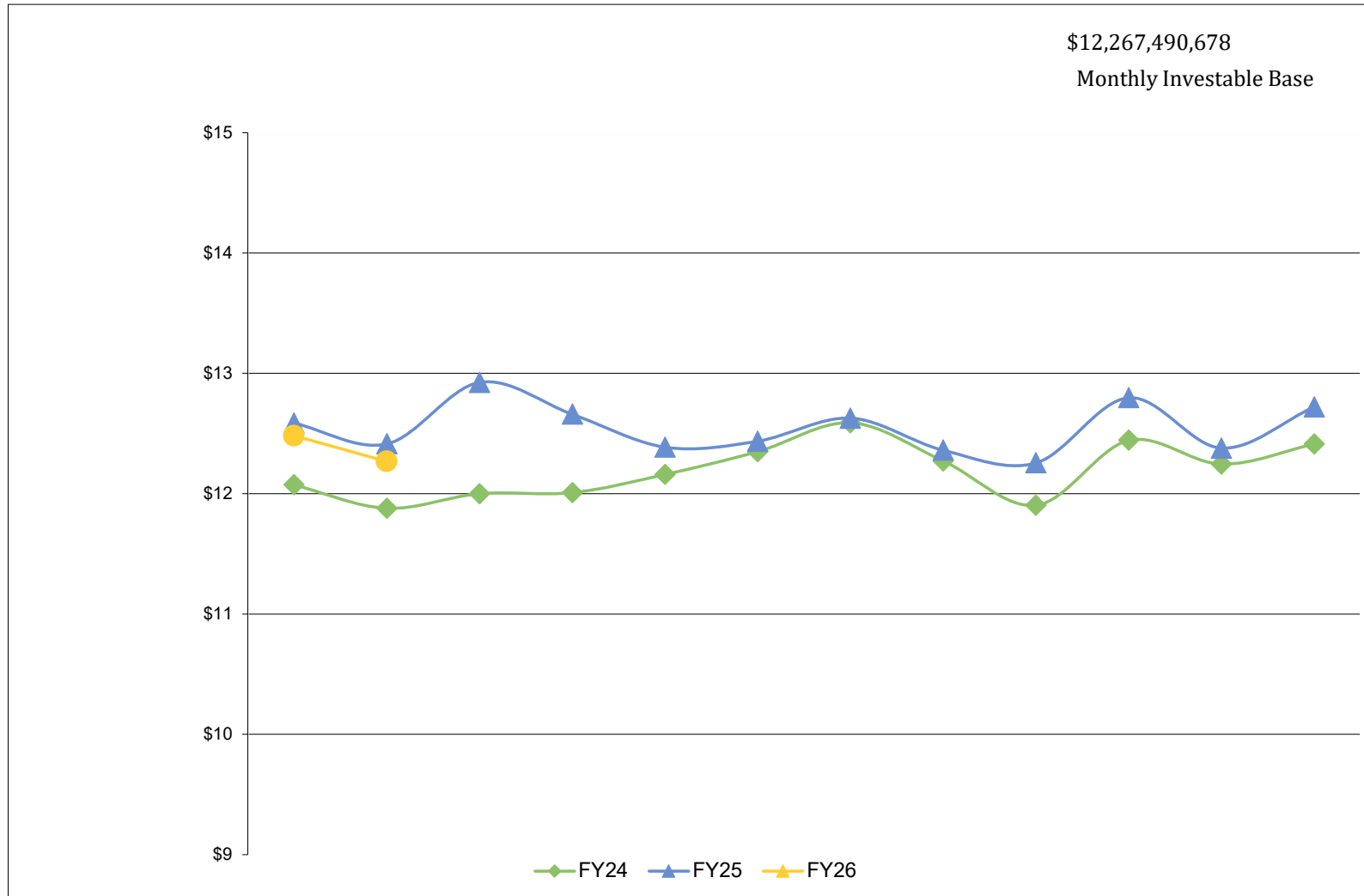


Office of the State Treasurer
Performance Comparison
August 31, 2025

	Current Month	Fiscal Year-to-Date
Securities, General Revenue Account	0.32%	0.23%
Securities, Agency Directed Langston University	1.64%	3.27%
Benchmark		
Merrill Lynch, US 1 Year T-Bill	0.55%	0.72%

Analysis by Northern Trust Company

Represents dollar-weighted and time-weighted rates of return





Office of the State Treasurer
Banking, Custody, and other Fees
August 31, 2025

Depository Bank	Tax ID Number	City	State	Amount
BancFirst	73-1332918	OKC	Oklahoma	9,013
Federal Reserve Bank	44-0545874	Kansas City	Kansas	1,400
JP Morgan/Chase, Okla., NA	73-0777610	OKC	Oklahoma	58,892
The Bank N.A.	73-0344910	McAlester	Oklahoma	33
*JPM & BF Bank fees are based on prior month invoices.				
Total				69,339

Money Market Mutual Funds

The State Treasurer participates in the following money market mutual funds. The funds managers are compensated for certain operating expenses by deducting a fee from the gross interest earnings.

Fund Manager	Tax ID	Annualized fee	Amount
Invesco	76-0574220	0.120%	43,223
JPMorgan Securities	23-2694160	0.180%	64,296
JPMorgan Securities(ARP)	23-2694160	0.180%	144,035
Goldman Sachs	06-1287410	0.110% (BOSC Inc. 0.070%)	63,864
FederatedHermes MM	25-1614826	0.100% (BancFirst 0.050%)	107,996

Note: Pursuant to Oklahoma State Statute Title 62, Section 89.7, all known fees are to be reported. The money market mutual fund fees reported are shown at the contracted rate.

Securities Lending Program

The State Treasurer participates in a securities lending program with Deutsche Bank acting as lending agent. Deutsche Bank retains 15% of the revenues generated as compensation for services, their share for the month was \$ 156,028. Pursuant to Oklahoma State Statute Title 62 Section 90, the State Treasurer retains security lending revenue to pay custody and other banking fees in a revolving fund and deposits excess funds to General Revenue.

Northern Trust Custody Fees

Pursuant to custodial contract with Northern Trust Company, custody fees are paid quarterly. Fees to be paid to Northern Trust Company for first quarter ending September was 26,250.00.



OKLAHOMA
State Treasurer

AGENCY-DIRECTED INVESTMENTS

August 2025

Treasurer's Mission Statement

The mission of the
Office of the State Treasurer
is to serve the
people of Oklahoma by
providing sound banking and
investment services, reuniting
individuals and businesses with their
unclaimed property, and
promoting economic opportunities in a
fiscally responsible
and efficient manner while adhering to the
highest professional and ethical standards.



Office of the State Treasurer
Agency Directed Investments
August 31, 2025

Issuer	Face Amount/Shares	Market Value	Book Value	% of Portfolio
ARPA Funding				
JPMorgan MM	960,230,222	960,230,222	960,230,222	100%
Total, ARPA Funding	960,230,222	960,230,222	960,230,222	100%
Ocia Legacy Fund 481				
Federated Hermes MM	863,965,960	863,965,960	863,965,960	100%
Total, ARPA Funding	863,965,960	863,965,960	863,965,960	100%
Langston - Agency Directed				
Fundamental Investors Inc A	16,499	1,490,171	371,159	33%
Investment Co of America A	16,849	1,103,077	371,249	33%
Washington Mutual Fund A	17,404	1,147,829	371,269	34%
Northern Trust - Agency Fund	4,217	4,217	4,217	0%
Total / Average	54,969	3,745,294	1,117,894	100%
Report Total	1,824,251,151	1,827,941,476	1,825,314,076	



Office of the State Treasurer
State Agency Directed by Broker
August 31, 2025

Broker	Tax ID	Purchases at Cost	Sales at Cost
No activity			



Office of the State Treasurer
State Agency Directed by Security Type
August 31, 2025

Broker	Tax ID	Purchases at Cost	Sales at Cost
No activity			



Office of the State Treasurer
Assets Under Management
August 31, 2025

Account	Class Funding	Agency	Interest Rate	Days to Maturity	Market Value
2109002	8090B	OMES- Risk Mgmt Revolving Fund ASA	3.6295	1	77,136,647
2118506	8185F	Corporation Commission	3.6295	1	23,328,448
2137001	8370A	OIFA	3.6295	1	7,623,482
2138503	8385C	Oklahoma Insurance Department	3.6295	1	2,990,702
2139101	8391A	Multiple Injury Trust Fund	3.6295	1	32,467,917
2141001	8410A	Commissioners of the Land Office	3.6295	1	79,490,231
2142001	8420A	Langston University	3.6295	1	1,120,461
2143500	79901	Oklahoma Lottery Commission	3.6295	1	15,836,816
2143501	8435A	Oklahoma Lottery Commission	3.6295	1	7,914,072
2147704	8477D	Oklahoma Bureau of Narcotics	3.6295	1	10,780,542
2151500	79901	OPERS	3.6295	1	2,271,027
2151501	8515A	OPERS	3.6295	1	265,175
2151502	8515B	OPERS	3.6295	1	920,251
2151503	8515C	OPERS	3.6295	1	89,724
2151504	8515D	OPERS	3.6295	1	1,848,787
2151505	8515E	OPERS	3.6295	1	33,409
2151506	8515F	OPERS	3.6295	1	119,483
2151507	8515G	OPERS	3.6295	1	1,414,828
2151508	8515H	OPERS	3.6295	1	449,223
2153001	8530A	Panhandle State University	3.6295	1	428,479
2155701	8557A	OK Police Pension	3.6295	1	11,456,294
2169502	8695B	Tax Commission	3.6295	1	488,076,339
2169505	8695E	Tax Commission	3.6295	1	13,788
2169520	8695T	Tax Commission	3.6295	1	(1,506,820)
2169521	8695U	Tax Commission	3.6295	1	101,810,500
2174007	8740G	State Treasurer	3.6295	1	423,987
2183006	8830F	DHS - CSED	3.6295	1	11,568,151
7200039	20000	Oklahoma Boll Weevil Eradication	3.6295	1	3,945,248
7200131	79901	Department of Corrections	3.6295	1	7,713,977
7200320	20000	Department of Wildlife	3.6295	1	5,560,471
7200359	20000	OERB	3.6295	1	9,470,218
7200370	20000	OIFA	3.6295	1	1,234,150
7200391	20000	Multiple Injury Trust Fund	3.6295	1	102,749
7200410	20000	Commissioners of the Land Office	3.6295	1	925,088
7200435	20000	Oklahoma Lottery Commission	3.6295	1	20,508,815
7200515	20000	OPERS	3.6295	1	1,264,493
7200588	20000	Real Estate Commission	3.6295	1	4,101,766
7200830	20000	Department of Human Services	3.6295	1	125,356
7201825	20100	University Hospitals Authority	3.6295	1	9,019,940
7205090	20500	OMES Risk Management Division/DSC	3.6295	1	76,353,186
7205131	79901	Department of Corrections	3.6295	1	1,116,486



Office of the State Treasurer
Assets Under Management
August 31, 2025

Account	Class Funding	Agency	Interest Rate	Days to Maturity	Market Value
7205204	20500	JM Davis Arms & Historical Museum	3.6295	1	12,755
7205320	20500	Department of Wildlife	3.6295	1	1,366,755
7205359	20500	Sustaining OK Energy Resources	3.6295	1	8,471,988
7205515	20500	OPERS	3.6295	1	451,300
7205563	20500	OK Bd for Private Vocational Schools	3.6295	1	473,764
7205630	20500	Oklahoma Department of Securities	3.6295	1	1,710,976
7205807	20500	Oklahoma Health Care Authority	3.6295	1	14,333,668
7210270	21000	State Election Board	3.6295	1	660,976
7210320	21000	Department of Wildlife	3.6295	1	5,276,729
7210350	21000	Oklahoma Historical Society	3.6295	1	32
7210400	21000	Office of Juvenile Affairs	3.6295	1	3,693
7210410	21000	Commissioners of the Land Office	3.6295	1	12,405,044
7210515	21000	OPERS	3.6295	1	696,754
7210570	21000	State Board of Licensure for Professional Engineers &	3.6295	1	272,262
7210588	21000	Real Estate Commission	3.6295	1	667,184
7215270	21500	State of Oklahoma Election Board - HAVA	3.6295	1	10,799,488
7215320	21500	Department of Wildlife	3.6295	1	5,269,125
7215566	21500	Tourism & Recreation Department	3.6295	1	5,764,327
7215585	21500	Department of Public Safety	3.6295	1	2,756,892
7215670	21500	JD McCarty Center	3.6295	1	906,849
7215825	215000	University Hospitals Authority	3.6295	1	1,964,461
7216805	21600	Department of Rehabilitation Services	3.6295	1	1,315,446
7220320	22000	Dept of Wildlife Conservation	3.6295	1	31,366
7220570	22000	OSB of Licensure for Professional Engineers and Land	3.6295	1	267,312
7220585	22000	Department of Public Safety	3.6295	1	7,139,908
7220830	22000	Department of Human Services	3.6295	1	10,812
7225040	22500	Department of Agriculture	3.6295	1	84,812
7225830	22500	Department of Human Services	3.6295	1	5,961,589
7226835	22600	Oklahoma Water Resources Board	3.6295	1	2,008,120
7230220	23000	Oklahoma Crime Victims Compensation	3.6295	1	6,309,576
7230345	23000	Department of Transportation	3.6295	1	6,281,982
7230695	23000	Tax Commission	3.6295	1	1,717,093
7230807	23000	Health Care Authority	3.6295	1	0
7235605	23500	Regents for Higher Education	3.6295	1	7,358,169
7240807	24000	Health Care Authority	3.6295	1	19,214,711
7240830	24000	Oklahoma Human Services	3.6295	1	6,135,342
7244090	24400	OMES Dept of Central Services	3.6295	1	723,455
7245807	24500	Health Care Authority	3.6295	1	2,710,026
7252090	25200	Department of Central Services	3.6295	1	831,074
7255090	25500	Department of Central Services	3.6295	1	2,024,121
7255585	25500	Oklahoma Dept of Public Safety	3.6295	1	132,261
7260090	26000	OMES Risk Management Division	3.6295	1	5,669,344



Office of the State Treasurer
Assets Under Management
August 31, 2025

Account	Class Funding	Agency	Interest Rate	Days to Maturity	Market Value
7265090	26500	OMES- Risk Mgmt	3.6295	1	530,900
7275740	27500	OST - SEED	3.6295	1	854
7280090	28000	OMES DCS Property Distribution	3.6295	1	852,135
7280131	79901	Department of Corrections	3.6295	1	14,631,798
7280345	28000	Department of Transportation	3.6295	1	840,031
7285345	28500	Department of Transportation	3.6295	1	171,789,984
7295090	27000	Emergency & Transportation	3.6295	1	8,846,957
7303000	30300	Tobacco Litigation Escrow Fund	3.6295	1	33,238
7360566	36000	Tourism & Recreation Department	3.6295	1	6,627,498
7403292	40300	Oklahoma Department of Environmental Quality	3.6295	1	1,041,148
7405220	40500	District Attorneys Council	3.6295	1	7,198,689
7409105	40900	OCIA - NACEA Revenue Series 2018B	3.6295	1	1,439
7411105	41100	OCIA - Capitol Repair Revenue Series 2018C	3.6295	1	5,661
7412105	41200	OCIA	3.6295	1	1,275,935
7416000	41600	OSF - Oil Overcharge	3.6295	1	322,998
7416105	41600	OCIA - DOC Revenue Series 2018D	3.6295	1	759,127
7416160	41600	Department of Commerce	3.6295	1	3,398,079
7424105	42400	OCIA - Revenue Series 2019A	3.6295	1	11,068
7426000	42600	OSF - Oil Overcharge	3.6295	1	2,698,817
7426160	42600	Department of Commerce	3.6295	1	18,831,366
7428105	42800	OCIA Endowed Chairs Fund	3.6295	1	975,893
7430010	43000	Oklahoma State University	3.6295	1	3,706,417
7430011	43000	Oklahoma State University	3.6295	1	2,810,035
7430012	43000	Oklahoma State University	3.6295	1	3,545,685
7430013	43000	Oklahoma State University	3.6295	1	3,331,900
7430014	43000	Oklahoma State University	3.6295	1	3,241,102
7430015	43000	Oklahoma State University	3.6295	1	3,116,811
7430016	43000	Oklahoma State University	3.6295	1	133,185
7430100	43000	Cameron University	3.6295	1	1,610,444
7430420	43000	Langston University	3.6295	1	90,046
7430461	43000	Rogers State College	3.6295	1	1,732,078
7430505	43000	Northwestern Oklahoma State University	3.6295	1	471,260
7430530	43000	Panhandle State University	3.6295	1	9,130
7430665	43000	Southwestern Oklahoma State University	3.6295	1	2,322,972
7430760	43000	University of Oklahoma	3.6295	1	68,093,327
7430770	43000	OUHSC	3.6295	1	90,872,968
7430773	43000	Oklahoma State University	3.6295	1	3,826,755
7436000	43600	OSF - Oil Overcharge	3.6295	1	2,960
7436105	43600	OCIA	3.6295	1	4,334
7438105	43800	OCIA	3.6295	1	4,956
7443105	44300	OCIA	3.6295	1	429,773
7444105	44400	OCIA 2017C Series	3.6295	1	556



Office of the State Treasurer
Assets Under Management
August 31, 2025

Account	Class Funding	Agency	Interest Rate	Days to Maturity	Market Value
7444835	44400	Water Resources Board	3.6295	1	11,590,615
7445105	44500	OCIA - 2017B Capitol Repair 2 Revenue	3.6295	1	13,961
7445835	44500	Water Resources Board	3.6295	1	10,326,025
7447105	44700	2017A Revenue Fund	3.6295	1	68,944
7450105	45000	OCIA Series 2020B	3.6295	1	839,567
7452105	45200	OCIA Series 2020D	3.6295	1	84,325
7453105	45300	OCIA Series 2020D	3.6295	1	99,577
7454105	45400	OCIA Series 2020E	3.6295	1	3,258
7455160	45500	Department of Commerce	3.6295	1	156,840
7459105	45900	OCIA Endowed Chairs 2021	3.6295	1	853,368
7460100	46000	Cameron University	3.6295	1	208,215
7461105	46100	OCIA (TIFIA/ODOT 2022)	3.6295	1	199,964
7463105	46300	OCIA (Conservation-2022A)	3.6295	1	19,112,287
7464105	46400	OCIA	3.6295	1	18,737
7465105	46500	OCIA (Conservation-2022A)	3.6295	1	104,114
7466105	46600	OCIA (National Guard Museum 2022B)	3.6295	1	19,494,175
7467105	46700	OCIA (National Guard Museum 2022B)	3.6295	1	273,605
7468105	46800	OCIA ODVA-2022C	3.6295	1	30,237,422
7469105	46900	OCIA ODVA-2022C	3.6295	1	2,726
7470010	47000	Oklahoma State University Capital Bond Project	3.6295	1	4,306,313
7471835	47100	Water Resources Board	3.6295	1	3,250,664
7472835	47200	Water Resources Board	3.6295	1	135,752,915
7473835	47300	Water Resources Board	3.6295	1	113,693,951
7475750	47500	Tulsa Community College	3.6295	1	56,340
7475770	47500	OUHSC	3.6295	1	58,753,986
7476760	47600	University of Oklahoma	3.6295	1	69,242,423
7480105	48000	OCIA	3.6295	1	222,501
7484105	48400	OCIA	3.6295	1	230,609
7486105	48600	OCIA	3.6295	1	199,031
7487010	48700	OKLAHOMA STATE UNIVERSITY	3.6295	1	3,110,363
7488010	48800	OKLAHOMA STATE UNIVERSITY	3.6295	1	44,144
7490010	49000	Oklahoma State University	3.6295	1	52,893
7490013	49000	Oklahoma State University	3.6295	1	23,992
7490015	49000	Oklahoma State University	3.6295	1	1,533
7490270	49000	Oklahoma State Election Board	3.6295	1	20
7490773	49000	Oklahoma State University	3.6295	1	62,096
7491220	49100	District Attorneys Council	3.6295	1	25,981
7493105	49300	OCIA 2024A	3.6295	1	4,464,027
7494105	49400	OCIA 2024B	3.6295	1	519,995
7497085	49700	Broadband	3.6295	1	17,201,209
7497105	49700	OCIA Series 2025A	3.6295	1	276,819,687
7497835	49700	Water Resources Board	3.6295	1	2,195,142



Office of the State Treasurer
Assets Under Management
August 31, 2025

Account	Class Funding	Agency	Interest Rate	Days to Maturity	Market Value
7498105	49800	OCIA Series 2025A	3.6295	1	1,558,143
7515410	8410A	Commissioners of the Land Office	3.6295	1	510,300
7516410	8410A	Commissioners of the Land Office	3.6295	1	5,768,256
7600010	60000	Oklahoma State University	3.6295	1	7,725,803
7600100	60000	Cameron University	3.6295	1	1,710,293
7600120	60000	University of Central Oklahoma	3.6295	1	2,418,782
7600150	60000	University of Science & Arts	3.6295	1	94,259
7600230	60000	East Central University	3.6295	1	356,150
7600420	60000	Langston University	3.6295	1	1,490,134
7600485	60000	Northeastern State University	3.6295	1	1,442,070
7600490	60000	Northern Oklahoma College	3.6295	1	935,642
7600505	60000	Northwestern Oklahoma State University	3.6295	1	1,747,501
7600530	60000	Panhandle State University	3.6295	1	174,688
7600660	60000	Southeastern Oklahoma State University	3.6295	1	435,018
7600665	60000	Southwestern Oklahoma State University	3.6295	1	5,133,264
7600760	60000	University of Oklahoma	3.6295	1	3,948,360
7650010	65000	Oklahoma State University	3.6295	1	3,127,077
7650100	65000	Cameron University	3.6295	1	1,013,692
7650120	65000	University of Central Oklahoma	3.6295	1	3,144,176
7650150	65000	University of Science & Arts	3.6295	1	79,554
7650230	65000	East Central University	3.6295	1	194,901
7650420	65000	Langston University	3.6295	1	3,030,659
7650485	65000	Northeastern State University	3.6295	1	544,242
7650490	65000	Northern Oklahoma College	3.6295	1	3,830,024
7650505	65000	Northwestern Oklahoma State University	3.6295	1	1,081,877
7650530	65000	Panhandle State University	3.6295	1	271,197
7650660	65000	Southeastern Oklahoma State University	3.6295	1	608,644
7650665	65000	Southwestern Oklahoma State University	3.6295	1	1,639,671
7650760	65000	University of Oklahoma	3.6295	1	2,694,190
7700040	70000	Department of Agriculture	3.6295	1	12,141,433
7700041	70000	Western Oklahoma State College	3.6295	1	891,129
7700131	79901	Department of Corrections	3.6295	1	25,077,544
7700240	70000	Eastern Oklahoma State College	3.6295	1	1,010,847
7700461	70000	Rogers State College	3.6295	1	11,892,918
7700490	70000	Northern Oklahoma College	3.6295	1	6,193,568
7700606	70000	Ardmore Higher Education Center	3.6295	1	0
7700633	70000	Oklahoma City Community College	3.6295	1	11,131,079
7700660	70000	Southeastern Oklahoma State University	3.6295	1	2,416,937
7700760	70000	University of Oklahoma	3.6295	1	129,016,047
7700830	70000	Department of Human Services	3.6295	1	992,250
7701010	70100	Oklahoma State University	3.6295	1	74,897,396
7701150	70100	University of Science & Arts	3.6295	1	200,620



Office of the State Treasurer
Assets Under Management
August 31, 2025

Account	Class Funding	Agency	Interest Rate	Days to Maturity	Market Value
7701165	70100	Connors State College	3.6295	1	1,002,980
7701400	70100	Office of Juvenile Affairs	3.6295	1	26,819
7701480	70100	Northeastern Oklahoma A&M College	3.6295	1	195,149
7701530	70100	Panhandle State University	3.6295	1	90,728
7701605	70100	Regents for Higher Education	3.6295	1	34,703,016
7701650	70100	Department of Veteran Affairs	3.6295	1	516,909
7701770	70100	OUHSC	3.6295	1	416,299,961
7701805	70100	Department of Rehabilitation Services	3.6295	1	237,336
7701865	70100	OK Workers' Comp Commission	3.6295	1	5,572,582
7702120	70200	University of Central Oklahoma	3.6295	1	14,385,729
7702650	70200	Department of Veteran Affairs	3.6295	1	449,076
7703650	70300	Department of Veteran Affairs	3.6295	1	340,028
7704120	70400	University of Central Oklahoma	3.6295	1	876,528
7704650	70400	Department of Veteran Affairs	3.6295	1	987,760
7704865	70400	OK Workers' Comp Commission	3.6295	1	51,096
7705505	70500	Northwestern Oklahoma State University	3.6295	1	2,827,449
7705650	70500	Department of Veteran Affairs	3.6295	1	890,020
7705675	70500	Self Insurance Guaranty Fund	3.6295	1	2,395,676
7705865	70500	OK Workers' Comp Commission	3.6295	1	47,341
7706452	70600	Community Mental Health Center Rep Payee Account	3.6295	1	8,177
7706650	70600	Department of Veteran Affairs	3.6295	1	32,904
7706750	70600	Tulsa Community College	3.6295	1	5,679,699
7706865	70600	OK Workers' Comp Commission	3.6295	1	194,447
7707452	70700	Central Oklahoma CMHC Rep Payee Account	3.6295	1	40,870
7707585	70700	Department of Public Safety	3.6295	1	5,325,035
7707605	70700	Regents for Higher Education	3.6295	1	5,192,013
7707650	70700	Department of Veteran Affairs	3.6295	1	435,780
7707865	70700	OK Workers' Comp Commission	3.6295	1	267,739
7708108	70800	Carl Albert State College	3.6295	1	4,873,197
7708605	70800	Regents for Higher Education	3.6295	1	101,353
7709605	70900	Regents for Higher Education	3.6295	1	8,119,518
7710350	71000	Oklahoma Historical Society	3.6295	1	1,441,102
7710452	71000	Oklahoma Department of Mental Health	3.6295	1	1,532,841
7710605	71000	Regents for Higher Education	3.6295	1	3,419,574
7711185	8740G	Corporation Commission	3.6295	1	70,045,794
7711420	71100	Langston University	3.6295	1	376,566
7711452	71100	Griffin Memorial Hospital Rep Payee	3.6295	1	39,979
7711605	71100	Regents for Higher Education	3.6295	1	846,337
7712605	71200	Regents for Higher Education	3.6295	1	127,040
7713605	71300	Regents for Higher Education	3.6295	1	94,173,675
7714452	71400	Northwest Center for Behavioral Health	3.6295	1	73,346
7714605	71400	Regents for Higher Education	3.6295	1	16,268,290



Office of the State Treasurer
Assets Under Management
August 31, 2025

Account	Class Funding	Agency	Interest Rate	Days to Maturity	Market Value
7715605	71500	Regents for Higher Education	3.6295	1	3,530,971
7718605	71800	Regents for Higher Education	3.6295	1	13,529,385
7723623	72300	Seminole State College	3.6295	1	240,367
7725100	72500	Cameron University	3.6295	1	676,358
7730230	73000	East Central University	3.6295	1	955,503
7730830	73000	Department of Human Services	3.6295	1	390,140
7740605	74000	Regents for Higher Education	3.6295	1	2,958,697
7741241	74100	Redlands Community College	3.6295	1	3,678,387
7745605	74500	Regents for Higher Education	3.6295	1	1,235,008
7747470	74700	Murray State College	3.6295	1	1,194,066
7750350	75000	Oklahoma Historical Society	3.6295	1	304,152
7750531	75000	Rose State College	3.6295	1	15,215,225
7751485	75100	Northeastern State University	3.6295	1	18,981,415
7752485	75200	Northeastern State University	3.6295	1	3,289,408
7765665	76500	Southwestern Oklahoma State University	3.6295	1	857,906
7790470	79000	Murray State College	3.6295	1	1
7790490	79000	Northern Oklahoma College	3.6295	1	2
7805370	80500	OIFA	3.6295	1	118
7854740	85400	OCIA Endowed Chair Fund 2010	3.6295	1	2,067,986
7910467	91000	OSF Escrow Fund	3.6295	1	201,971
7920605	92000	Regents for Higher Education	3.6295	1	26,589,723

State Agency, Investable Base	3,512,931,865
ARP Investment	960,230,222
Ocia Legacy Fund	863,965,960
State of Oklahoma, Investable Base	12,267,490,678
Assets Under Management	17,604,618,725