

Treasurer Todd Russ



OKLAHOMA
State Treasurer

TREASURER'S INVESTMENTS

June 2025

Treasurer's Mission Statement

The mission of the
Office of the State Treasurer
is to serve the people
of Oklahoma by
providing sound banking and
investment services, reuniting
individuals and businesses with their
unclaimed property, and
promoting economic opportunities
in a fiscally responsible
and efficient manner while adhering to the
highest professional and ethical standards.



OKLAHOMA
State Treasurer

Investment Report

June 2025

"With inflation moderating and markets reaching new highs, our strategy remains focused on preserving capital. Despite global trade uncertainties, strong consumer spending and investor resilience are driving steady portfolio growth and reinforcing Oklahoma's long-term financial stability."



STATE TREASURER
TODD RUSS

PORTFOLIO PERFORMANCE, DIVERSIFICATION AND STRATEGY

June portfolio yielded 3.70%, up from 3.35% last year, with a weighted average maturity of 796 days.

Total assets under management of \$18.1 billion, up \$1.8 billion in comparison to June 2024.

Total portfolio contained **66.7% in U.S. Treasuries, 1.4% in U.S. government agencies, 19.5% in money market mutual funds, 11.2% in mortgage-backed securities, 0.3% in certificates of deposit,** and **0.9% in state and foreign bonds,** comprising the balance of funds invested.

PORTFOLIO	UTILIZATION	INVESTMENT OPPORTUNITIES	DIVERSIFICATION
Seek safety, liquidity and return on investment, in that order	Laddered bond maturities and buy-and-hold	Market observation, maximizing income within investment parameters and stable interest rates	Sound strategy keeping with the state's statutory investment objectives

TOTAL FUNDS INVESTED Available market value investment funds, including State Treasurer investments at **\$12,721,526,908**. State Agency balances in OK Invest of **\$3,547,933,304**, American Rescue Plan investments at **\$1,007,591,618**, and the Oklahoma Capitol Improvement Authority Legacy Fund at **\$788,246,125** for a total of **\$18,065,297,955**.

MARKET CONDITIONS In June the 2-year and 10-year treasury note yields fell **0.18%** and **0.17%** respectfully to close at **3.72%** and **4.23%**. The spread between the two maturities will likely continue to grow, based on the long-term pattern and the favorable pricing of the notes given the 50 basis points of rate cuts expected in 2025.

In June, the S&P 500, Dow Jones, and Nasdaq gained by **5.0%, 4.3%, and 6.6%**, respectively. The S&P 500 and the Nasdaq ended the month at all-time highs. Domestic equities continued their rally from May and are up more than **25%** from their April lows. Retail investors seem to be unfazed by recent tariff policy announcements and are no longer pricing in the headlines unsure of when they will go into effect.

On June 18, 2025, Jerome Powell, Chairman of the Federal Open Market Committee, reaffirmed the Federal Reserve's commitment to its dual mandate of maximum employment and stable prices. The Fed held interest rates steady, citing a solid labor market and moderating inflation. GDP growth slowed in Q1 due to trade-related fluctuations, but private domestic demand remained strong. Inflation has declined from its 2022 highs, though it still exceeds the Fed's **2%** target. The median forecast sees inflation falling in the coming years and interest rates gradually declining. The Fed emphasized flexibility in response to economic developments and continued its review of monetary policy strategy. **Powell underscored the Fed's responsibility to anchor inflation expectations and acknowledged that trade and policy uncertainties remain elevated.** The Fed remains cautious but confident in its current stance amid a complex economic environment.

	S&P	Dow Jones	Nasdaq
For the month	5.0%	4.3%	6.6%
For the year	13.05%	12.72%	14.87%

ECONOMIC DEVELOPMENTS In June, unemployment fell to **4.1%**. According to the Bureau of Labor Statistics (BLS), total non-farm payroll employment increased by **147,000 jobs** in June, coming in above consensus expectations of **106,000 jobs**. The BLS writes, "Job gains occurred in state government and health care. Federal government continued to lose jobs." May and April employment were revised upwards a combined **16,000 jobs**.

According to the Bureau of Labor Statistics, "Job gains occurred in state government and health care. Federal government continued to lose jobs."

The consumer price index (CPI) rose **0.3%** in June, after a **0.1%** uptick in May, and **2.7%** for the year. The BLS wrote, "The index for shelter rose 0.2 percent in June and was the primary factor in the all items monthly increase." Annual core personal consumption expenditures (PCE), the Fed's preferred measure of inflation was **2.7%** in May, in line with expectations. The producer price index (PPI) was unchanged in June and May was revised up to **0.3%**. Prices for communication and related goods increased **0.8%** and prices for traveler accommodation services declined **4.1%**.

The Bureau of Labor Statistics writes, "The index for shelter rose 0.2 percent in June and was the primary factor in the all items monthly increase."

Retail sales adjusted for seasonal variation rose **0.6%** in June and **3.5%** over the last twelve months. According to the Census Bureau, "Non-store retailers were up **4.5%** from last year, while food service and drinking places were up **6.6%**." The **0.6%** gain came as a surprise beat over the expectation of a **0.2%** increase.

According to the Census Bureau, "Non-store retailers were up 4.5% from last year, while food service and drinking places were up 6.6%."

In May, the National Association of Realtors reported that existing home sales rose **0.8%** month-over-month to a seasonally adjusted annual rate of **4.03 million homes**, a **0.7%** decrease from a year ago. Total housing inventory rose to **1.54 million**. At the end of May, the average 30-year fixed rate mortgage was **6.89%**, down **2.0%** from a year ago. The median existing home sales price in May was **\$422,800**, up **1.3%** from last year.

The National Association of Realtors reported existing home sales rose 0.8% month-over-month to a seasonally adjusted annual rate of 4.03 million homes, a 0.7% decrease from a year ago.

The U.S. economy, measured by real gross domestic product (GDP), in the third estimate contracted at a **0.5%** annualized rate in Q1, in comparison to a Q4 increase of **2.4%**. In Q1 net trade was a **4.6%** drag on GDP growth. The Bureau of Economic Analysis writes, "the decrease in real GDP in the first quarter primarily reflected an increase in imports, which are a subtraction in the calculation of GDP, and a decrease in government spending. These movements were partly offset by increases in investment and consumer spending".

The Bureau of Economic Analysis writes, "The decrease in real GDP in the first quarter primarily reflected an increase in imports, which are a subtraction in the calculation of GDP, and a decrease in government spending. These movements were partly offset by increases in investment, consumer spending, and exports."

COLLATERALIZATION All funds under the control of this office requiring collateralization were secured at rates ranging from 100% to 110%, depending on the type of investment.

Best regards,



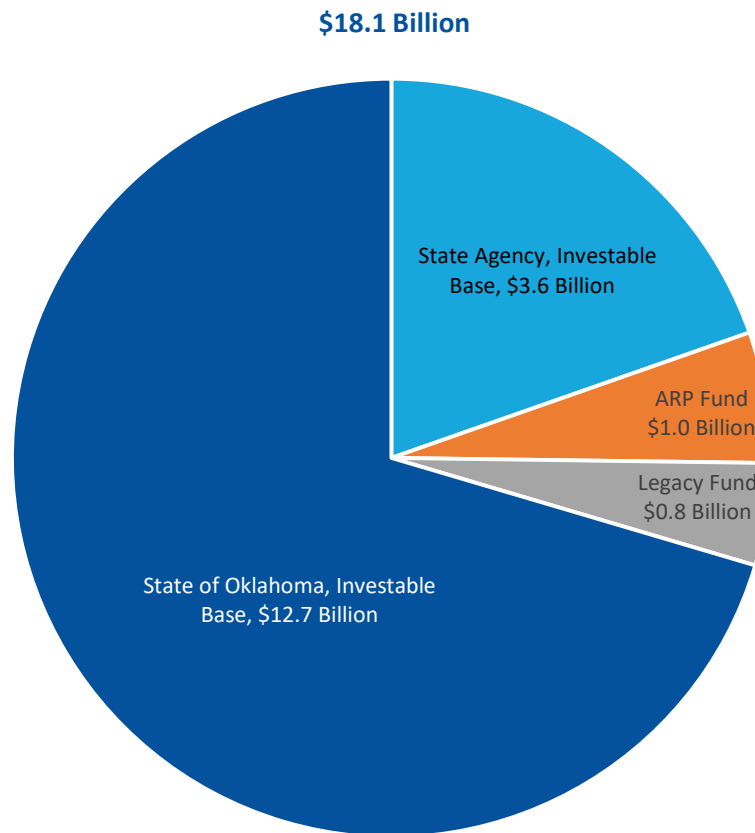
TODD RUSS
STATE TREASURER

CC: The Honorable Kevin Stitt, Governor
The Honorable Kyle Hilbert, Speaker of the House
The Honorable Lonnie Paxton, President Pro Tempore
The Honorable Gentner Drummond, Attorney General
The Honorable Cindy Byrd, State Auditor and Inspector



OKLAHOMA
State Treasurer

Office of the State Treasurer
Distribution of Assets Under Management
June 30, 2025





Office of the State Treasurer
Portfolio Composition
June 30, 2025

Asset Category	Face Amount/ Shares	Market Value	Book Value	% of Portfolio	YTM @ Cost	Weighted Average Maturity
Certificate of Deposit-IntraFi	47,414,000	47,414,000	47,414,000	0.3	4.30%	332
Foreign Bonds	132,500,000	132,324,945	132,500,000	0.7	4.96%	549
Money Market - General Funds	1,726,508,695	1,726,508,695	1,726,508,695	9.5	4.21%	1
Money Market - ARP Investment	1,007,591,618	1,007,591,618	1,007,591,618	5.5	4.18%	1
Money Market - Legacy Fund	788,246,125	788,246,125	788,246,125	4.3	4.22%	1
State Bond Issues	30,000,000	30,000,000	30,000,000	0.2	4.77%	2,284
US Agency - MBS	2,247,172,871	2,028,875,487	2,253,268,827	12.4	1.88%	2,199
US Agency Bonds	250,000,000	248,022,884	249,696,941	1.4	2.12%	183
US Treasury Bonds / Notes	12,275,000,000	12,056,314,201	11,988,215,782	65.7	3.91%	780
Total / Average	18,504,433,309	18,065,297,955	18,223,441,988	100.0	3.70%	796

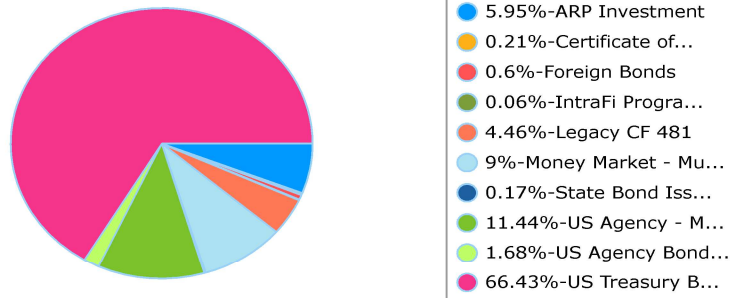


Office of the State Treasurer
Distribution by Asset Category - Market Value
Report Group: Monthly Investment Report

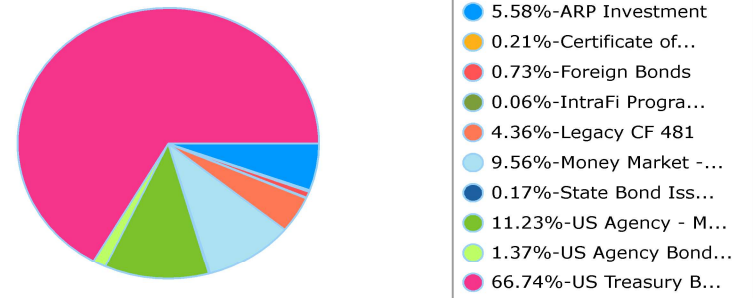
Begin Date: 5/31/2025, End Date: 6/30/2025

Asset Category	Market Value 5/31/2025	% of Portfolio 5/31/2025	Market Value 6/30/2025	% of Portfolio 6/30/2025
Certificate of Deposit-IntraFi	47,414,000	0.3	47,414,000	0.3
Foreign Bonds	107,242,143	0.6	132,324,945	0.7
Money Market - General Funds	1,596,669,243	9.0	1,726,508,695	9.6
Money Market - ARP Investment	1,055,894,787	6.0	1,007,591,618	5.6
Money Market - Legacy Fund	790,851,753	4.5	788,246,125	4.3
State Bond Issues	30,000,000	0.2	30,000,000	0.2
US Agency - MBS	2,029,423,908	11.3	2,028,875,487	11.2
US Agency Bonds	297,419,130	1.7	248,022,884	1.4
US Treasury Bonds / Notes	11,781,689,372	66.4	12,056,314,201	66.7
Total / Average	17,736,604,336	100.0	18,065,297,955	100.0

Portfolio Holdings as of 5/31/2025



Portfolio Holdings as of 6/30/2025





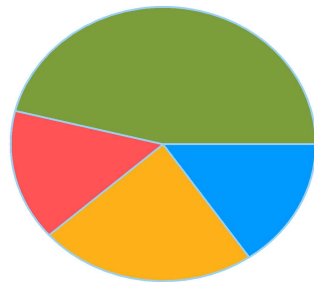
Office of the State Treasurer
Distribution by Issuer - Market Value
Report Group: Money Market

Begin Date: 5/31/2025, End Date: 6/30/2025

Issuer Allocation

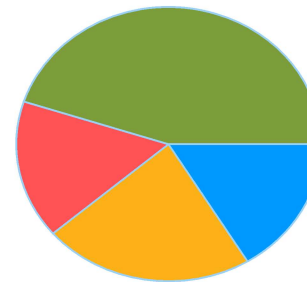
Issuer	Market Value 5/31/2025	% of Portfolio 5/31/2025	Market Value 6/30/2025	% of Portfolio 6/30/2025
AIM Invesco	532,427,655	15.5	575,266,179	16.3
FederatedHermes MM	790,851,753	23.0	788,246,125	22.4
Goldman Sachs	532,002,644	15.4	575,068,505	16.3
JPMorgan	1,588,023,088	46.1	1,583,652,718	45.0
Northern Trust	110,643	0.00	112,911	0.00
Total / Average	3,443,415,784	100.0	3,522,346,438	100.0

Portfolio Holdings as of 5/31/2025



15.46%-AIM Invesco
22.97%-FederatedHerm...
15.45%-Goldman Sachs
46.12%-JPMorgan
0%-Northern Trust

Portfolio Holdings as of 6/30/2025



16.33%-AIM Invesco
22.38%-FederatedHerm...
16.33%-Goldman Sachs
44.96%-JPMorgan
0%-Northern Trust

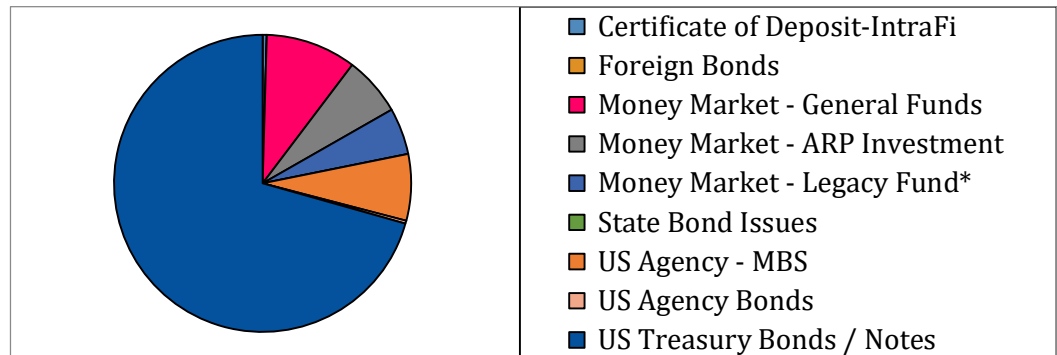


Office of the State Treasurer
Earnings by Asset Category
June 30, 2025

Asset Category	YTM @ Cost	Interest Earned Net of Amortization/ Accretion	Realized Gain/Loss	Total Earnings
Certificate of Deposit-IntraFi	4.30%	254,571	-	254,571
Foreign Bonds	4.96%	-	-	-
Money Market - General Funds	4.21%	5,463,963	-	5,463,963
Money Market - ARP Investment	4.18%	3,560,510	-	3,560,510
Money Market - Legacy Fund*	4.22%	2,834,203	-	2,834,203
State Bond Issues	4.77%	-	-	-
US Agency - MBS	1.87%	4,075,244	(66,814)	4,008,430
US Agency Bonds	2.12%	178,210	-	178,210
US Treasury Bonds / Notes	3.91%	39,185,410	-	39,185,410
Link Deposit (not active)		-		-
Total or Average	3.70%	55,552,111	(66,814)	55,485,297

* Legacy Fund Interest was net of admin fees and lagged one month

Total Earnings as of 06/30/2025





Office of the State Treasurer
Investment Activity
June 30, 2025

Description	CUSIP	Broker/ Dealer	Trade Date	Settlement Date	YTM @ Cost	Par	Principal	Price	Interest	Total
Buy										
Israel State 4.96 6/15/2028	46514X2S7	Israel State	6/16/2025	6/16/2025	4.960	25,000,000	25,000,000	100.000	0	25,000,000
T-Note 3.5 9/30/2029	91282CLN9	Academy Securities	6/27/2025	6/30/2025	3.784	25,000,000	24,722,656	98.891	217,555	24,940,211
T-Note 3.5 9/30/2029	91282CLN9	TD Securities	6/26/2025	6/27/2025	3.769	25,000,000	24,736,328	98.945	210,383	24,946,711
T-Note 3.5 9/30/2029	91282CLN9	Hilltop	6/25/2025	6/26/2025	3.857	25,000,000	24,651,367	98.605	207,992	24,859,359
T-Note 3.5 9/30/2029	91282CLN9	Mizuho Securities	6/24/2025	6/25/2025	3.830	25,000,000	24,676,758	98.707	205,601	24,882,359
T-Note 3.625 8/31/2029	91282CLK5	Jefferies & Co	6/27/2025	6/30/2025	3.778	25,000,000	24,852,539	99.410	300,442	25,152,981
T-Note 3.625 8/31/2029	91282CLK5	Morgan Stanley	6/26/2025	6/27/2025	3.771	25,000,000	24,859,375	99.438	293,054	25,152,429
T-Note 3.625 8/31/2029	91282CLK5	Mizuho Securities	6/25/2025	6/26/2025	3.856	25,000,000	24,778,320	99.113	290,591	25,068,911
T-Note 3.625 8/31/2029	91282CLK5	Jefferies & Co	6/24/2025	6/25/2025	3.829	25,000,000	24,803,711	99.215	288,128	25,091,839
T-Note 3.875 11/30/2029	91282CFY2	Jefferies & Co	6/27/2025	6/30/2025	3.788	25,000,000	25,086,914	100.348	79,406	25,166,320
T-Note 3.875 11/30/2029	91282CFY2	Morgan Stanley	6/26/2025	6/27/2025	3.784	25,000,000	25,091,797	100.367	71,465	25,163,262
T-Note 3.875 11/30/2029	91282CFY2	Stifel Nicolaus	6/25/2025	6/26/2025	3.868	25,000,000	25,005,859	100.023	68,818	25,074,678
T-Note 3.875 11/30/2029	91282CFY2	Jefferies & Co	6/24/2025	6/25/2025	3.843	25,000,000	25,032,227	100.129	66,171	25,098,398
T-Note 4 10/31/2029	91282CFT3	Morgan Stanley	6/27/2025	6/30/2025	3.787	25,000,000	25,209,961	100.840	165,761	25,375,722
T-Note 4 10/31/2029	91282CFT3	Mizuho Securities	6/26/2025	6/27/2025	3.770	25,000,000	25,227,539	100.910	157,609	25,385,148
T-Note 4 10/31/2029	91282CFT3	Jefferies & Co	6/25/2025	6/26/2025	3.858	25,000,000	25,139,648	100.559	154,891	25,294,540
T-Note 4 10/31/2029	91282CFT3	Morgan Stanley	6/24/2025	6/25/2025	3.838	25,000,000	25,160,156	100.641	152,174	25,312,330
						425,000,000	424,035,156		2,930,040	426,965,196
Matured										
FNMA 0.5 6/17/2025	3135G04Z3	Wells Fargo	6/17/2025	6/17/2025	0.000	25,000,000	25,000,000	0.000	0	25,000,000
FNMA 0.5 6/17/2025	3135G04Z3	Wells Fargo	6/17/2025	6/17/2025	0.000	25,000,000	25,000,000	0.000	0	25,000,000
T-Note 0.25 6/30/2025	912828ZW3	RBC	6/30/2025	6/30/2025	0.000	25,000,000	25,000,000	0.000	0	25,000,000
T-Note 0.25 6/30/2025	912828ZW3	Hilltop	6/30/2025	6/30/2025	0.000	25,000,000	25,000,000	0.000	0	25,000,000
T-Note 0.25 6/30/2025	912828ZW3	Bank of Oklahoma	6/30/2025	6/30/2025	0.000	50,000,000	50,000,000	0.000	0	50,000,000
T-Note 2.75 6/30/2025	912828XZ8	Wells Fargo	6/30/2025	6/30/2025	0.000	25,000,000	25,000,000	0.000	0	25,000,000
T-Note 2.75 6/30/2025	912828XZ8	Bank of Oklahoma	6/30/2025	6/30/2025	0.000	25,000,000	25,000,000	0.000	0	25,000,000
T-Note 2.875 6/15/2025	91282CEU1	UMB Bank	6/15/2025	6/15/2025	0.000	25,000,000	25,000,000	0.000	0	25,000,000
						225,000,000	225,000,000		0	225,000,000
Net Change in Investments (Buy & Matured/Sell)						200,000,000	199,035,156		2,930,040	201,965,196



Office of the State Treasurer
Transactions by Security Type
June 30, 2025

Description	CUSIP	Action	Settlement Date	Maturity Date	YTM @ Cost	Par	Principal	Price	Interest	Total
Foreign Bonds										
Israel State 4.96 6/15/2028	46514X2S7	Buy	6/16/2025	6/15/2028	4.960	25,000,000	25,000,000	100.000	0	25,000,000
						25,000,000	25,000,000		0	25,000,000
US Treasury Bonds and Notes										
T-Note 3.5 9/30/2029	91282CLN9	Buy	6/30/2025	9/30/2029	3.784	25,000,000	24,722,656	98.891	217,555	24,940,211
T-Note 3.5 9/30/2029	91282CLN9	Buy	6/27/2025	9/30/2029	3.769	25,000,000	24,736,328	98.945	210,383	24,946,711
T-Note 3.5 9/30/2029	91282CLN9	Buy	6/26/2025	9/30/2029	3.857	25,000,000	24,651,367	98.605	207,992	24,859,359
T-Note 3.5 9/30/2029	91282CLN9	Buy	6/25/2025	9/30/2029	3.830	25,000,000	24,676,758	98.707	205,601	24,882,359
T-Note 3.625 8/31/2029	91282CLK5	Buy	6/30/2025	8/31/2029	3.778	25,000,000	24,852,539	99.410	300,442	25,152,981
T-Note 3.625 8/31/2029	91282CLK5	Buy	6/27/2025	8/31/2029	3.771	25,000,000	24,859,375	99.438	293,054	25,152,429
T-Note 3.625 8/31/2029	91282CLK5	Buy	6/26/2025	8/31/2029	3.856	25,000,000	24,778,320	99.113	290,591	25,068,911
T-Note 3.625 8/31/2029	91282CLK5	Buy	6/25/2025	8/31/2029	3.829	25,000,000	24,803,711	99.215	288,128	25,091,839
T-Note 3.875 11/30/2029	91282CFY2	Buy	6/30/2025	11/30/2029	3.788	25,000,000	25,086,914	100.348	79,406	25,166,320
T-Note 3.875 11/30/2029	91282CFY2	Buy	6/27/2025	11/30/2029	3.784	25,000,000	25,091,797	100.367	71,465	25,163,262
T-Note 3.875 11/30/2029	91282CFY2	Buy	6/26/2025	11/30/2029	3.868	25,000,000	25,005,859	100.023	68,818	25,074,678
T-Note 3.875 11/30/2029	91282CFY2	Buy	6/25/2025	11/30/2029	3.843	25,000,000	25,032,227	100.129	66,171	25,098,398
T-Note 4 10/31/2029	91282CFT3	Buy	6/30/2025	10/31/2029	3.787	25,000,000	25,209,961	100.840	165,761	25,375,722
T-Note 4 10/31/2029	91282CFT3	Buy	6/27/2025	10/31/2029	3.770	25,000,000	25,227,539	100.910	157,609	25,385,148
T-Note 4 10/31/2029	91282CFT3	Buy	6/26/2025	10/31/2029	3.858	25,000,000	25,139,648	100.559	154,891	25,294,540
T-Note 4 10/31/2029	91282CFT3	Buy	6/25/2025	10/31/2029	3.838	25,000,000	25,160,156	100.641	152,174	25,312,330
						400,000,000	399,035,156		2,930,040	401,965,196
Certificates of Deposits_IntraFi							19,015,000			
Total							443,050,156			



Office of the State Treasurer
Transactions by Broker
June 30, 2025

Description	CUSIP	Action	Asset Category	Settlement Date	Maturity Date	YTM @ Cost	Par	Principal	Price	Interest	Total
Academy Securities											
T-Note 3.5 9/30/2029	91282CLN9	Buy	US Treasury Bonds / Notes	6/30/2025	9/30/2029	3.784	25,000,000	24,722,656	98.891	217,555	24,940,210.89
							25,000,000	24,722,656		217,555	24,940,210.89
Hilltop											
T-Note 3.5 9/30/2029	91282CLN9	Buy	US Treasury Bonds / Notes	6/26/2025	9/30/2029	3.857	25,000,000	24,651,367	98.605	207,992	24,859,358.99
							25,000,000	24,651,367		207,992	24,859,358.99
Jefferies & Co											
T-Note 3.625 8/31/2029	91282CLK5	Buy	US Treasury Bonds / Notes	6/30/2025	8/31/2029	3.778	25,000,000	24,852,539	99.410	300,442	25,152,980.64
T-Note 3.625 8/31/2029	91282CLK5	Buy	US Treasury Bonds / Notes	6/25/2025	8/31/2029	3.829	25,000,000	24,803,711	99.215	288,128	25,091,839.34
T-Note 3.875 11/30/2029	91282CFY2	Buy	US Treasury Bonds / Notes	6/30/2025	11/30/2029	3.788	25,000,000	25,086,914	100.348	79,406	25,166,319.80
T-Note 3.875 11/30/2029	91282CFY2	Buy	US Treasury Bonds / Notes	6/25/2025	11/30/2029	3.843	25,000,000	25,032,227	100.129	66,171	25,098,398.01
T-Note 4 10/31/2029	91282CFT3	Buy	US Treasury Bonds / Notes	6/26/2025	10/31/2029	3.858	25,000,000	25,139,648	100.559	154,891	25,294,539.74
							125,000,000	124,915,039		889,038	125,804,077.53
Mizuho Securities											
T-Note 3.5 9/30/2029	91282CLN9	Buy	US Treasury Bonds / Notes	6/25/2025	9/30/2029	3.830	25,000,000	24,676,758	98.707	205,601	24,882,358.90
T-Note 3.625 8/31/2029	91282CLK5	Buy	US Treasury Bonds / Notes	6/26/2025	8/31/2029	3.856	25,000,000	24,778,320	99.113	290,591	25,068,911.34
T-Note 4 10/31/2029	91282CFT3	Buy	US Treasury Bonds / Notes	6/27/2025	10/31/2029	3.770	25,000,000	25,227,539	100.910	157,609	25,385,147.76
							75,000,000	74,682,617		653,801	75,336,418.00
Morgan Stanley											
T-Note 3.625 8/31/2029	91282CLK5	Buy	US Treasury Bonds / Notes	6/27/2025	8/31/2029	3.771	25,000,000	24,859,375	99.438	293,054	25,152,428.67
T-Note 3.875 11/30/2029	91282CFY2	Buy	US Treasury Bonds / Notes	6/27/2025	11/30/2029	3.784	25,000,000	25,091,797	100.367	71,465	25,163,262.04
T-Note 4 10/31/2029	91282CFT3	Buy	US Treasury Bonds / Notes	6/30/2025	10/31/2029	3.787	25,000,000	25,209,961	100.840	165,761	25,375,721.81
T-Note 4 10/31/2029	91282CFT3	Buy	US Treasury Bonds / Notes	6/25/2025	10/31/2029	3.838	25,000,000	25,160,156	100.641	152,174	25,312,330.16
							100,000,000	100,321,289		682,454	101,003,742.68
State of Israel											
Israel State 4.96 6/15/2028	46514X2S7	Buy	Foreign Bonds	6/16/2025	6/15/2028	4.960	25,000,000	25,000,000	100.000	0	25,000,000.00
							25,000,000	25,000,000		0	25,000,000.00
Stifel Nicolaus											
T-Note 3.875 11/30/2029	91282CFY2	Buy	US Treasury Bonds / Notes	6/26/2025	11/30/2029	3.868	25,000,000	25,005,859	100.023	68,818	25,074,677.69
							25,000,000	25,005,859		68,818	25,074,677.69
TD Securities											
T-Note 3.5 9/30/2029	91282CLN9	Buy	US Treasury Bonds / Notes	6/27/2025	9/30/2029	3.769	25,000,000	24,736,328	98.945	210,383	24,946,710.64
							25,000,000	24,736,328		210,383	24,946,710.64
Total Securities							425,000,000	424,035,156		2,930,040	426,965,196.42



Office of the State Treasurer
General Fund
Comparison of Actual Earnings to Estimated Earnings
June 30, 2025

Fiscal Year to Date

Asset Category	Revenues Actual	Revenues Estimate	Variance	Percent	Investable Base Actual	Investable Base - Est.	Variance	Percent
Certificates of Deposit - IntraFi	1,578,917	1,500,000	78,917	5.26%	37,055,176	32,000,000	5,055,176	15.80%
Foreign Bonds	2,705,874	5,300,000	-2,594,126	-48.95%	103,415,112	37,000,000	66,415,112	179.50%
Money Market Mutual Funds-GF	43,910,510	45,000,000	-1,089,490	-2.42%	1,349,307,876	1,000,000,000	349,307,876	34.93%
State of OK Bonds	2,370,000	1,300,000	1,070,000	82.31%	30,000,000	30,000,000	0	0.00%
US Agency - MBS	39,472,504	40,000,000	-527,496	-1.32%	1,585,614,762	2,000,000,000	(414,385,238)	-20.72%
US Agency Bonds	11,600,256	15,000,000	-3,399,744	-22.66%	193,835,821	1,500,000,000	(1,306,164,179)	-87.08%
US Treasury Bonds / Notes	348,792,650	295,900,000	52,892,650	17.88%	9,422,298,161	7,401,000,000	2,021,298,161	27.31%
Total or Average	450,430,711	404,000,000	46,430,711	11.49%	12,721,526,908	12,000,000,000	721,526,908	6.01%

The Treasurer had revised the estimated earnings to the Board of Equalization for Fiscal Year 2025. The amount estimated was \$404,000,000. Year-to-date actual earnings are recorded on an accrual basis of accounting.



Office of the State Treasurer
Comparison of Actual Earnings to Estimated Earnings
June 30, 2025

The following page presents market rates of return on the Securities portion of the General Account and the State's aggregated State Agency Accounts. These figures, which are dollar-weighted and time-weighted where appropriate, are calculated using the percentage change in market value (inclusive of accrued income) from the end of the prior month to the end of the reporting month.

To ensure the integrity of data, this information is provided by the Treasurer's custodian bank acting in its capacity as an external third party. As such, performance measurement is presently confined to those investments which are held with the custodian bank Northern Trust Company.

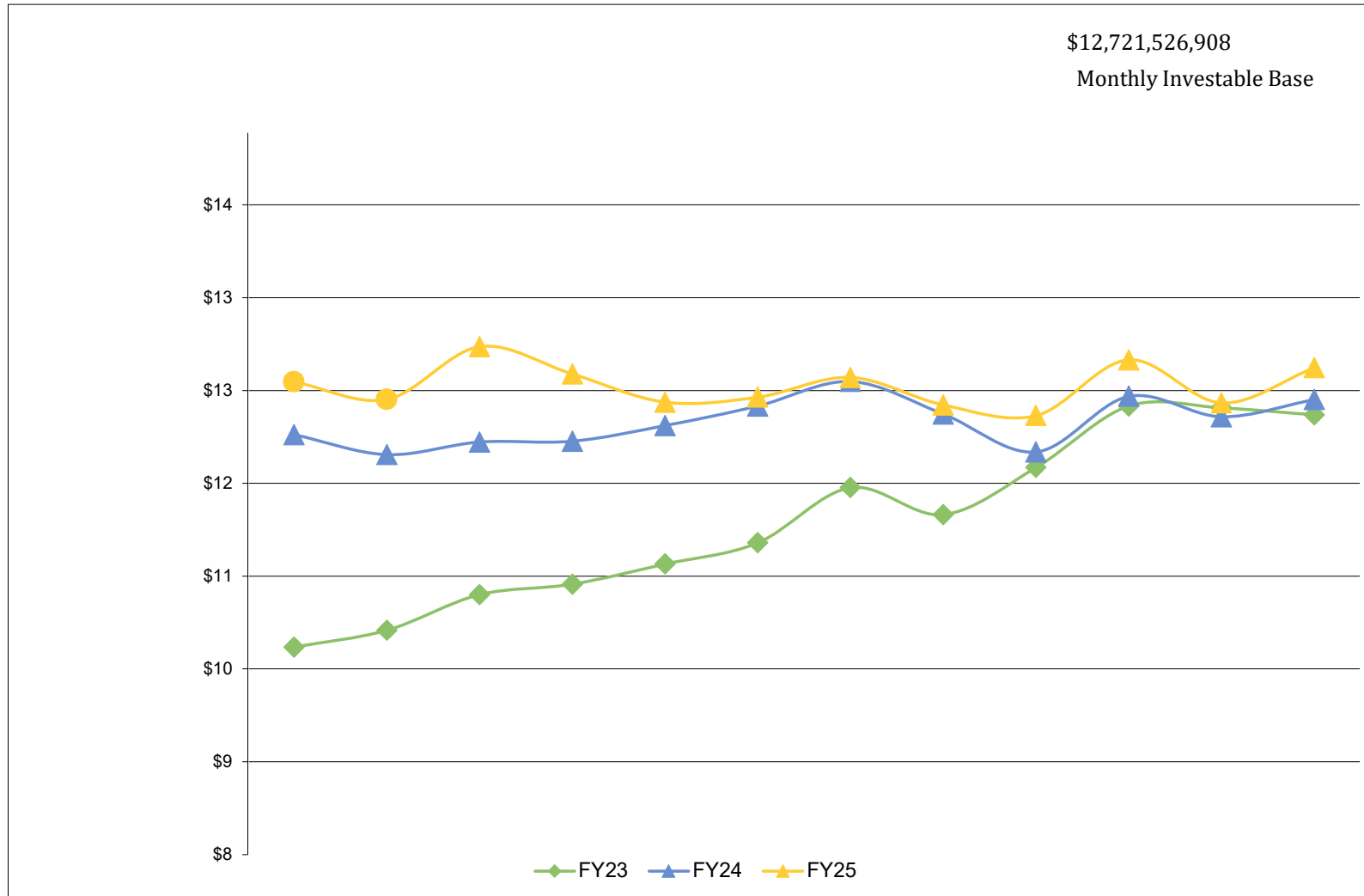
Benchmark data is also provided on the following page.



Office of the State Treasurer
Performance Comparison
June 30, 2025

	Current Month	Fiscal Year-to-Date
Securities, General Revenue Account	1.51%	5.93%
Securities, Agency Directed Langston University	5.69%	18.93%
Benchmark		
Merrill Lynch, US 1 Year T-Bill	0.41%	4.92%

Analysis by Northern Trust Company
Represents dollar-weighted and time-weighted rates of return





Office of the State Treasurer
Banking, Custody, and other Fees
June 30, 2025

Depository Bank	Tax ID Number	City	State	Amount
BancFirst	73-1332918	OKC	Oklahoma	7,688
Central National Bank	73-0177591	Alva	Oklahoma	28
Federal Reserve Bank	44-0545874	Kansas City	Kansas	1,474
Intrust Bank	48-0477525	Wichita	Kansas	23
JP Morgan/Chase, Okla., NA	73-0777610	OKC	Oklahoma	40,699
The Bank N.A.	73-0344910	McAlester	Oklahoma	5
			Total	49,918

*JPM & BF Bank fees are based on prior month invoices.

Money Market Mutual Funds

The State Treasurer participates in the following money market mutual funds. The funds managers are compensated for certain operating expenses by deducting a fee from the gross interest earnings.

Fund Manager	Tax ID	Annualized fee	Amount
Invesco	76-0574220	0.120%	57,343
JPMorgan Securities	23-2694160	0.180%	86,138
JPMorgan Securities(ARP)	23-2694160	0.180%	151,139
Goldman Sachs	06-1287410	0.110% (BOSC Inc. 0.070%)	85,989
FederatedHermes MM	25-1614826	0.100% (BancFirst 0.050%)	98,531

Note: Pursuant to Oklahoma State Statute Title 62, Section 89.7, all known fees are to be reported. The money market mutual fund fees reported are shown at the contracted rate.

Securities Lending Program

The State Treasurer participates in a securities lending program with Deutsche Bank acting as lending agent. Deutsche Bank retains 15% of the revenues generated as compensation for services, their share for the month was \$ 162,263 Pursuant to Oklahoma State Statute Title 62 Section 90, the State Treasurer retains the first \$450,000 of security lending revenue in a revolving fund. These funds are used to pay custody and other banking fees. Any revenue not needed for this purpose is deposited to the General Fund.

Northern Trust Custody Fees

Pursuant to custodial contract with Northern Trust Company, custody fees are paid quarterly. Fees to be paid to Northern Trust Company for FY2025 totaled to 75,000.00.



OKLAHOMA
State Treasurer

AGENCY-DIRECTED INVESTMENTS

June 2025

Treasurer's Mission Statement

The mission of the
Office of the State Treasurer
is to serve the
people of Oklahoma by
providing sound banking and
investment services, reuniting
individuals and businesses with their
unclaimed property, and
promoting economic opportunities in a
fiscally responsible
and efficient manner while adhering to the
highest professional and ethical standards.



Office of the State Treasurer
Agency Directed Investments
June 30, 2025

Issuer	Face Amount/Shares	Market Value	Book Value	% of Portfolio
ARPA Funding				
JPMorgan MM	1,007,591,618	1,007,591,618	1,007,591,618	100%
Total, ARPA Funding	1,007,591,618	1,007,591,618	1,007,591,618	100%
Ocia Legacy Fund 481				
Federated Hermes MM	788,246,125	788,246,125	788,246,125	100%
Total, ARPA Funding	788,246,125	788,246,125	788,246,125	100%
Langston - Agency Directed				
Fundamental Investors Inc A	16,499	1,449,419	371,159	33%
Investment Co of America A	16,849	1,060,787	371,249	33%
Washington Mutual Fund A	17,404	1,112,324	371,269	34%
Northern Trust - Agency Fund	4,123	4,123	4,123	0%
Total / Average	54,875	3,626,653	1,117,800	100%
Report Total	1,795,892,618	1,799,464,396	1,796,955,543	



Office of the State Treasurer
State Agency Directed by Broker
June 30, 2025

Broker	Tax ID	Purchases at Cost	Sales at Cost
No activity			



Office of the State Treasurer
State Agency Directed by Security Type
June 30, 2025

Broker	Tax ID	Purchases at Cost	Sales at Cost
No activity			



Office of the State Treasurer
Assets Under Management
June 30, 2025

Account	Class Funding	Agency	Interest Rate	Days to Maturity	Market Value
2109002	8090B	OMES- Risk Mgmt Revolving Fund ASA	3.5815	1	79,973,923
2118506	8185F	Corporation Commission	3.5815	1	25,510,538
2137001	8370A	OIFA	3.5815	1	7,252,439
2138503	8385C	Oklahoma Insurance Department	3.5815	1	2,972,785
2139101	8391A	Multiple Injury Trust Fund	3.5815	1	29,954,649
2141001	8410A	Commissioners of the Land Office	3.5815	1	116,313,993
2142001	8420A	Langston University	3.5815	1	3,834,276
2143500	79901	Oklahoma Lottery Commission	3.5815	1	13,232,320
2143501	8435A	Oklahoma Lottery Commission	3.5815	1	6,183,949
2147704	8477D	Oklahoma Bureau of Narcotics	3.5815	1	13,372,450
2151500	79901	OPERS	3.5815	1	5,237,656
2151501	8515A	OPERS	3.5815	1	300,834
2151502	8515B	OPERS	3.5815	1	6,010
2151503	8515C	OPERS	3.5815	1	90,521
2151504	8515D	OPERS	3.5815	1	1,950,559
2151505	8515E	OPERS	3.5815	1	33,010
2151506	8515F	OPERS	3.5815	1	22,055
2151507	8515G	OPERS	3.5815	1	25,834
2151508	8515H	OPERS	3.5815	1	2,996
2151510	79902	OPERS	3.5815	1	840
2153001	8530A	Panhandle State University	3.5815	1	1,218,288
2155701	8557A	OK Police Pension	3.5815	1	13,887,848
2169502	8695B	Tax Commission	3.5815	1	485,458,133
2169505	8695E	Tax Commission	3.5815	1	13,705
2169520	8695T	Tax Commission	3.5815	1	(1,498,219)
2169521	8695U	Tax Commission	3.5815	1	90,631,648
2174007	8740G	State Treasurer	3.5815	1	2,416,391
2183006	8830F	DHS - CSED	3.5815	1	13,025,588
7200039	20000	Oklahoma Boll Weevil Eradication	3.5815	1	3,944,822
7200131	79901	Department of Corrections	3.5815	1	6,343,060
7200320	20000	Department of Wildlife	3.5815	1	6,101,226
7200359	20000	OERB	3.5815	1	8,559,724
7200370	20000	OIFA	3.5815	1	1,093,833
7200391	20000	Multiple Injury Trust Fund	3.5815	1	117,837
7200410	20000	Commissioners of the Land Office	3.5815	1	1,189,312
7200435	20000	Oklahoma Lottery Commission	3.5815	1	30,219,037
7200515	20000	OPERS	3.5815	1	1,183,192
7200588	20000	Real Estate Commission	3.5815	1	4,148,714
7200830	20000	Department of Human Services	3.5815	1	124,605
7201825	20100	University Hospitals Authority	3.5815	1	3,690,200
7205090	20500	OMES Risk Management Division/DSC	3.5815	1	91,281,711



Office of the State Treasurer
Assets Under Management
June 30, 2025

Account	Class Funding	Agency	Interest Rate	Days to Maturity	Market Value
7205131	79901	Department of Corrections	3.5815	1	1,323,529
7205204	20500	JM Davis Arms & Historical Museum	3.5815	1	12,678
7205320	20500	Department of Wildlife	3.5815	1	1,392,813
7205359	20500	Sustaining OK Energy Resources	3.5815	1	8,627,956
7205515	20500	OPERS	3.5815	1	273,561
7205563	20500	OK Bd for Private Vocational Schools	3.5815	1	433,072
7205630	20500	Oklahoma Department of Securities	3.5815	1	1,811,132
7205807	20500	Oklahoma Health Care Authority	3.5815	1	11,993,703
7210270	21000	State Election Board	3.5815	1	729,032
7210320	21000	Department of Wildlife	3.5815	1	4,196,224
7210350	21000	Oklahoma Historical Society	3.5815	1	32
7210400	21000	Office of Juvenile Affairs	3.5815	1	3,671
7210410	21000	Commissioners of the Land Office	3.5815	1	12,348,876
7210515	21000	OPERS	3.5815	1	692,771
7210570	21000	State Board of Licensure for Professional Engineers &	3.5815	1	295,484
7210588	21000	Real Estate Commission	3.5815	1	639,232
7215270	21500	State of Oklahoma Election Board - HAVA	3.5815	1	10,879,032
7215320	21500	Department of Wildlife	3.5815	1	5,154,554
7215566	21500	Tourism & Recreation Department	3.5815	1	4,306,690
7215585	21500	Department of Public Safety	3.5815	1	2,342,574
7215670	21500	JD McCarty Center	3.5815	1	902,205
7215825	215000	University Hospitals Authority	3.5815	1	1,951,823
7216805	21600	Department of Rehabilitation Services	3.5815	1	1,323,259
7220320	22000	Dept of Wildlife Conservation	3.5815	1	2,301,475
7220570	22000	OSB of Licensure for Professional Engineers and Land	3.5815	1	272,226
7220585	22000	Department of Public Safety	3.5815	1	6,919,713
7220830	22000	Department of Human Services	3.5815	1	10,747
7225040	22500	Department of Agriculture	3.5815	1	83,807
7225830	22500	Department of Human Services	3.5815	1	294,739
7226835	22600	Oklahoma Water Resources Board	3.5815	1	1,000,000
7230220	23000	Oklahoma Crime Victims Compensation	3.5815	1	5,674,472
7230345	23000	Department of Transportation	3.5815	1	6,395,888
7230695	23000	Tax Commission	3.5815	1	309,971
7230807	23000	Health Care Authority	3.5815	1	1
7235605	23500	Regents for Higher Education	3.5815	1	3,980,881
7240807	24000	Health Care Authority	3.5815	1	19,099,602
7240830	24000	Oklahoma Human Services	3.5815	1	6,098,587
7244090	24400	OMES Dept of Central Services	3.5815	1	1,285,437
7245807	24500	Health Care Authority	3.5815	1	2,064,379
7252090	25200	Department of Central Services	3.5815	1	463,943
7255090	25500	Department of Central Services	3.5815	1	2,023,759
7255585	25500	Oklahoma Dept of Public Safety	3.5815	1	131,464



Office of the State Treasurer
Assets Under Management
June 30, 2025

Account	Class Funding	Agency	Interest Rate	Days to Maturity	Market Value
7260090	26000	OMES Risk Management Division	3.5815	1	6,462,458
7265090	26500	OMES- Risk Mgmt	3.5815	1	494,787
7275740	27500	OST - SEED	3.5815	1	849
7280090	28000	OMES DCS Property Distribution	3.5815	1	891,939
7280131	79901	Department of Corrections	3.5815	1	16,325,189
7280345	28000	Department of Transportation	3.5815	1	761,449
7285345	28500	Department of Transportation	3.5815	1	181,201,902
7295090	27000	Emergency & Transportation	3.5815	1	11,841,026
7303000	30300	Tobacco Litigation Escrow Fund	3.5815	1	33,038
7360566	36000	Tourism & Recreation Department	3.5815	1	6,572,207
7403292	40300	Oklahoma Department of Environmental Quality	3.5815	1	1,034,911
7405220	40500	District Attorneys Council	3.5815	1	7,739,095
7409105	40900	OCIA - NACEA Revenue Series 2018B	3.5815	1	1,291
7411105	41100	OCIA - Capitol Repair Revenue Series 2018C	3.5815	1	4,306
7412105	41200	OCIA	3.5815	1	14,153
7416000	41600	OSF - Oil Overcharge	3.5815	1	321,064
7416105	41600	OCIA - DOC Revenue Series 2018D	3.5815	1	9,127
7416160	41600	Department of Commerce	3.5815	1	3,377,722
7424105	42400	OCIA - Revenue Series 2019A	3.5815	1	327
7426000	42600	OSF - Oil Overcharge	3.5815	1	2,682,649
7426160	42600	Department of Commerce	3.5815	1	18,407,313
7428105	42800	OCIA Endowed Chairs Fund	3.5815	1	15,539
7430010	43000	Oklahoma State University	3.5815	1	3,165,731
7430011	43000	Oklahoma State University	3.5815	1	3,075,947
7430012	43000	Oklahoma State University	3.5815	1	3,040,954
7430013	43000	Oklahoma State University	3.5815	1	3,400,618
7430014	43000	Oklahoma State University	3.5815	1	3,032,315
7430015	43000	Oklahoma State University	3.5815	1	3,175,218
7430016	43000	Oklahoma State University	3.5815	1	181,183
7430100	43000	Cameron University	3.5815	1	1,555,463
7430420	43000	Langston University	3.5815	1	91,188
7430461	43000	Rogers State College	3.5815	1	1,778,915
7430505	43000	Northwestern Oklahoma State University	3.5815	1	327,841
7430530	43000	Panhandle State University	3.5815	1	15,664
7430665	43000	Southwestern Oklahoma State University	3.5815	1	2,508,333
7430760	43000	University of Oklahoma	3.5815	1	66,673,689
7430770	43000	OUHSC	3.5815	1	83,923,067
7430773	43000	Oklahoma State University	3.5815	1	3,177,702
7436000	43600	OSF - Oil Overcharge	3.5815	1	2,942
7436105	43600	OCIA	3.5815	1	3,956
7438105	43800	OCIA	3.5815	1	3,770
7443105	44300	OCIA	3.5815	1	5,658

Interest rate is net of 1.25 bp management fee



Office of the State Treasurer
Assets Under Management
June 30, 2025

Account	Class Funding	Agency	Interest Rate	Days to Maturity	Market Value
7444105	44400	OCIA 2017C Series	3.5815	1	345
7444835	44400	Water Resources Board	3.5815	1	11,656,253
7445105	44500	OCIA - 2017B Capitol Repair 2 Revenue	3.5815	1	10,384
7445835	44500	Water Resources Board	3.5815	1	10,657,005
7447105	44700	2017A Revenue Fund	3.5815	1	3,978
7450105	45000	OCIA Series 2020B	3.5815	1	9,312
7452105	45200	OCIA Series 2020D	3.5815	1	1,016
7453105	45300	OCIA Series 2020D	3.5815	1	123,971
7454105	45400	OCIA Series 2020E	3.5815	1	2,554
7455160	45500	Department of Commerce	3.5815	1	292,366
7459105	45900	OCIA Endowed Chairs 2021	3.5815	1	13,579
7460100	46000	Cameron University	3.5815	1	249,146
7461105	46100	OCIA (TIFIA/ODOT 2022)	3.5815	1	2,212
7463105	46300	OCIA (Conservation-2022A)	3.5815	1	18,997,792
7464105	46400	OCIA	3.5815	1	18,625
7465105	46500	OCIA (Conservation-2022A)	3.5815	1	958
7466105	46600	OCIA (National Guard Museum 2022B)	3.5815	1	23,989,084
7467105	46700	OCIA (National Guard Museum 2022B)	3.5815	1	3,862
7468105	46800	OCIA ODVA-2022C	3.5815	1	30,056,280
7469105	46900	OCIA ODVA-2022C	3.5815	1	2,624
7470010	47000	Oklahoma State University Capital Bond Project	3.5815	1	5,568,252
7471835	47100	Water Resources Board	3.5815	1	3,265,523
7472835	47200	Water Resources Board	3.5815	1	21,116,322
7473835	47300	Water Resources Board	3.5815	1	147,807,896
7475750	47500	Tulsa Community College	3.5815	1	6,407
7475770	47500	OUHSC	3.5815	1	63,266,859
7476760	47600	University of Oklahoma	3.5815	1	74,956,494
7479010	47900	Oklahoma State University Capital Bond Project	3.5815	1	4,000,263
7480105	48000	OCIA	3.5815	1	2,463
7485105	48500	OCIA	3.5815	1	11,189
7487010	48700	OKLAHOMA STATE UNIVERSITY	3.5815	1	3,114,049
7488010	48800	OKLAHOMA STATE UNIVERSITY	3.5815	1	43,880
7490010	49000	Oklahoma State University	3.5815	1	52,576
7490013	49000	Oklahoma State University	3.5815	1	23,848
7490015	49000	Oklahoma State University	3.5815	1	1,524
7490270	49000	Oklahoma State Election Board	3.5815	1	19
7490773	49000	Oklahoma State University	3.5815	1	61,724
7491105	49100	OCIA TIFIA	3.5815	1	5,670
7491220	49100	District Attorneys Council	3.5815	1	25,826
7493105	49300	OCIA 2024A	3.5815	1	39,704
7494105	49400	OCIA 2024B	3.5815	1	7,968
7497085	49700	Broadband	3.5815	1	28,595,018



Office of the State Treasurer
Assets Under Management
June 30, 2025

Account	Class Funding	Agency	Interest Rate	Days to Maturity	Market Value
7497105	49700	OCIA Series 2025A	3.5815	1	275,161,090
7497835	49700	Water Resources Board	3.5815	1	10,637,894
7514410	8410A	Commissioners of the Land Office	3.5815	1	152,967
7515410	8410A	Commissioners of the Land Office	3.5815	1	804,347
7600010	60000	Oklahoma State University	3.5815	1	9,436,487
7600100	60000	Cameron University	3.5815	1	1,718,348
7600120	60000	University of Central Oklahoma	3.5815	1	3,074,699
7600150	60000	University of Science & Arts	3.5815	1	77,274
7600230	60000	East Central University	3.5815	1	652,737
7600420	60000	Langston University	3.5815	1	1,518,246
7600485	60000	Northeastern State University	3.5815	1	1,574,874
7600490	60000	Northern Oklahoma College	3.5815	1	1,105,705
7600505	60000	Northwestern Oklahoma State University	3.5815	1	1,831,274
7600530	60000	Panhandle State University	3.5815	1	294,836
7600660	60000	Southeastern Oklahoma State University	3.5815	1	439,222
7600665	60000	Southwestern Oklahoma State University	3.5815	1	4,975,215
7600760	60000	University of Oklahoma	3.5815	1	2,882,883
7650010	65000	Oklahoma State University	3.5815	1	3,387,814
7650100	65000	Cameron University	3.5815	1	954,874
7650120	65000	University of Central Oklahoma	3.5815	1	3,081,342
7650150	65000	University of Science & Arts	3.5815	1	80,891
7650230	65000	East Central University	3.5815	1	621,206
7650420	65000	Langston University	3.5815	1	2,901,850
7650485	65000	Northeastern State University	3.5815	1	531,124
7650490	65000	Northern Oklahoma College	3.5815	1	3,767,346
7650505	65000	Northwestern Oklahoma State University	3.5815	1	1,028,236
7650530	65000	Panhandle State University	3.5815	1	330,479
7650660	65000	Southeastern Oklahoma State University	3.5815	1	604,817
7650665	65000	Southwestern Oklahoma State University	3.5815	1	1,577,103
7650760	65000	University of Oklahoma	3.5815	1	1,951,906
7700040	70000	Department of Agriculture	3.5815	1	12,058,857
7700041	70000	Western Oklahoma State College	3.5815	1	731,181
7700131	79901	Department of Corrections	3.5815	1	26,295,353
7700240	70000	Eastern Oklahoma State College	3.5815	1	616,879
7700461	70000	Rogers State College	3.5815	1	12,087,227
7700490	70000	Northern Oklahoma College	3.5815	1	5,550,470
7700606	70000	Ardmore Higher Education Center	3.5815	1	0
7700633	70000	Oklahoma City Community College	3.5815	1	8,930,692
7700660	70000	Southeastern Oklahoma State University	3.5815	1	2,812,786
7700760	70000	University of Oklahoma	3.5815	1	168,600,207
7700830	70000	Department of Human Services	3.5815	1	961,762
7701010	70100	Oklahoma State University	3.5815	1	77,676,839



Office of the State Treasurer
Assets Under Management
June 30, 2025

Account	Class Funding	Agency	Interest Rate	Days to Maturity	Market Value
7701150	70100	University of Science & Arts	3.5815	1	98,511
7701165	70100	Connors State College	3.5815	1	1,079,414
7701400	70100	Office of Juvenile Affairs	3.5815	1	22,050
7701480	70100	Northeastern Oklahoma A&M College	3.5815	1	230,051
7701530	70100	Panhandle State University	3.5815	1	120,739
7701605	70100	Regents for Higher Education	3.5815	1	34,293,098
7701650	70100	Department of Veteran Affairs	3.5815	1	629,783
7701770	70100	OUHSC	3.5815	1	417,570,836
7701805	70100	Department of Rehabilitation Services	3.5815	1	236,114
7701865	70100	OK Workers' Comp Commission	3.5815	1	5,542,552
7702120	70200	University of Central Oklahoma	3.5815	1	18,682,046
7702650	70200	Department of Veteran Affairs	3.5815	1	423,923
7703650	70300	Department of Veteran Affairs	3.5815	1	377,283
7704120	70400	University of Central Oklahoma	3.5815	1	1,171,426
7704650	70400	Department of Veteran Affairs	3.5815	1	1,099,173
7704865	70400	OK Workers' Comp Commission	3.5815	1	50,790
7705505	70500	Northwestern Oklahoma State University	3.5815	1	2,190,601
7705650	70500	Department of Veteran Affairs	3.5815	1	878,760
7705675	70500	Self Insurance Guaranty Fund	3.5815	1	2,392,290
7705865	70500	OK Workers' Comp Commission	3.5815	1	47,058
7706452	70600	Community Mental Health Center Rep Payee Account	3.5815	1	8,128
7706650	70600	Department of Veteran Affairs	3.5815	1	32,707
7706750	70600	Tulsa Community College	3.5815	1	6,237,832
7706865	70600	OK Workers' Comp Commission	3.5815	1	193,282
7707452	70700	Central Oklahoma CMHC Rep Payee Account	3.5815	1	65,226
7707585	70700	Department of Public Safety	3.5815	1	5,874,666
7707605	70700	Regents for Higher Education	3.5815	1	6,845,511
7707650	70700	Department of Veteran Affairs	3.5815	1	396,358
7707865	70700	OK Workers' Comp Commission	3.5815	1	266,136
7708108	70800	Carl Albert State College	3.5815	1	6,323,298
7708605	70800	Regents for Higher Education	3.5815	1	112,291
7709605	70900	Regents for Higher Education	3.5815	1	5,178,881
7710350	71000	Oklahoma Historical Society	3.5815	1	1,433,010
7710452	71000	Oklahoma Department of Mental Health	3.5815	1	1,520,473
7710605	71000	Regents for Higher Education	3.5815	1	2,781,559
7711185	8740G	Corporation Commission	3.5815	1	69,106,842
7711420	71100	Langston University	3.5815	1	200,886
7711452	71100	Griffin Memorial Hospital Rep Payee	3.5815	1	39,561
7711605	71100	Regents for Higher Education	3.5815	1	827,488
7712605	71200	Regents for Higher Education	3.5815	1	126,279
7713605	71300	Regents for Higher Education	3.5815	1	88,826,030
7714452	71400	Northwest Center for Behavioral Health	3.5815	1	93,666



Office of the State Treasurer
Assets Under Management
June 30, 2025

Account	Class Funding	Agency	Interest Rate	Days to Maturity	Market Value
7714605	71400	Regents for Higher Education	3.5815	1	16,103,852
7715605	71500	Regents for Higher Education	3.5815	1	3,172,571
7718605	71800	Regents for Higher Education	3.5815	1	11,842,491
7719605	71900	Regents for Higher Education	3.5815	1	44,409
7723623	72300	Seminole State College	3.5815	1	573,181
7725100	72500	Cameron University	3.5815	1	788,743
7730230	73000	East Central University	3.5815	1	5,912,756
7730830	73000	Department of Human Services	3.5815	1	358,577
7740605	74000	Regents for Higher Education	3.5815	1	3,057,395
7741241	74100	Redlands Community College	3.5815	1	3,637,053
7745605	74500	Regents for Higher Education	3.5815	1	238,840
7747470	74700	Murray State College	3.5815	1	747,020
7750350	75000	Oklahoma Historical Society	3.5815	1	243,218
7750531	75000	Rose State College	3.5815	1	16,053,806
7751485	75100	Northeastern State University	3.5815	1	19,944,188
7752485	75200	Northeastern State University	3.5815	1	3,270,385
7765665	76500	Southwestern Oklahoma State University	3.5815	1	963,786
7790470	79000	Murray State College	3.5815	1	1
7790490	79000	Northern Oklahoma College	3.5815	1	2
7805370	80500	OIFA	3.5815	1	118
7854740	85400	OCIA Endowed Chair Fund 2010	3.5815	1	10,183,021
7910467	91000	OSF Escrow Fund	3.5815	1	200,761
7920605	92000	Regents for Higher Education	3.5815	1	28,626,581

State Agency, Investable Base	3,547,933,304
ARP Investment	1,007,591,618
Ocia Legacy Fund	788,246,125
State of Oklahoma, Investable Base	12,721,526,908
Assets Under Management	18,065,297,955