

Treasurer Todd Russ



OKLAHOMA
State Treasurer

Annual Report Treasurer's Investments

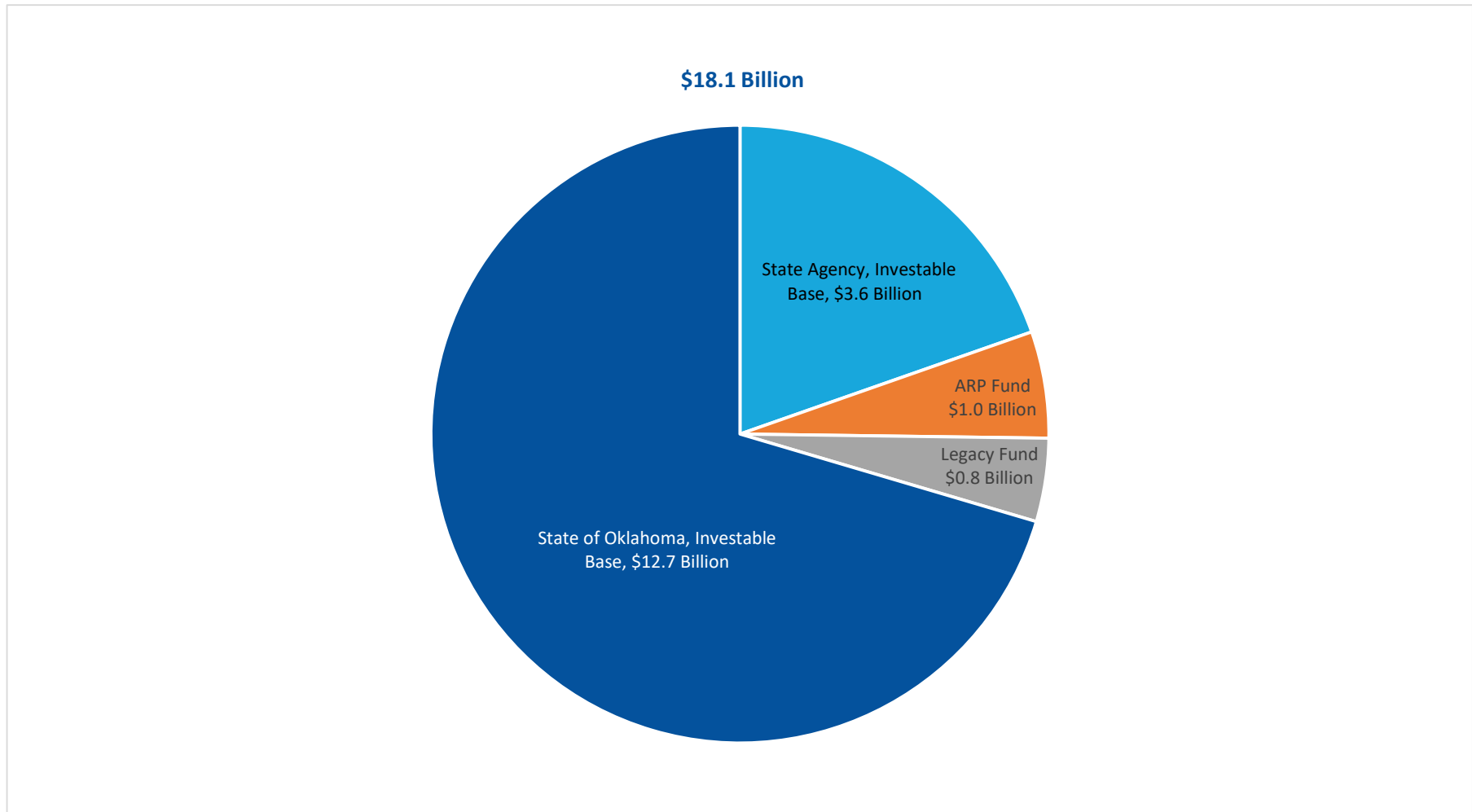
Fiscal Year 2025

Treasurer's Mission Statement

The mission of the
Office of the State Treasurer
is to serve the people
of Oklahoma by
providing sound banking and
investment services, reuniting
individuals and businesses with their
unclaimed property, and
promoting economic opportunities
in a fiscally responsible
and efficient manner while adhering to the
highest professional and ethical standards.



Office of the State Treasurer
Distribution of Assets Under Management
June 30, 2025

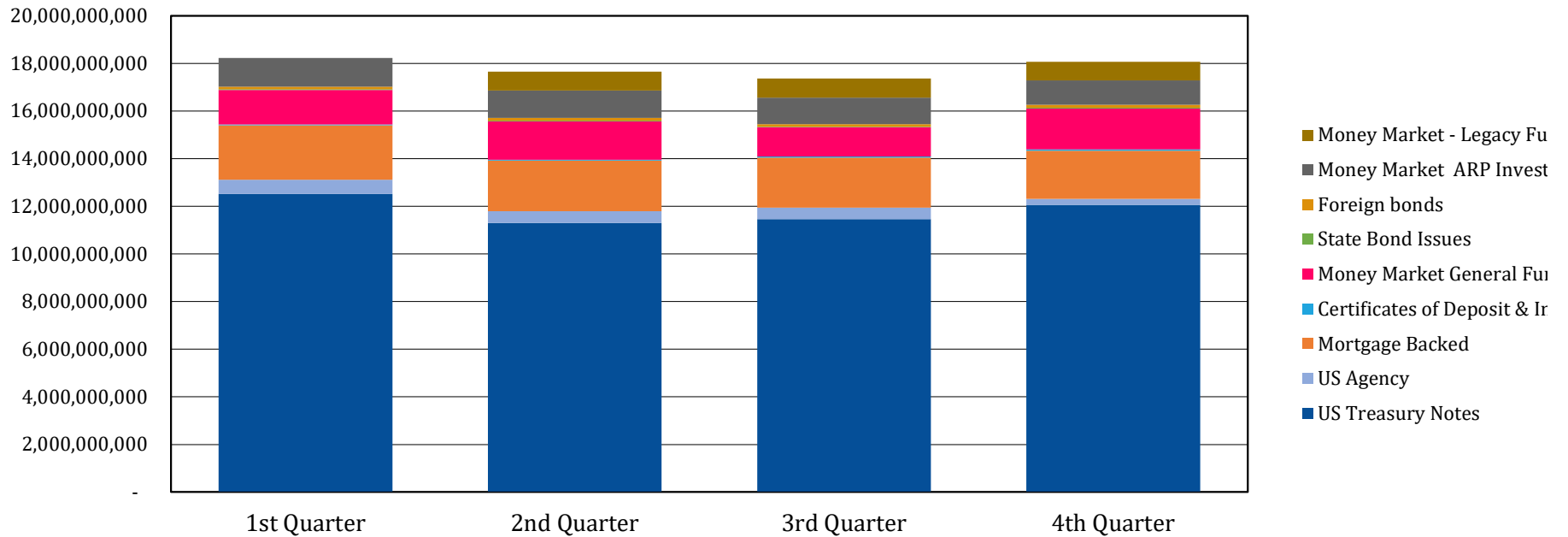




Office of the State Treasurer
 Portfolio Composition
 June 30, 2025

| Security Type | 1st Quarter | 2nd Quarter | 3rd Quarter | 4th Quarter |
|------------------------------------|-----------------------|-----------------------|-----------------------|-----------------------|
| US Treasury Notes | 12,510,332,862 | 11,305,685,895 | 11,458,877,537 | 12,056,314,201 |
| US Agency | 599,253,502 | 486,934,777 | 490,797,489 | 248,022,884 |
| Mortgage Backed | 2,291,433,158 | 2,125,473,516 | 2,098,253,558 | 2,028,875,487 |
| Certificates of Deposit & Intra FI | 36,174,000 | 35,924,000 | 46,924,000 | 47,414,000 |
| Money Market General Funds | 1,449,078,993 | 1,613,783,103 | 1,223,481,409 | 1,726,508,695 |
| Money Market - ARP Investment | 1,204,472,418 | 1,157,213,982 | 1,114,276,260 | 1,007,591,618 |
| Money Market - Legacy Funds | - | 790,928,862 | 796,009,043 | 788,246,125 |
| State Bond Issues | 30,000,000 | 30,000,000 | 30,000,000 | 30,000,000 |
| Foreign bonds | 107,627,101 | 107,154,988 | 107,520,329 | 132,324,945 |
| Total | 18,228,372,035 | 17,653,099,123 | 17,366,139,625 | 18,065,297,955 |

Quarter-end Portfolio Composition





Office of the State Treasurer
 Portfolio Composition
 June 30, 2025

| Asset Category | Face Amount/Shares | Market Value | Book Value | % of Portfolio | YTM @ Cost | Weighted Average Maturity |
|--------------------------------|-----------------------|-----------------------|-----------------------|----------------|--------------|---------------------------|
| Certificate of Deposit-IntraFi | 47,414,000 | 47,414,000 | 47,414,000 | 0.3 | 4.30% | 332 |
| Foreign Bonds | 132,500,000 | 132,324,945 | 132,500,000 | 0.7 | 4.96% | 549 |
| Money Market - General Funds | 1,726,508,695 | 1,726,508,695 | 1,726,508,695 | 9.5 | 4.21% | 1 |
| Money Market - ARP Investment | 1,007,591,618 | 1,007,591,618 | 1,007,591,618 | 5.5 | 4.18% | 1 |
| Money Market - Legacy Fund | 788,246,125 | 788,246,125 | 788,246,125 | 4.3 | 4.22% | 1 |
| State Bond Issues | 30,000,000 | 30,000,000 | 30,000,000 | 0.2 | 4.77% | 2,284 |
| US Agency - MBS | 2,247,172,871 | 2,028,875,487 | 2,253,268,827 | 12.4 | 1.88% | 2,199 |
| US Agency Bonds | 250,000,000 | 248,022,884 | 249,696,941 | 1.4 | 2.12% | 183 |
| US Treasury Bonds / Notes | 12,275,000,000 | 12,056,314,201 | 11,988,215,782 | 65.7 | 3.91% | 780 |
| Total / Average | 18,504,433,309 | 18,065,297,955 | 18,223,441,988 | 100.0 | 3.70% | 796 |



Office of the State Treasurer
 Portfolio Composition
 March 31, 2025

| Asset Category | Face Amount/Shares | Market Value | Book Value | % of Portfolio | YTM @ Cost | Weighted Average Maturity |
|----------------------------------|-----------------------|-----------------------|-----------------------|----------------|--------------|---------------------------|
| Certificate of Deposit & IntraFi | 46,924,000 | 46,924,000 | 46,924,000 | 0.3 | 4.33% | 354 |
| Foreign Bonds | 107,500,000 | 107,520,329 | 107,500,000 | 0.6 | 4.97% | 414 |
| Money Market - Mutual Funds | 1,223,481,409 | 1,223,481,409 | 1,223,481,409 | 7.0 | 4.27% | 1 |
| Money Market - ARP Investment | 1,114,276,260 | 1,114,276,260 | 1,114,276,260 | 6.3 | 4.25% | 1 |
| Money Market - Legacy Fund | 796,009,043 | 796,009,043 | 796,009,043 | 4.5 | 4.26% | 1 |
| State Bond Issues | 30,000,000 | 30,000,000 | 30,000,000 | 0.2 | 4.77% | 2,375 |
| US Agency - MBS | 2,331,411,763 | 2,098,253,558 | 2,339,923,792 | 13.3 | 1.88% | 2,181 |
| US Agency Bonds | 495,000,000 | 490,797,489 | 494,291,875 | 2.8 | 2.23% | 155 |
| US Treasury Bonds / Notes | 11,725,000,000 | 11,458,877,537 | 11,429,163,730 | 65.0 | 3.83% | 779 |
| Total / Average | 17,869,602,475 | 17,366,139,625 | 17,581,570,109 | 100.0 | 3.62% | 808 |



Office of the State Treasurer
Portfolio Composition
December 31, 2024

| Asset Category | Face Amount/Shares | Market Value | Book Value | % of Portfolio | YTM @ Cost | Weighted Average Maturity |
|-------------------------------|-----------------------|-----------------------|-----------------------|----------------|--------------|---------------------------|
| Certificate of Deposit | 35,924,000 | 35,924,000 | 35,924,000 | 0.2 | 4.79% | 63 |
| Foreign Bonds | 107,500,000 | 107,154,988 | 107,500,000 | 0.6 | 4.97% | 504 |
| Money Market - Mutual Funds | 1,613,783,103 | 1,613,783,103 | 1,613,783,103 | 9.0 | 4.48% | 1 |
| Money Market - ARP Investment | 1,157,213,981.71 | 1,157,213,982 | 1,157,213,982 | 6.4 | 4.46% | 1 |
| Money Market - Legacy Fund | 790,928,862.15 | 790,928,862 | 790,928,862 | 4.4 | 4.47% | 1 |
| State Bond Issues | 30,000,000 | 30,000,000 | 30,000,000 | 0.2 | 5.77% | 2,465 |
| US Agency - MBS | 2,409,284,466 | 2,125,473,516 | 2,420,347,462 | 13.4 | 1.88% | 2,194 |
| US Agency Bonds | 495,000,000 | 486,934,777 | 493,147,170 | 2.7 | 2.22% | 245 |
| US Treasury Bonds / Notes | 11,700,000,000 | 11,305,685,895 | 11,378,765,894 | 63.1 | 3.69% | 809 |
| Total / Average | 18,339,634,413 | 17,653,099,123 | 18,027,610,473 | 100.0 | 3.57% | 819 |



Office of the State Treasurer
 Portfolio Composition
 September 30, 2024

| Asset Category | Face Amount/Shares | Market Value | Book Value | % of Portfolio | YTM @ Cost | Weighted Average Maturity |
|-------------------------------|-----------------------|-----------------------|-----------------------|----------------|--------------|---------------------------|
| Certificate of Deposit | 36,174,000 | 36,174,000 | 36,174,000 | 0.2 | 5.32% | 73 |
| Foreign Bonds | 107,500,000 | 107,627,101 | 107,500,000 | 0.6 | 4.97% | 596 |
| Money Market - Mutual Funds | 1,449,078,993 | 1,449,078,993 | 1,449,078,993 | 7.9 | 5.00% | 1 |
| Money Market - ARP Investment | 1,204,472,418 | 1,204,472,418 | 1,204,472,418 | 6.6 | 4.98% | 1 |
| State Bond Issues | 30,000,000 | 30,000,000 | 30,000,000 | 0.2 | 5.77% | 2,557 |
| US Agency - MBS | 2,492,001,474 | 2,291,433,158 | 2,505,865,197 | 13.7 | 1.88% | 2,113 |
| US Agency Bonds | 610,000,000 | 599,253,502 | 607,085,380 | 3.3 | 2.05% | 280 |
| US Treasury Bonds / Notes | 12,775,000,000 | 12,510,332,862 | 12,409,813,517 | 67.6 | 3.63% | 873 |
| Total / Average | 18,704,226,885 | 18,228,372,035 | 18,349,989,505 | 100.0 | 3.56% | 896 |



Office of the State Treasurer
 Earnings by Asset Category
 June 30, 2025

| Asset Category | YTM @ Cost | Interest Earned Net of Amortization/ Accretion and Realized Gain(Loss) | Total Earnings |
|--------------------------------|------------|---|----------------|
| Certificate of Deposit-IntraFi | 4.30% | 1,995,979 | 1,995,979 |
| Foreign Bonds | 4.96% | 5,355,012 | 5,355,012 |
| Money Market - Mutual Funds | 4.21% | 55,588,461 | 55,588,461 |
| Money Market - ARP Investment | 4.18% | 52,551,155 | 52,551,155 |
| Money Market - Legacy Fund* | 4.22% | 18,559,092 | 18,559,092 |
| State Bond Issues | 4.77% | 1,617,500 | 1,617,500 |
| US Agency - MBS | 1.88% | 50,076,294 | 50,076,294 |
| US Agency Bonds | 2.12% | 14,862,068 | 14,862,068 |
| US Treasury Bonds / Notes | 3.91% | 439,122,498 | 439,122,498 |
| Total or Average | 3.69% | 639,728,059 | 639,728,059 |



Office of the State Treasurer
 Transactions by Security Type
 June 30, 2025

| Security Type | Purchases | Sales |
|--------------------------------|----------------------|--------------------|
| US Agency Bonds | 0 | 0 |
| US Agency - MBS | 0 | 0 |
| US Treasury Bonds | 2,548,724,610 | 495,747,070 |
| Municipal Bonds | 0 | 0 |
| State Bond Issues | 0 | 0 |
| Foreign Bonds | 35,000,000 | 0 |
| Total Securities | 2,583,724,610 | 495,747,070 |
| Certificates of Deposit | 123,706,000 | |
| Total | 2,707,430,610 | 495,747,070 |



Office of the State Treasurer
 Transactions by Broker
 June 30, 2025

| Broker | Tax ID | City and State | Purchases | Sales |
|----------------------------|------------|--------------------------------|----------------------|----------|
| Securities | | | | |
| Academy Securities | 36-6822658 | New York, NY | 71,939,453.13 | - |
| BNY Mellon Capital Markets | 23-2384977 | New York, NY | 144,140,625.01 | - |
| Cantor Fitzgerald | 13-3680184 | New York, NY | 72,460,937.51 | - |
| Hilltop | 75-1382137 | New York, NY | 335,979,492.20 | - |
| Israel State | | | 35,000,000.00 | - |
| Jefferies & Co | 95-2622900 | New York, NY | 317,961,914.06 | - |
| Mizuho Securities | 81-3006831 | New York, NY | 270,477,539.06 | - |
| Morgan Stanley | 26-4310844 | Chicago, IL | 443,565,429.73 | - |
| RBC | 41-1416330 | Dallas, TX | 97,699,218.75 | - |
| Stifel Nicolaus | 43-0538770 | St. Louis, MO | 241,055,664.07 | - |
| TD Securities | 20-1177269 | New York, NY | 144,106,445.33 | - |
| UBS | 44-0194180 | New York, NY | 72,723,632.82 | - |
| UMB Bank | 13-2638165 | Kansas City, MO | 336,614,257.84 | - |
| Wells Fargo | 23-2384840 | Dallas, TX | - | - |
| | | | 2,583,724,610 | - |
| | | Certificates of Deposit | 123,706,000 | |
| | | Total | 2,707,430,610 | |

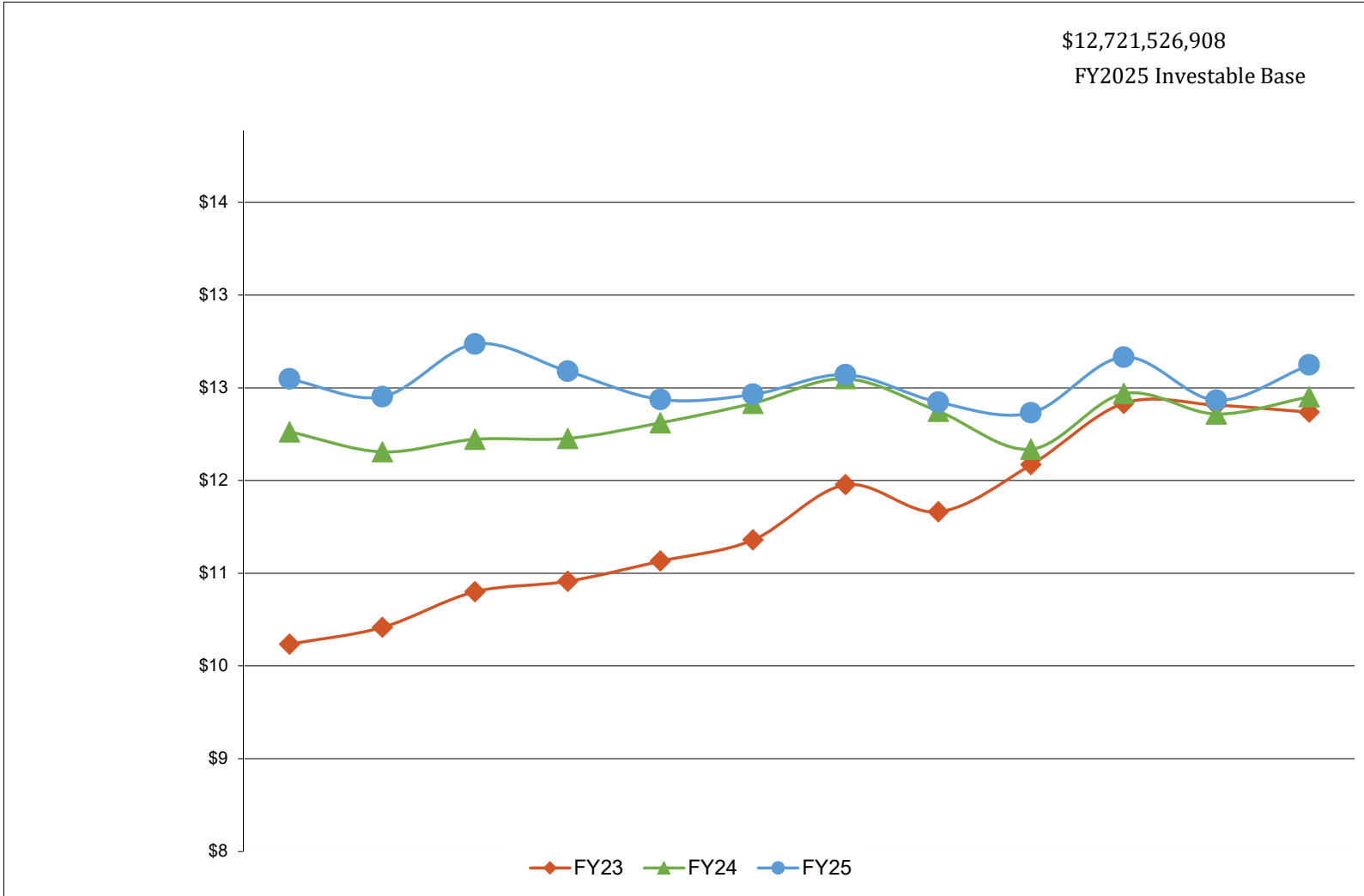


Office of the State Treasurer
 General Revenue Fund, Actual Earnings Compared to Estimated
 June 30, 2025

Fiscal Year to Date

| Asset Category | Revenues Actual | Revenues Estimate | Variance | Percent Variance | Investable Base Actual | Investable Base Estimate | Variance | Percent Variance |
|-----------------------------------|------------------------|--------------------------|-------------------|-------------------------|-------------------------------|---------------------------------|--------------------|-------------------------|
| Certificates of Deposit - IntraFi | 1,578,917 | 1,500,000 | 78,917 | 5.26% | 37,055,176 | 32,000,000 | 5,055,176 | 15.80% |
| Foreign Bonds | 2,705,874 | 5,300,000 | -2,594,126 | -48.95% | 103,415,112 | 37,000,000 | 66,415,112 | 179.50% |
| Money Market Mutual Funds | 43,910,510 | 45,000,000 | -1,089,490 | -2.42% | 1,349,307,876 | 1,000,000,000 | 349,307,876 | 34.93% |
| State of OK Bonds | 2,370,000 | 1,300,000 | 1,070,000 | 82.31% | 30,000,000 | 30,000,000 | 0 | 0.00% |
| US Agency - MBS | 39,472,504 | 40,000,000 | -527,496 | -1.32% | 1,585,614,762 | 2,000,000,000 | (414,385,238) | -20.72% |
| US Agency Bonds | 11,600,256 | 15,000,000 | -3,399,744 | -22.66% | 193,835,821 | 1,500,000,000 | (1,306,164,179) | -87.08% |
| US Treasury Bonds / Notes | 348,792,650 | 295,900,000 | 52,892,650 | 17.88% | 9,422,298,161 | 7,401,000,000 | 2,021,298,161 | 27.31% |
| Total or Average | 450,430,711 | 404,000,000 | 46,430,711 | 11.49% | 12,721,526,908 | 12,000,000,000 | 721,526,908 | 6.01% |

The Treasurer had revised the estimated earnings to the Board of Equalization for Fiscal Year 2025. The amount estimated was \$404,000,000. Year-to-date actual earnings are recorded on an accrual basis of accounting.





Office of the State Treasurer
Explanation of Performance Comparison
June 30, 2025

The following page presents market rates of return on the Securities portion of the General Account and the State's aggregated State Agency Accounts. These figures, which are dollar-weighted and time-weighted where appropriate, are calculated using the percentage change in market value (inclusive of accrued income) from the end of the prior month to the end of the reporting month.

To ensure the integrity of data, this information is provided by the Treasurer's custodian bank acting in its capacity as an external third party. As such, performance measurement is presently confined to those investments which are held with the custodian bank Northern Trust Company.

Benchmark data is also provided on the following page.



Office of the State Treasurer
Performance Comparison
June 30, 2025

| | Month | Fiscal Year- to-Date |
|--|-------|-------------------------|
| Securities, General Revenue Account | 1.51% | 5.93% |
| Securities, Agency Directed Langston University | 5.69% | 18.93% |
| Benchmark Merrill Lynch 1 Year US Treasury Note Index | 0.41% | 4.92% |

Analysis by Northern Trust Company
Represents dollar-weighted and time-weighted rates of return



Office of the State Treasurer
 Expenditures by Object Code
 June 30, 2025

| Object Code | Description | Amount |
|-------------|---|-------------------|
| 1100 | Salary Expense | 3,538,353 |
| 1200 | Insurance | 532,041 |
| 1300 | FICA & Retirement | 827,065 |
| 1500 | Professional Services | 4,768,324 |
| 1900 | Inter/Intra Agency Payments Professional Services | 4,933 |
| 2100 | Travel-Reimbursement | 21,915 |
| 2200 | Travel-Direct Expenditures | 64,289 |
| 3100 | Miscellaneous Administrative Expense | 186,544 |
| 3100 | Bank Service Charges | 180,154 |
| 3100 | Bank Service Charges Securities Lending | 1,339,865 |
| 3200 | Rent Expense | 162,517 |
| 3210 | Rent of EDP Equipment | 1,114,538 |
| 3300 | Maintenance and Repair Expense | 444,240 |
| 3600 | Office Expense | 33,237 |
| 4100 | Office Furniture and Equipment | 101,823 |
| 5200 | Employee Recognition Awards | 1,640 |
| 6100 | Employee Reimbursements | 5,155 |
| 6200 | County Treasurers | 95,000 |
| 6210 | Other-Transfer | 98,600 |
| | | 13,421,633 |

Expenses by object code are estimated amounts.



Office of the State Treasurer
 Banking, Custody, and other Fees
 June 30, 2025

| Depository Bank | Tax ID | City | State | Amount |
|----------------------------|------------|--------------------|--------------|------------------|
| Arvest Bank | 73-1291209 | Bartlesville | Oklahoma | 0 |
| BancFirst | 73-1332918 | OKC | Oklahoma | 25,485 |
| Bank of America | 57-0236115 | OKC | Oklahoma | 1,011 |
| Bank of Oklahoma | 73-0780382 | Tulsa | Oklahoma | 34,600 |
| Central National Bank | 73-0177591 | Alva | Oklahoma | 334 |
| Central National Bank | 73-0783952 | Enid | Oklahoma | 2 |
| Citizens Security Bank | 73-0183780 | Bixby | Oklahoma | 0 |
| Federal Reserve Bank | 44-0545874 | Kansas City | Kansas | 15,238 |
| First Bank & Trust | 73-0541333 | Broken Bow | Oklahoma | 3,052 |
| First Bank & Trust | 73-0498563 | Clinton | Oklahoma | 22 |
| First Fidelity Bank, NA | 73-1100200 | OKC-Moore | Oklahoma | 0 |
| Intrust Bank | 48-0477525 | Wichita | Kansas | 477 |
| JP Morgan/Chase, Okla., NA | 73-0777610 | OKC | Oklahoma | 361,743 |
| The Bank N.A. | 73-0344910 | McAlester | Oklahoma | 67,477 |
| | | | Total | 509,441 |
| | Tax ID | | Rate | Amount |
| Invesco | 76-0574220 | | 0.120% | 642,927 |
| JPMorgan Securities | 23-2694160 | | 0.180% | 876,124 |
| JPMorgan Securities(ARP) | 23-2694160 | | 0.180% | 2,051,522 |
| Goldman Sachs | 06-1287410 | (BOSC Inc. 0.070%) | 0.110% | 666,359 |
| FederatedHermes MM | 25-1614826 | (BancFirst 0.050%) | 0.100% | 710,219 |
| | | | | 4,947,151 |

The State Treasurer participates in a securities lending program with Deutsche Bank acting as lending agent. Deutsche Bank retains 15% of the revenues generated as compensation for services, their share for the month was \$ 1,339,865. Pursuant to Oklahoma State Statute Title 62 Section 90, the State Treasurer retains security lending revenue to pay custody and other banking fees in a revolving fund and deposits excess funds to General Revenue. In FY2025, \$6,947,008.66 was deposited to General Revenue.

2) During the year, bank fees of approximately \$361,743 were reported for JP Morgan, however earnings credits were used to satisfy these fees.



OKLAHOMA
State Treasurer

AGENCY-DIRECTED INVESTMENTS

June 2025

Treasurer's Mission Statement

The mission of the Office of the State Treasurer is to serve the people of Oklahoma by providing sound banking and investment services, reuniting individuals and businesses with their unclaimed property, and promoting economic opportunities in a fiscally responsible and efficient manner while adhering to the highest professional and ethical standards.



Office of the State Treasurer
 Agency Directed Investments
 June 30, 2025

| Issuer | Face Amount/Shares | Market Value | Book Value | % of Portfolio |
|-----------------------------------|----------------------|----------------------|----------------------|----------------|
| ARPA Funding | | | | |
| JPMorgan MM | 1,007,591,618 | 1,007,591,618 | 1,007,591,618 | 100% |
| Total, ARPA Funding | 1,007,591,618 | 1,007,591,618 | 1,007,591,618 | 100% |
| Ocia Legacy Fund 481 | | | | |
| Federated Hermes MM | 788,246,125 | 788,246,125 | 788,246,125 | 100% |
| Total, ARPA Funding | 788,246,125 | 788,246,125 | 788,246,125 | 100% |
| Langston - Agency Directed | | | | |
| Fundamental Investors Inc A | 16,499 | 1,449,419 | 1,449,419 | 33% |
| Investment Co of America A | 16,849 | 1,060,787 | 1,060,787 | 33% |
| Washington Mutual Fund A | 17,404 | 1,112,324 | 1,112,324 | 34% |
| Northern Trust - Agency Fund | 4,123 | 4,123 | 4,123 | 0% |
| Total / Average | 54,875 | 3,626,653 | 3,626,653 | 100% |
| Report Total | 1,795,892,618 | 1,799,464,396 | 1,799,464,396 | |



Office of the State Treasurer
State Agency Directed by Broker
June 30, 2025

Broker

Tax ID

Purchases at Cost

Sales at Cost

No activity



Office of the State Treasurer
State Agency Directed by Security Type
June 30, 2025

Broker

Tax ID

Purchases at Cost

Sales at Cost

No activity



Office of the State Treasurer
 Assets Under Management
 June 30, 2025

| Account | Class Funding | Agency | Interest Rate | Days to Maturity | Market Value |
|---------|---------------|------------------------------------|---------------|------------------|--------------|
| 2109002 | 8090B | OMES- Risk Mgmt Revolving Fund ASA | 3.5815 | 1 | 79,973,923 |
| 2118506 | 8185F | Corporation Commission | 3.5815 | 1 | 25,510,538 |
| 2137001 | 8370A | OIFA | 3.5815 | 1 | 7,252,439 |
| 2138503 | 8385C | Oklahoma Insurance Department | 3.5815 | 1 | 2,972,785 |
| 2139101 | 8391A | Multiple Injury Trust Fund | 3.5815 | 1 | 29,954,649 |
| 2141001 | 8410A | Commissioners of the Land Office | 3.5815 | 1 | 116,313,993 |
| 2142001 | 8420A | Langston University | 3.5815 | 1 | 3,834,276 |
| 2143500 | 79901 | Oklahoma Lottery Commission | 3.5815 | 1 | 13,232,320 |
| 2143501 | 8435A | Oklahoma Lottery Commission | 3.5815 | 1 | 6,183,949 |
| 2147704 | 8477D | Oklahoma Bureau of Narcotics | 3.5815 | 1 | 13,372,450 |
| 2151500 | 79901 | OPERS | 3.5815 | 1 | 5,237,656 |
| 2151501 | 8515A | OPERS | 3.5815 | 1 | 300,834 |
| 2151502 | 8515B | OPERS | 3.5815 | 1 | 6,010 |
| 2151503 | 8515C | OPERS | 3.5815 | 1 | 90,521 |
| 2151504 | 8515D | OPERS | 3.5815 | 1 | 1,950,559 |
| 2151505 | 8515E | OPERS | 3.5815 | 1 | 33,010 |
| 2151506 | 8515F | OPERS | 3.5815 | 1 | 22,055 |
| 2151507 | 8515G | OPERS | 3.5815 | 1 | 25,834 |
| 2151508 | 8515H | OPERS | 3.5815 | 1 | 2,996 |
| 2151510 | 79902 | OPERS | 3.5815 | 1 | 840 |
| 2153001 | 8530A | Panhandle State University | 3.5815 | 1 | 1,218,288 |
| 2155701 | 8557A | OK Police Pension | 3.5815 | 1 | 13,887,848 |
| 2169502 | 8695B | Tax Commission | 3.5815 | 1 | 485,458,133 |
| 2169505 | 8695E | Tax Commission | 3.5815 | 1 | 13,705 |
| 2169520 | 8695T | Tax Commission | 3.5815 | 1 | (1,498,219) |
| 2169521 | 8695U | Tax Commission | 3.5815 | 1 | 90,631,648 |
| 2174007 | 8740G | State Treasurer | 3.5815 | 1 | 2,416,391 |
| 2183006 | 8830F | DHS - CSED | 3.5815 | 1 | 13,025,588 |
| 7200039 | 20000 | Oklahoma Boll Weevil Eradication | 3.5815 | 1 | 3,944,822 |
| 7200131 | 79901 | Department of Corrections | 3.5815 | 1 | 6,343,060 |
| 7200320 | 20000 | Department of Wildlife | 3.5815 | 1 | 6,101,226 |
| 7200359 | 20000 | OERB | 3.5815 | 1 | 8,559,724 |
| 7200370 | 20000 | OIFA | 3.5815 | 1 | 1,093,833 |
| 7200391 | 20000 | Multiple Injury Trust Fund | 3.5815 | 1 | 117,837 |
| 7200410 | 20000 | Commissioners of the Land Office | 3.5815 | 1 | 1,189,312 |
| 7200435 | 20000 | Oklahoma Lottery Commission | 3.5815 | 1 | 30,219,037 |
| 7200515 | 20000 | OPERS | 3.5815 | 1 | 1,183,192 |
| 7200588 | 20000 | Real Estate Commission | 3.5815 | 1 | 4,148,714 |
| 7200830 | 20000 | Department of Human Services | 3.5815 | 1 | 124,605 |
| 7201825 | 20100 | University Hospitals Authority | 3.5815 | 1 | 3,690,200 |
| 7205090 | 20500 | OMES Risk Management Division/DSC | 3.5815 | 1 | 91,281,711 |



Office of the State Treasurer
 Assets Under Management
 June 30, 2025

| Account | Class Funding | Agency | Interest Rate | Days to Maturity | Market Value |
|---------|---------------|---|---------------|------------------|--------------|
| 7205131 | 79901 | Department of Corrections | 3.5815 | 1 | 1,323,529 |
| 7205204 | 20500 | JM Davis Arms & Historical Museum | 3.5815 | 1 | 12,678 |
| 7205320 | 20500 | Department of Wildlife | 3.5815 | 1 | 1,392,813 |
| 7205359 | 20500 | Sustaining OK Energy Resources | 3.5815 | 1 | 8,627,956 |
| 7205515 | 20500 | OPERS | 3.5815 | 1 | 273,561 |
| 7205563 | 20500 | OK Bd for Private Vocational Schools | 3.5815 | 1 | 433,072 |
| 7205630 | 20500 | Oklahoma Department of Securities | 3.5815 | 1 | 1,811,132 |
| 7205807 | 20500 | Oklahoma Health Care Authority | 3.5815 | 1 | 11,993,703 |
| 7210270 | 21000 | State Election Board | 3.5815 | 1 | 729,032 |
| 7210320 | 21000 | Department of Wildlife | 3.5815 | 1 | 4,196,224 |
| 7210350 | 21000 | Oklahoma Historical Society | 3.5815 | 1 | 32 |
| 7210400 | 21000 | Office of Juvenile Affairs | 3.5815 | 1 | 3,671 |
| 7210410 | 21000 | Commissioners of the Land Office | 3.5815 | 1 | 12,348,876 |
| 7210515 | 21000 | OPERS | 3.5815 | 1 | 692,771 |
| 7210570 | 21000 | State Board of Licensure for Professional Engineers & L | 3.5815 | 1 | 295,484 |
| 7210588 | 21000 | Real Estate Commission | 3.5815 | 1 | 639,232 |
| 7215270 | 21500 | State of Oklahoma Election Board - HAVA | 3.5815 | 1 | 10,879,032 |
| 7215320 | 21500 | Department of Wildlife | 3.5815 | 1 | 5,154,554 |
| 7215566 | 21500 | Tourism & Recreation Department | 3.5815 | 1 | 4,306,690 |
| 7215585 | 21500 | Department of Public Safety | 3.5815 | 1 | 2,342,574 |
| 7215670 | 21500 | JD McCarty Center | 3.5815 | 1 | 902,205 |
| 7215825 | 215000 | University Hospitals Authority | 3.5815 | 1 | 1,951,823 |
| 7216805 | 21600 | Department of Rehabilitation Services | 3.5815 | 1 | 1,323,259 |
| 7220320 | 22000 | Dept of Wildlife Conservation | 3.5815 | 1 | 2,301,475 |
| 7220570 | 22000 | OSB of Licensure for Professional Engineers and Land S | 3.5815 | 1 | 272,226 |
| 7220585 | 22000 | Department of Public Safety | 3.5815 | 1 | 6,919,713 |
| 7220830 | 22000 | Department of Human Services | 3.5815 | 1 | 10,747 |
| 7225040 | 22500 | Department of Agriculture | 3.5815 | 1 | 83,807 |
| 7225830 | 22500 | Department of Human Services | 3.5815 | 1 | 294,739 |
| 7226835 | 22600 | Oklahoma Water Resources Board | 3.5815 | 1 | 1,000,000 |
| 7230220 | 23000 | Oklahoma Crime Victims Compensation | 3.5815 | 1 | 5,674,472 |
| 7230345 | 23000 | Department of Transportation | 3.5815 | 1 | 6,395,888 |
| 7230695 | 23000 | Tax Commission | 3.5815 | 1 | 309,971 |
| 7230807 | 23000 | Health Care Authority | 3.5815 | 1 | 1 |
| 7235605 | 23500 | Regents for Higher Education | 3.5815 | 1 | 3,980,881 |
| 7240807 | 24000 | Health Care Authority | 3.5815 | 1 | 19,099,602 |
| 7240830 | 24000 | Oklahoma Human Services | 3.5815 | 1 | 6,098,587 |
| 7244090 | 24400 | OMES Dept of Central Services | 3.5815 | 1 | 1,285,437 |
| 7245807 | 24500 | Health Care Authority | 3.5815 | 1 | 2,064,379 |
| 7252090 | 25200 | Department of Central Services | 3.5815 | 1 | 463,943 |
| 7255090 | 25500 | Department of Central Services | 3.5815 | 1 | 2,023,759 |



Office of the State Treasurer
 Assets Under Management
 June 30, 2025

| Account | Class Funding | Agency | Interest Rate | Days to Maturity | Market Value |
|---------|---------------|--|---------------|------------------|--------------|
| 7255585 | 25500 | Oklahoma Dept of Public Safety | 3.5815 | 1 | 131,464 |
| 7260090 | 26000 | OMES Risk Management Division | 3.5815 | 1 | 6,462,458 |
| 7265090 | 26500 | OMES- Risk Mgmt | 3.5815 | 1 | 494,787 |
| 7275740 | 27500 | OST - SEED | 3.5815 | 1 | 849 |
| 7280090 | 28000 | OMES DCS Property Distribution | 3.5815 | 1 | 891,939 |
| 7280131 | 79901 | Department of Corrections | 3.5815 | 1 | 16,325,189 |
| 7280345 | 28000 | Department of Transportation | 3.5815 | 1 | 761,449 |
| 7285345 | 28500 | Department of Transportation | 3.5815 | 1 | 181,201,902 |
| 7295090 | 27000 | Emergency & Transportation | 3.5815 | 1 | 11,841,026 |
| 7303000 | 30300 | Tobacco Litigation Escrow Fund | 3.5815 | 1 | 33,038 |
| 7360566 | 36000 | Tourism & Recreation Department | 3.5815 | 1 | 6,572,207 |
| 7403292 | 40300 | Oklahoma Department of Environmental Quality | 3.5815 | 1 | 1,034,911 |
| 7405220 | 40500 | District Attorneys Council | 3.5815 | 1 | 7,739,095 |
| 7409105 | 40900 | OCIA - NACEA Revenue Series 2018B | 3.5815 | 1 | 1,291 |
| 7411105 | 41100 | OCIA - Capitol Repair Revenue Series 2018C | 3.5815 | 1 | 4,306 |
| 7412105 | 41200 | OCIA | 3.5815 | 1 | 14,153 |
| 7416000 | 41600 | OSF - Oil Overcharge | 3.5815 | 1 | 321,064 |
| 7416105 | 41600 | OCIA - DOC Revenue Series 2018D | 3.5815 | 1 | 9,127 |
| 7416160 | 41600 | Department of Commerce | 3.5815 | 1 | 3,377,722 |
| 7424105 | 42400 | OCIA - Revenue Series 2019A | 3.5815 | 1 | 327 |
| 7426000 | 42600 | OSF - Oil Overcharge | 3.5815 | 1 | 2,682,649 |
| 7426160 | 42600 | Department of Commerce | 3.5815 | 1 | 18,407,313 |
| 7428105 | 42800 | OCIA Endowed Chairs Fund | 3.5815 | 1 | 15,539 |
| 7430010 | 43000 | Oklahoma State University | 3.5815 | 1 | 3,165,731 |
| 7430011 | 43000 | Oklahoma State University | 3.5815 | 1 | 3,075,947 |
| 7430012 | 43000 | Oklahoma State University | 3.5815 | 1 | 3,040,954 |
| 7430013 | 43000 | Oklahoma State University | 3.5815 | 1 | 3,400,618 |
| 7430014 | 43000 | Oklahoma State University | 3.5815 | 1 | 3,032,315 |
| 7430015 | 43000 | Oklahoma State University | 3.5815 | 1 | 3,175,218 |
| 7430016 | 43000 | Oklahoma State University | 3.5815 | 1 | 181,183 |
| 7430100 | 43000 | Cameron University | 3.5815 | 1 | 1,555,463 |
| 7430420 | 43000 | Langston University | 3.5815 | 1 | 91,188 |
| 7430461 | 43000 | Rogers State College | 3.5815 | 1 | 1,778,915 |
| 7430505 | 43000 | Northwestern Oklahoma State University | 3.5815 | 1 | 327,841 |
| 7430530 | 43000 | Panhandle State University | 3.5815 | 1 | 15,664 |
| 7430665 | 43000 | Southwestern Oklahoma State University | 3.5815 | 1 | 2,508,333 |
| 7430760 | 43000 | University of Oklahoma | 3.5815 | 1 | 66,673,689 |
| 7430770 | 43000 | OUHSC | 3.5815 | 1 | 83,923,067 |
| 7430773 | 43000 | Oklahoma State University | 3.5815 | 1 | 3,177,702 |
| 7436000 | 43600 | OSF - Oil Overcharge | 3.5815 | 1 | 2,942 |
| 7436105 | 43600 | OCIA | 3.5815 | 1 | 3,956 |



Office of the State Treasurer
 Assets Under Management
 June 30, 2025

| Account | Class Funding | Agency | Interest Rate | Days to Maturity | Market Value |
|---------|---------------|--|---------------|------------------|--------------|
| 7438105 | 43800 | OCIA | 3.5815 | 1 | 3,770 |
| 7443105 | 44300 | OCIA | 3.5815 | 1 | 5,658 |
| 7444105 | 44400 | OCIA 2017C Series | 3.5815 | 1 | 345 |
| 7444835 | 44400 | Water Resources Board | 3.5815 | 1 | 11,656,253 |
| 7445105 | 44500 | OCIA - 2017B Capitol Repair 2 Revenue | 3.5815 | 1 | 10,384 |
| 7445835 | 44500 | Water Resources Board | 3.5815 | 1 | 10,657,005 |
| 7447105 | 44700 | 2017A Revenue Fund | 3.5815 | 1 | 3,978 |
| 7450105 | 45000 | OCIA Series 2020B | 3.5815 | 1 | 9,312 |
| 7452105 | 45200 | OCIA Series 2020D | 3.5815 | 1 | 1,016 |
| 7453105 | 45300 | OCIA Series 2020D | 3.5815 | 1 | 123,971 |
| 7454105 | 45400 | OCIA Series 2020E | 3.5815 | 1 | 2,554 |
| 7455160 | 45500 | Department of Commerce | 3.5815 | 1 | 292,366 |
| 7459105 | 45900 | OCIA Endowed Chairs 2021 | 3.5815 | 1 | 13,579 |
| 7460100 | 46000 | Cameron University | 3.5815 | 1 | 249,146 |
| 7461105 | 46100 | OCIA (TIFIA/ODOT 2022) | 3.5815 | 1 | 2,212 |
| 7463105 | 46300 | OCIA (Conservation-2022A) | 3.5815 | 1 | 18,997,792 |
| 7464105 | 46400 | OCIA | 3.5815 | 1 | 18,625 |
| 7465105 | 46500 | OCIA (Conservation-2022A) | 3.5815 | 1 | 958 |
| 7466105 | 46600 | OCIA (National Guard Museum 2022B) | 3.5815 | 1 | 23,989,084 |
| 7467105 | 46700 | OCIA (National Guard Museum 2022B) | 3.5815 | 1 | 3,862 |
| 7468105 | 46800 | OCIA ODVA-2022C | 3.5815 | 1 | 30,056,280 |
| 7469105 | 46900 | OCIA ODVA-2022C | 3.5815 | 1 | 2,624 |
| 7470010 | 47000 | Oklahoma State University Capital Bond Project | 3.5815 | 1 | 5,568,252 |
| 7471835 | 47100 | Water Resources Board | 3.5815 | 1 | 3,265,523 |
| 7472835 | 47200 | Water Resources Board | 3.5815 | 1 | 21,116,322 |
| 7473835 | 47300 | Water Resources Board | 3.5815 | 1 | 147,807,896 |
| 7475750 | 47500 | Tulsa Community College | 3.5815 | 1 | 6,407 |
| 7475770 | 47500 | OUHSC | 3.5815 | 1 | 63,266,859 |
| 7476760 | 47600 | University of Oklahoma | 3.5815 | 1 | 74,956,494 |
| 7479010 | 47900 | Oklahoma State University Capital Bond Project | 3.5815 | 1 | 4,000,263 |
| 7480105 | 48000 | OCIA | 3.5815 | 1 | 2,463 |
| 7485105 | 48500 | OCIA | 3.5815 | 1 | 11,189 |
| 7487010 | 48700 | OKLAHOMA STATE UNIVERSITY | 3.5815 | 1 | 3,114,049 |
| 7488010 | 48800 | OKLAHOMA STATE UNIVERSITY | 3.5815 | 1 | 43,880 |
| 7490010 | 49000 | Oklahoma State University | 3.5815 | 1 | 52,576 |
| 7490013 | 49000 | Oklahoma State University | 3.5815 | 1 | 23,848 |
| 7490015 | 49000 | Oklahoma State University | 3.5815 | 1 | 1,524 |
| 7490270 | 49000 | Oklahoma State Election Board | 3.5815 | 1 | 19 |
| 7490773 | 49000 | Oklahoma State University | 3.5815 | 1 | 61,724 |
| 7491105 | 49100 | OCIA TIFIA | 3.5815 | 1 | 5,670 |
| 7491220 | 49100 | District Attorneys Council | 3.5815 | 1 | 25,826 |



Office of the State Treasurer
 Assets Under Management
 June 30, 2025

| Account | Class Funding | Agency | Interest Rate | Days to Maturity | Market Value |
|---------|---------------|--|---------------|------------------|--------------|
| 7493105 | 49300 | OCIA 2024A | 3.5815 | 1 | 39,704 |
| 7494105 | 49400 | OCIA 2024B | 3.5815 | 1 | 7,968 |
| 7497085 | 49700 | Broadband | 3.5815 | 1 | 28,595,018 |
| 7497105 | 49700 | OCIA Series 2025A | 3.5815 | 1 | 275,161,090 |
| 7497835 | 49700 | Water Resources Board | 3.5815 | 1 | 10,637,894 |
| 7514410 | 8410A | Commissioners of the Land Office | 3.5815 | 1 | 152,967 |
| 7515410 | 8410A | Commissioners of the Land Office | 3.5815 | 1 | 804,347 |
| 7600010 | 60000 | Oklahoma State University | 3.5815 | 1 | 9,436,487 |
| 7600100 | 60000 | Cameron University | 3.5815 | 1 | 1,718,348 |
| 7600120 | 60000 | University of Central Oklahoma | 3.5815 | 1 | 3,074,699 |
| 7600150 | 60000 | University of Science & Arts | 3.5815 | 1 | 77,274 |
| 7600230 | 60000 | East Central University | 3.5815 | 1 | 652,737 |
| 7600420 | 60000 | Langston University | 3.5815 | 1 | 1,518,246 |
| 7600485 | 60000 | Northeastern State University | 3.5815 | 1 | 1,574,874 |
| 7600490 | 60000 | Northern Oklahoma College | 3.5815 | 1 | 1,105,705 |
| 7600505 | 60000 | Northwestern Oklahoma State University | 3.5815 | 1 | 1,831,274 |
| 7600530 | 60000 | Panhandle State University | 3.5815 | 1 | 294,836 |
| 7600660 | 60000 | Southeastern Oklahoma State University | 3.5815 | 1 | 439,222 |
| 7600665 | 60000 | Southwestern Oklahoma State University | 3.5815 | 1 | 4,975,215 |
| 7600760 | 60000 | University of Oklahoma | 3.5815 | 1 | 2,882,883 |
| 7650010 | 65000 | Oklahoma State University | 3.5815 | 1 | 3,387,814 |
| 7650100 | 65000 | Cameron University | 3.5815 | 1 | 954,874 |
| 7650120 | 65000 | University of Central Oklahoma | 3.5815 | 1 | 3,081,342 |
| 7650150 | 65000 | University of Science & Arts | 3.5815 | 1 | 80,891 |
| 7650230 | 65000 | East Central University | 3.5815 | 1 | 621,206 |
| 7650420 | 65000 | Langston University | 3.5815 | 1 | 2,901,850 |
| 7650485 | 65000 | Northeastern State University | 3.5815 | 1 | 531,124 |
| 7650490 | 65000 | Northern Oklahoma College | 3.5815 | 1 | 3,767,346 |
| 7650505 | 65000 | Northwestern Oklahoma State University | 3.5815 | 1 | 1,028,236 |
| 7650530 | 65000 | Panhandle State University | 3.5815 | 1 | 330,479 |
| 7650660 | 65000 | Southeastern Oklahoma State University | 3.5815 | 1 | 604,817 |
| 7650665 | 65000 | Southwestern Oklahoma State University | 3.5815 | 1 | 1,577,103 |
| 7650760 | 65000 | University of Oklahoma | 3.5815 | 1 | 1,951,906 |
| 7700040 | 70000 | Department of Agriculture | 3.5815 | 1 | 12,058,857 |
| 7700041 | 70000 | Western Oklahoma State College | 3.5815 | 1 | 731,181 |
| 7700131 | 79901 | Department of Corrections | 3.5815 | 1 | 26,295,353 |
| 7700240 | 70000 | Eastern Oklahoma State College | 3.5815 | 1 | 616,879 |
| 7700461 | 70000 | Rogers State College | 3.5815 | 1 | 12,087,227 |
| 7700490 | 70000 | Northern Oklahoma College | 3.5815 | 1 | 5,550,470 |
| 7700606 | 70000 | Ardmore Higher Education Center | 3.5815 | 1 | 0 |
| 7700633 | 70000 | Oklahoma City Community College | 3.5815 | 1 | 8,930,692 |



Office of the State Treasurer
 Assets Under Management
 June 30, 2025

| Account | Class Funding | Agency | Interest Rate | Days to Maturity | Market Value |
|---------|---------------|--|---------------|------------------|--------------|
| 7700660 | 70000 | Southeastern Oklahoma State University | 3.5815 | 1 | 2,812,786 |
| 7700760 | 70000 | University of Oklahoma | 3.5815 | 1 | 168,600,207 |
| 7700830 | 70000 | Department of Human Services | 3.5815 | 1 | 961,762 |
| 7701010 | 70100 | Oklahoma State University | 3.5815 | 1 | 77,676,839 |
| 7701150 | 70100 | University of Science & Arts | 3.5815 | 1 | 98,511 |
| 7701165 | 70100 | Connors State College | 3.5815 | 1 | 1,079,414 |
| 7701400 | 70100 | Office of Juvenile Affairs | 3.5815 | 1 | 22,050 |
| 7701480 | 70100 | Northeastern Oklahoma A&M College | 3.5815 | 1 | 230,051 |
| 7701530 | 70100 | Panhandle State University | 3.5815 | 1 | 120,739 |
| 7701605 | 70100 | Regents for Higher Education | 3.5815 | 1 | 34,293,098 |
| 7701650 | 70100 | Department of Veteran Affairs | 3.5815 | 1 | 629,783 |
| 7701770 | 70100 | OUHSC | 3.5815 | 1 | 417,570,836 |
| 7701805 | 70100 | Department of Rehabilitation Services | 3.5815 | 1 | 236,114 |
| 7701865 | 70100 | OK Workers' Comp Commission | 3.5815 | 1 | 5,542,552 |
| 7702120 | 70200 | University of Central Oklahoma | 3.5815 | 1 | 18,682,046 |
| 7702650 | 70200 | Department of Veteran Affairs | 3.5815 | 1 | 423,923 |
| 7703650 | 70300 | Department of Veteran Affairs | 3.5815 | 1 | 377,283 |
| 7704120 | 70400 | University of Central Oklahoma | 3.5815 | 1 | 1,171,426 |
| 7704650 | 70400 | Department of Veteran Affairs | 3.5815 | 1 | 1,099,173 |
| 7704865 | 70400 | OK Workers' Comp Commission | 3.5815 | 1 | 50,790 |
| 7705505 | 70500 | Northwestern Oklahoma State University | 3.5815 | 1 | 2,190,601 |
| 7705650 | 70500 | Department of Veteran Affairs | 3.5815 | 1 | 878,760 |
| 7705675 | 70500 | Self Insurance Guaranty Fund | 3.5815 | 1 | 2,392,290 |
| 7705865 | 70500 | OK Workers' Comp Commission | 3.5815 | 1 | 47,058 |
| 7706452 | 70600 | Community Mental Health Center Rep Payee Account | 3.5815 | 1 | 8,128 |
| 7706650 | 70600 | Department of Veteran Affairs | 3.5815 | 1 | 32,707 |
| 7706750 | 70600 | Tulsa Community College | 3.5815 | 1 | 6,237,832 |
| 7706865 | 70600 | OK Workers' Comp Commission | 3.5815 | 1 | 193,282 |
| 7707452 | 70700 | Central Oklahoma CMHC Rep Payee Account | 3.5815 | 1 | 65,226 |
| 7707585 | 70700 | Department of Public Safety | 3.5815 | 1 | 5,874,666 |
| 7707605 | 70700 | Regents for Higher Education | 3.5815 | 1 | 6,845,511 |
| 7707650 | 70700 | Department of Veteran Affairs | 3.5815 | 1 | 396,358 |
| 7707865 | 70700 | OK Workers' Comp Commission | 3.5815 | 1 | 266,136 |
| 7708108 | 70800 | Carl Albert State College | 3.5815 | 1 | 6,323,298 |
| 7708605 | 70800 | Regents for Higher Education | 3.5815 | 1 | 112,291 |
| 7709605 | 70900 | Regents for Higher Education | 3.5815 | 1 | 5,178,881 |
| 7710350 | 71000 | Oklahoma Historical Society | 3.5815 | 1 | 1,433,010 |
| 7710452 | 71000 | Oklahoma Department of Mental Health | 3.5815 | 1 | 1,520,473 |
| 7710605 | 71000 | Regents for Higher Education | 3.5815 | 1 | 2,781,559 |
| 7711185 | 8740G | Corporation Commission | 3.5815 | 1 | 69,106,842 |
| 7711420 | 71100 | Langston University | 3.5815 | 1 | 200,886 |



Office of the State Treasurer
 Assets Under Management
 June 30, 2025

| Account | Class Funding | Agency | Interest Rate | Days to Maturity | Market Value |
|---|---------------|--|---------------|------------------|-----------------------|
| 7711452 | 71100 | Griffin Memorial Hospital Rep Payee | 3.5815 | 1 | 39,561 |
| 7711605 | 71100 | Regents for Higher Education | 3.5815 | 1 | 827,488 |
| 7712605 | 71200 | Regents for Higher Education | 3.5815 | 1 | 126,279 |
| 7713605 | 71300 | Regents for Higher Education | 3.5815 | 1 | 88,826,030 |
| 7714452 | 71400 | Northwest Center for Behavioral Health | 3.5815 | 1 | 93,666 |
| 7714605 | 71400 | Regents for Higher Education | 3.5815 | 1 | 16,103,852 |
| 7715605 | 71500 | Regents for Higher Education | 3.5815 | 1 | 3,172,571 |
| 7718605 | 71800 | Regents for Higher Education | 3.5815 | 1 | 11,842,491 |
| 7719605 | 71900 | Regents for Higher Education | 3.5815 | 1 | 44,409 |
| 7723623 | 72300 | Seminole State College | 3.5815 | 1 | 573,181 |
| 7725100 | 72500 | Cameron University | 3.5815 | 1 | 788,743 |
| 7730230 | 73000 | East Central University | 3.5815 | 1 | 5,912,756 |
| 7730830 | 73000 | Department of Human Services | 3.5815 | 1 | 358,577 |
| 7740605 | 74000 | Regents for Higher Education | 3.5815 | 1 | 3,057,395 |
| 7741241 | 74100 | Redlands Community College | 3.5815 | 1 | 3,637,053 |
| 7745605 | 74500 | Regents for Higher Education | 3.5815 | 1 | 238,840 |
| 7747470 | 74700 | Murray State College | 3.5815 | 1 | 747,020 |
| 7750350 | 75000 | Oklahoma Historical Society | 3.5815 | 1 | 243,218 |
| 7750531 | 75000 | Rose State College | 3.5815 | 1 | 16,053,806 |
| 7751485 | 75100 | Northeastern State University | 3.5815 | 1 | 19,944,188 |
| 7752485 | 75200 | Northeastern State University | 3.5815 | 1 | 3,270,385 |
| 7765665 | 76500 | Southwestern Oklahoma State University | 3.5815 | 1 | 963,786 |
| 7790470 | 79000 | Murray State College | 3.5815 | 1 | 1 |
| 7790490 | 79000 | Northern Oklahoma College | 3.5815 | 1 | 2 |
| 7805370 | 80500 | OIFA | 3.5815 | 1 | 118 |
| 7854740 | 85400 | OCIA Endowed Chair Fund 2010 | 3.5815 | 1 | 10,183,021 |
| 7910467 | 91000 | OSF Escrow Fund | 3.5815 | 1 | 200,761 |
| 7920605 | 92000 | Regents for Higher Education | 3.5815 | 1 | 28,626,581 |
| | | | | | <hr/> |
| State Agency, Investable Base | | | | | 3,547,933,304 |
| ARP Investment | | | | | 1,007,591,618 |
| Ocia Legacy Fund | | | | | 788,246,125 |
| State of Oklahoma, Investable Base | | | | | 12,721,526,908 |
| Assets Under Management | | | | | 18,065,297,955 |