

FY2025

# REVENUE & APPORTIONMENT REPORT

Our mission is to serve the people of Oklahoma by promoting tax compliance through quality service and fair administration.



**OKLAHOMA**  
Tax Commission

Fiscal Year Ended June 30, 2025



Information prepared by the Apportionment & Revenue, Innovation, and Tax Policy & Research Divisions, and designed by the Digital Communications and Marketing Division.

This publication was issued under the authority of the Oklahoma Tax Commission.  
Copies have not been printed but are available at **[tax.ok.gov](https://tax.ok.gov)**.

For further information regarding this or any publication of the Oklahoma Tax Commission, contact [pressinquiries@tax.ok.gov](mailto:pressinquiries@tax.ok.gov).



Dear Valued Taxpayers of Oklahoma:

We are pleased to share the **Fiscal Year 2025 Revenue and Apportionment Report**, providing transparency into the total tax dollars collected and distributed by the Oklahoma Tax Commission as required by state statute.

This report covers Fiscal Year 2025 (July 1, 2024 - June 30, 2025). Additional reports and related data are available at **tax.ok.gov** where you can explore other collection and apportionment information.

We hope this report offers a clear and informative view of how tax revenues are generated and how those funds are allocated across various areas of state and local government.

The Oklahoma Tax Commission remains dedicated to serving the people of Oklahoma by promoting tax compliance through fair administration and quality service.



Review of Fiscal Year 2025 Tax Collections _____	1
Comparison of Tax Collections from Past Two Years _____	8
Apportionment of Statutory Revenues _____	11
Fiscal Year 2024 and 2025 Revenue and Apportionment _____	17
Historical Collections from Major Tax Sources _____	37
Charts - Funds Collected and Funds Allocated _____	38



---

## BACKGROUND SUMMARY OF OKLAHOMA TAX COMMISSION

The Oklahoma Tax Commission (OTC), from its inception in 1931, has been responsible for the collection and administration of various tax sources and the apportionment of these revenues to state funds that provide funding for education, transportation, recreation, social welfare, and a myriad of other services provided for the citizens of Oklahoma.

The OTC is comprised of three Commissioners, the Chairman, Vice Chairman, and Secretary-Member, who are appointed by the Governor, with the advice and consent of the Oklahoma Senate, and serve terms of six years each.

It is the OTC's responsibility to supervise the administration and enforcement of state tax laws and the collection of a majority of all state-levied taxes and fees.

The Commission directs the collection and distribution of the tax and license sources under its administration and, by statute, is responsible for apportioning such tax revenues to various state funds. In addition, the OTC allocates, directly to local units of government, certain state-collected levies earmarked to counties, school districts, and municipalities. On a contract basis with individual municipalities and counties, the OTC is involved with the administration, collection and distribution of city/county sales, use and lodging taxes.

# REVIEW OF FISCAL YEAR 2025 TAX COLLECTIONS

<b>Tax Group</b>	<b>Amount</b>	<b>Percentage*</b>
Individual Income Tax (Net of Refunds)	\$4,926,347,583.91	39.1
Corporate Income Tax (Net of Refunds)	\$654,016,696.82	5.2
State Sales & Use Taxes	\$3,503,691,509.12	27.8
Gross Production Taxes	\$1,019,728,115.00	8.1
Vehicle Taxes, Fees & Licenses	\$899,191,722.56	7.1
Motor Fuel Taxes	\$604,608,634.62	4.8
Cigarette & Tobacco	\$349,376,597.26	2.8
Beverage Taxes & Licenses	\$184,449,700.98	1.5
All Other	\$453,928,354.72	3.6
	<b>\$12,595,338,914.99**</b>	

*\*Numbers may not add due to rounding.*

*\*\* City/County sales, use, and lodging taxes not included.*

<b>INCOME TAX GROSS COLLECTIONS</b>	<b>\$6,521,836,402.67</b>
Total Refunded	\$941,472,121.94
Net Income Tax Revenue (Individual and Corporate combined)	\$5,580,364,280.73
<b>Individual Income Tax (Net of Refunds)</b>	<b>\$4,926,347,583.91</b>

Single: For tax years 2024 and 2025, from 1/4 of 1% of the first \$1,000 of taxable income and graduated up to \$153.50 plus 4.75% of income over \$7,200.

Married: For tax years 2024 and 2025, from 1/4 of 1% of the first \$2,000 of taxable income and graduated up to \$307.00 plus 4.75% of income over \$14,400. (Taxpayers whose filing status is Head of Household use Married rates.)

The starting point to arrive at Oklahoma Taxable Income is Federal Adjusted Gross Income with certain specific exemptions.

Personal exemption: \$1,000 per exemption.

Standard deduction:                      Single:     \$6,350  
   Married:    \$12,700  
   Head of Household:    \$9,350

<b>Corporate Income Tax (Net of Refunds)</b>	<b>\$654,016,696.82</b>
--	-------------------------

Flat Rate: 4% of Oklahoma Taxable Income for tax years 2024 and 2025.

<b>SALES AND USE TAXES</b>	<b>\$3,503,691,509.12</b>
----------------------------	---------------------------

<b>State Sales Tax</b>	<b>\$2,668,406,820.37</b>
------------------------	---------------------------

Rate: 4.5% on the sale or rental of tangible personal property and on the furnishing of specific services.

<b>State Sales Tax on Motor Vehicles</b>	<b>\$153,011,941.22</b>
--	-------------------------

Rate: 1.25% on the sale of motor vehicles sold on or after July 1, 2017.

<b>State Use Tax</b>	<b>\$682,272,747.53</b>
----------------------	-------------------------

Rate: 4.5% on sales price of tangible personal property purchased out-of-state for use or consumption in Oklahoma.

<b>City/County Sales, Use, and Lodging Tax</b>	<b>\$3,386,355,345.75</b>
--	---------------------------

The Tax Commission collects city/county sales, use and lodging taxes on behalf of the localities. The total indicated on this line is not included in the total Sales & Use Tax amount above, but is included as a data point for reference.

	<u>City</u>	<u>County</u>
Sales Tax	\$2,410,646,991.40	\$405,104,389.22
Use Tax	\$464,246,897.47	\$89,957,694.40
Lodging Tax	\$8,893,305.93	\$7,506,067.33

<b>GROSS PRODUCTION TAXES</b>	<b>\$1,019,728,115.00</b>
-------------------------------	---------------------------

<b>Gross Production Tax on Oil and Natural Gas</b>	<b>\$1,004,291,851.95</b>
--	---------------------------

Natural Gas Collections	\$382,632,126.67
Oil & Mineral Collections	\$621,659,725.28

The base gross production tax rate for both oil and natural gas was 7%. Qualified new production was taxed at 5% for the first 36 months of production.

<b>Petroleum Excise Tax</b>	<b>\$15,436,263.05</b>
-----------------------------	------------------------

Oil and Gas Excise Tax: 0.095 of 1% of gross value.

<b>VEHICLE TAXES AND LICENSES</b>	<b>\$899,191,722.56</b>
-----------------------------------	-------------------------

Motor Vehicle Tax Collections	\$855,028,876.05
Vehicle Rental Tax	\$15,876,802.10
Overweight Truck Permits	\$14,592,000.00
Aircraft Excise Tax	\$10,530,840.31
License Reinstatement Fee	\$2,658,582.15
Aircraft License Fees	\$459,781.76
Motor Vehicle Tax Stamps	\$44,840.19

<b>MOTOR FUEL TAXES</b>	<b>\$604,608,634.62</b>
-------------------------	-------------------------

Gasoline Excise Tax	\$376,402,369.18
Rate: 19 cents per gallon on all gasoline sold, withdrawn from storage for sale or other use, and any portion used in this state of gasoline imported in fuel tanks of vehicles used for commercial purposes.	
Diesel Fuel Excise Tax	\$193,614,946.32
Rate: 19 cents per gallon on diesel used to propel vehicles on the highway, and any portion used in this state of such fuels imported in fuel tanks of vehicles used commercially.	
Storage Leakage Fund	\$34,033,995.27
Rate: \$50 per year in lieu of special fuel tax on liquefied petroleum gas (LPG) or natural gas used to propel automobiles, vans and pickup trucks not exceeding 1 ton capacity; \$100 per year for those not exceeding 1 ton capacity using methanol or "M-85"; and \$150 for those exceeding 1 ton capacity using LPG, methanol or "M-85".	
Compressed Natural Gas	\$460,777.98
Rate: 5 cents per gasoline gallon equivalent (gge) on compressed natural gas used or consumed as motor fuel in this state.	
Special Fuel Decal	\$65,711.00
Rate: 19 cents per gallon on special fuels.	
Special Fuel Tax	\$30,834.87
Liquefied Natural Gas	\$0.00
Rate: 5 cents per diesel gallon equivalent (dge) on liquefied natural gas used or consumed as motor fuel in this state.	



<b>CIGARETTE &amp; TOBACCO TAXES &amp; LICENSES</b>	<b>\$349,376,597.26</b>
---	-------------------------

Cigarette Tax	\$199,347,952.16
Cigarettes and Little Cigars: \$2.03 per pack of 20.	
Tobacco Products Tax	\$62,697,676.38
Large Cigars (3 lbs. Per M or more): 12 cents each. Smoking Tobacco: 80% of factory list price. Chewing Tobacco: 60% of factory list price.	
State / Tribal Compact Stamps	\$63,889,121.46
Tribal Cigarette/Tobacco Payments	\$23,283,602.26
Tobacco Products License	\$81,085.00
Cigarette License	\$77,160.00

<b>BEVERAGE TAXES AND LICENSES</b>	<b>\$184,449,700.98</b>
------------------------------------	-------------------------

Alcoholic Beverage Tax	\$71,788,195.75
Distilled spirits: \$ 1.47 per liter.      Wine: \$ 0.19 per liter. Sparkling wines: \$ 0.55 per liter.      Strong beer: \$12.50 per barrel.	
Mixed Beverage Gross Receipts Tax	\$112,555,189.54
A tax at the rate of 13.5% is levied on the total gross receipts from the sale, preparation or service of mixed beverages; ice or nonalcoholic beverages to be mixed with alcoholic beverages; admission charges to mixed beverage establishments; and on the total retail value of complimentary or discounted mixed beverages.	
Beverage License	\$106,315.69

<b>FRANCHISE TAX, REGISTERED AGENTS FEES, BUSINESS ACTIVITY TAX</b>	<b>\$31,403,005.64</b>
---	------------------------

Business Activity Tax	\$314.85
Corporations, associations, joint-stock companies and business trusts doing business in Oklahoma were required to pay BAT in an amount equal to their franchise tax paid for tax year 2010 or \$25 whichever was greater. All others doing business in Oklahoma were required to pay \$25. BAT expired at the end of 2012. Taxes on business activity during 2012 were due on July 1, 2013, and delinquent if not paid before September 15, 2013.	
Franchise Tax	\$28,738,383.19
For tax year 2023 and prior, a franchise tax is levied upon every corporation, association, joint-stock company and business trust organized under the laws of Okla. or doing business in Okla. Corps are taxed \$1.25 for each \$1,000 of capital invested/used in Okla.	
Registered Agents Fees	\$2,664,307.60
Foreign corporations are additionally assessed \$100 per year, payable to the Oklahoma Tax Commission, for the Secretary of State acting as their registered agent.	

<b>MISCELLANEOUS TAXES, FEES, LICENSES &amp; SPECIAL ACCOUNTS</b>	<b>\$422,525,349.08</b>
---	-------------------------

911 Fee	\$70,209,860.93
Beverage Tax	\$0.00
Admission Fees	\$0.00
Group Self-Insurance Premium Tax	\$0.00
Multiple Injury Trust Fund	\$55,906,588.12
Occupational Health & Safety Tax	\$1,568,246.12
Individual Self-Insurance Premium Tax	\$0.00
Workers Comp Ins Premium Tax	\$6,625,455.32
Documentary Stamp Tax	\$28,841,397.81
Freight Car Tax	\$1,647,246.06
Farm Implement Tax Stamps	\$10,150.50
Public Service Penalties	\$758.19
Bingo Tax	\$36,973.28
Computer Enhancement Fund	\$39,901,302.54
Income Tax Check-Offs	\$75,575.82
Cash Security Fund	\$343,585.41
Driving Record Fee	\$295,578.00
County Clerk Fees	\$932,721.06
Rural Electric Co-Op License	\$5,438.11
Energy Resources Assessment	\$17,594,251.95

Transportation & Reclamation Permits	\$44,259.66
Horse Track Gaming	\$33,306,480.25
Motor Fuel Charger	\$67,403.91
Medical Marijuana Tax	\$47,519,666.95
Special License Plates	\$0.00
Nascar License Plates	\$0.00
Organ Donor Program	\$245,481.29
Printing & Revolving Fund	\$6,580,567.24
Oklahoma Tax Commission Reimbursement Fund	\$11,290,246.40
Charity Games Tax	\$14,236.93
Pari-Mutuel Tax	\$908,258.58
Professional Sporting Event Ticket Fee	\$1,735,424.76
Pick Six/Pick Seven Wager	\$3,889.59
Prepaid Wireless 911 Fee	\$12,537.28
Service Charge Fee	\$21,527.74
Self Insurance Guaranty Fund	-\$221.59
Sustain Oklahoma Resources	\$898,502.74
Coin Operate Device Decals & Distribution Permits	\$2,530,914.48
Drug Tax Stamp	\$130.00
Electric Co-Op Tax	\$58,801,608.72

Fireworks License	\$0.00
Sales Tax Permits	\$644,581.64
Tourism Gross Receipts Tax	\$0.00
Telephone Surcharge	\$147,376.83
Sales Vendor List	\$1,050.00
Tire Recycling Fee	\$17,907,557.63
Unapplied Payments	\$2,340,833.30
Unclassified Receipts	\$374,351.61
Intercept Account	\$0.00
Wire Transmitter Fee	\$13,133,553.92

# **COMPARISON OF TAX COLLECTIONS**

## **PAST TWO YEARS**

### **2024 and 2025**

<b><u>SOURCE OF REVENUE</u></b>	<b><u>2025</u></b>	<b><u>2024</u></b>
Admission Fees	\$0.00	\$0.00
Aircraft Excise Tax	\$10,530,840.31	\$8,076,815.94
Aircraft License Fees	\$459,781.76	\$1,016,697.20
Alcoholic Beverage Tax	\$71,788,195.75	\$71,840,349.79
Beverage License	\$106,315.69	\$68,457.33
Beverage Tax	\$0.00	\$0.00
Bingo Tax	\$36,973.28	\$41,287.00
Business Activity Tax	\$314.85	\$661.14
Cash Security Fund	\$343,585.41	\$252,731.00
Charity Games Tax	\$14,236.93	\$20,979.52
Cigarette License	\$77,160.00	\$71,155.00
Cigarette Tax	\$199,347,952.16	\$214,571,088.45
Coin Operate Device Decals & Distribution Permits	\$2,530,914.48	\$2,100,545.00
Compressed Natural Gas	\$460,777.98	\$473,790.53
Computer Enhancement Fund	\$39,901,302.54	\$35,708,369.48
County Clerk Fees	\$932,721.06	\$701,669.99
Diesel Fuel Excise Tax	\$193,614,946.32	\$184,983,664.38
Documentary Stamp Tax	\$28,841,397.81	\$25,664,046.14
Driving Record Fee	\$295,578.00	\$380,880.00
Drug Tax Stamp	\$130.00	\$70.00
Electric Co-Op Tax	\$58,801,608.72	\$56,522,423.24
Energy Resources Assessment	\$17,594,251.95	\$17,989,399.83
Estate Tax	\$0.00	\$0.00
Farm Implement Tax Stamps	\$10,150.50	\$11,624.02
Fireworks License	\$0.00	\$0.00
Franchise Tax	\$28,738,383.19	\$54,362,019.98
Freight Car Tax	\$1,647,246.06	\$771,981.84

**SOURCE OF REVENUE****2025****2024**

Gasoline Excise Tax	\$376,402,369.18	\$374,408,252.84
Gross Production Tax - Gas Collections	\$382,632,126.67	\$431,410,391.41
Gross Production Tax - Oil & Mineral Collections	\$621,659,725.28	\$651,250,687.40
Group Self-Insurance Premium Tax	\$0.00	\$0.00
Horse Track Gaming	\$33,306,480.25	\$31,103,261.73
Income Tax - Individual Collections	\$5,623,847,948.25	\$5,218,405,415.25
Income Tax - Corporate Collections	\$897,988,454.42	\$911,957,480.32
Income Tax Check-Offs	\$75,575.82	\$97,860.00
Individual Self-Insurance Premium Tax	\$0.00	\$0.00
Intercept Account	\$0.00	\$0.00
License Reinstatement Fee	\$2,658,582.15	\$2,898,663.20
Liquefied Natural Gas	\$0.00	\$0.00
Lodging Tax - City	\$8,893,305.93	\$6,697,481.73
Lodging Tax - County	\$7,506,067.33	\$7,227,268.89
Medical Marijuana Tax	\$47,519,666.95	\$51,013,446.52
Mixed Beverage Gross Receipts Tax	\$112,555,189.54	\$108,539,546.03
Motor Fuel Charger	\$67,403.91	\$0.00
Motor Vehicle Collections	\$855,028,876.05	\$865,326,921.30
Motor Vehicle Tax Stamps	\$44,840.19	\$43,755.20
Multiple Injury Trust Fund	\$55,906,588.12	\$58,142,525.09
Nascar License Plates	\$0.00	\$0.00
Occupational Health & Safety Tax	\$1,568,246.12	\$1,308,307.96
Oklahoma Tax Commission Reimbursement	\$11,290,246.40	\$11,186,572.43
Organ Donor Program	\$245,481.29	\$242,120.18
Overweight Truck Permits	\$14,592,000.00	\$14,416,813.50
Pari-Mutuel Tax	\$908,258.58	\$1,048,539.79
Petroleum Excise Tax - Gas Collections	\$5,757,247.86	\$6,319,795.63
Petroleum Excise Tax - Oil Collections	\$9,679,015.19	\$11,618,129.56
Pick Six/Pick Seven Wager	\$3,889.59	\$3,849.71
911 Fee	\$70,209,860.93	\$57,998,702.26
Prepaid Wireless 911 Fee	\$12,537.28	\$111.25
Printing & Revolving Fund	\$6,580,567.24	\$4,909,300.09
Professional Sporting Event Ticket Fee	\$1,735,424.76	\$1,465,534.00
Public Service Penalties	\$758.19	\$17,572.00

**SOURCE OF REVENUE****2025****2024**

Registered Agents Fees	\$2,664,307.60	\$2,921,326.52
Rural Electric Co-Op License	\$5,438.11	\$5,000.10
Sales Tax	\$2,668,406,820.37	\$2,991,019,838.09
Sales Tax - Motor Vehicle	\$153,011,941.22	\$158,996,864.94
Sales Tax - City	\$2,410,646,991.40	\$2,394,596,430.05
Sales Tax - County	\$405,104,389.22	\$399,647,109.14
Sales Tax Permits	\$644,581.64	\$631,718.00
Sales Vendor List	\$1,050.00	\$450.00
Service Charge Fee	\$21,527.74	\$20,789.35
Special Fuel Decal	\$65,711.00	\$64,915.00
Special Fuel Tax	\$30,834.87	\$95,200.52
Special License Plates	\$0.00	\$0.00
State / Tribal Compact Stamps	\$63,889,121.46	\$73,518,976.77
Storage Leakage Fund	\$34,033,995.27	\$33,264,999.02
Sustain Oklahoma Resources	\$898,502.74	\$917,959.43
Telephone Surcharge	\$147,376.83	\$191,065.18
Tire Recycling Fee	\$17,907,557.63	\$18,491,204.15
Tobacco Products License	\$81,085.00	\$73,770.00
Tobacco Products Tax	\$62,697,676.38	\$63,169,739.47
Tourism Gross Receipts Tax	\$0.00	\$0.00
Transportation & Reclamation Permits	\$44,259.66	\$23,195.00
Tribal Cigarette/Tobacco Payments	\$23,283,602.26	\$24,096,589.11
Unapplied Payments	\$2,340,833.30	\$99,774.74
Unclassified Receipts	\$374,351.61	\$140,477.99
Use Tax	\$682,272,747.53	\$660,899,529.91
Use Tax - City	\$464,246,897.47	\$438,265,681.16
Use Tax - County	\$89,957,694.40	\$82,783,296.47
Vehicle Rental Tax	\$15,876,802.10	\$15,550,932.36
Wire Transmitter Fee	\$13,133,553.92	\$13,233,371.37
Workers Comp Ins Premium Tax	\$6,625,455.32	\$7,189,509.25
Self Insurance Guaranty Fund	- \$221.59	-\$36.57
	<b><u>\$16,923,166,382.68</u></b>	<b><u>\$16,884,598,688.59</u></b>

# **Apportionment of Statutory Revenues**

	<u><b>2025</b></u>	<u><b>2024</b></u>
1695T Tribal Trust Account	\$42,847,401.46	\$48,463,052.07
911 Fee	\$57,326,097.73	\$49,136,193.07
A Brotherhood Aiming Toward Education of Oklahoma	\$800.00	\$1,320.00
Ad Valorem Reimb. Fund	\$51,989,483.96	\$49,169,404.37
Adoption Creates Family	\$750.00	\$750.00
Ag-N-Class Fund	\$7,056.00	\$7,512.00
Alliance of Mental Health	\$7,140.00	\$10,080.00
Animal Friendly Revolving Fund	\$10,780.00	\$11,520.00
Attorney General Revolving Fund	\$120.00	\$200.00
Belle Maxine Hilliard Breast & Cerv Cancer Trtmt Rev Fund	\$614,450.02	\$644,950.07
Blind and Deaf Fund	\$0.00	\$0.00
Bombing Memorial Fund	\$0.00	\$0.00
Boy Scouts of America	\$560.00	\$760.00
Breast Cancer Act Rev Fund	\$0.00	\$5,940.00
Buffalo Soldier License Plates	\$1,200.00	\$1,040.00
Capital Improvement Program Rev Fund	\$0.00	\$0.00
Child Abuse Prevention Fund	\$920.00	\$980.00
Children Hosp Safe Kids Fund	\$0.00	\$0.00
Choose Life Assist Rev Fund	\$3,100.00	\$3,560.00
Cities & Counties	\$16,654,800.16	\$17,252,041.68
Colleges & Universities	\$661,600.00	\$621,560.00
Color Oklahoma Revolving Fund	\$6,740.00	\$7,700.00
Comm. Based Substance Abuse Rev Fund	\$0.00	\$0.00
Common Education Tech Fund	\$47,105,543.48	\$47,011,011.28
Community Water Infrastructure Dev Rev Fund	\$2,894,456.52	\$2,988,988.72
Comprehensive Cancer Ctr Debt	\$4,312,411.10	\$4,526,370.63
Compressed Natural Gas Conversion Safety and Reg Fund	\$628,338.00	\$598,961.00
Computer Enhancement Fund	\$22,989,055.80	\$19,081,537.16
Constitutional Reserve Fund	\$0.00	\$50,872,774.06
Corp Comm Plugging Fund	\$1,623,378.71	\$1,887,331.90
Corporation Commission Rev Fund	\$1,000,000.00	\$1,000,000.00
Corporation Commission Storage Tank Regulation Rev Fund	\$0.00	\$0.00
Counties for Roads	\$297,461,637.72	\$294,445,740.96
County Fair Enhancement Fund	\$0.00	\$0.00
County Improve for Road & Bridge	\$101,250,000.00	\$97,499,999.98
Crossing Christian School	\$1,160.00	\$1,780.00
Deer Creek Foundation	\$1,660.00	\$2,540.00
Department of Aerospace and Aeronautics Rev Fund	\$11,088,432.08	\$4,626,657.59



## **Apportionment of Statutory Revenues**

	<b><u>2025</u></b>	<b><u>2024</u></b>
Department of Civil Emergency Management	\$12,322,128.93	\$8,362,900.68
Department of Public Safety Restricted Fund	\$500,000.00	\$500,000.00
Department of Public Safety Rev Fund	\$0.00	\$0.00
Dept Career & Tech Educ Ag Rev Fund	\$640.00	\$700.00
Dept of Commerce Rev Fund	\$0.00	\$0.00
Dept of Commerce Revolving Fund	\$220.00	\$180.00
Dept of Environmental Quality Rev Fund	\$6,152,873.54	\$6,093,031.30
Downed Biker Association	\$1,540.00	\$1,720.00
DPS Imaging System Rev Fund	\$0.00	\$0.00
DPS Motorcycle Safety & Educ Rev Fund	\$374,556.00	\$431,397.00
DPS Patrol Vehicle Fund	\$850,000.00	\$850,000.00
Driving on Road Infrastructure with Vehicles of Electricity Rev Fund	\$2,847,383.06	\$2,194,950.00
Drug Abuse Education Rev Fund	\$130.00	\$70.00
Drug Money Launder & Wire Transmit	\$13,133,553.92	\$13,233,371.37
Ducks Unlimited Special Plate	\$4,300.00	\$4,620.00
Eastern Red Cedar Rev Fund	\$0.00	\$0.00
Education Reform Revolving Fund	\$895,428,014.23	\$909,165,915.03
EMT Death Benefit Rev Fund	\$2,580.00	\$3,340.00
Energy Resources Rev Fund	\$15,933,645.68	\$17,965,399.83
Environmental Education Revolving Fund	\$12,696.00	\$13,416.00
Environmental Trust Fund	\$0.00	\$0.00
Filmed in Oklahoma Program Revolving Fund	\$30,000,000.00	\$30,000,000.00
Firemans Museum & Building Mem Fund	\$60,780.00	\$74,120.00
Folds of Honor Incorporated	\$4,225.00	\$5,275.00
Folds of Honor Scholarship Program	\$2.00	\$185.00
Four H Club	\$320.00	\$240.00
General Revenue	\$7,941,735,448.09	\$7,770,512,451.08
Group Self Ins Assn Grty Fund	\$0.00	\$0.00
Health Care Enhancement Fund	\$115,328,146.85	\$123,786,617.24
Health Emp & Ecom Imp Act Rev Fund	\$30,788,291.20	\$32,315,895.03
Heartland Scholarship Fund 1605S	\$400.00	\$660.00
High Priority State Bridge Rev Fund	\$6,269,845.89	\$6,216,618.62
Higher Education Capital Fund	\$47,105,543.48	\$47,011,011.28
Higher Education Facilities Rev Fund	\$0.00	\$0.00
Higher Education Rev Fund	\$858.67	\$1,081.00
Historic Greenwood Dist Music Festival Fund	\$0.00	\$0.00
Historic Greenwood Dist./Juneteenth Festival	\$0.00	\$1,125.00
Hist. Greenwood Dist./Juneteenth Festival Plate	\$0.00	\$0.00

## **Apportionment of Statutory Revenues**

	<b><u>2025</u></b>	<b><u>2024</u></b>
Historical Society Revolving Fund	\$1,100.00	\$1,300.00
Indigent Health Care	\$0.00	\$0.00
Indigent Veteran Burial Fund	\$30.00	\$59.00
Indiv Self Insured Grty Fund	\$0.00	\$0.00
Intellectual Disabilities Revolving Fund	\$99,231.00	\$93,231.00
Interstate Oil Compact Fund	\$1,053,805.21	\$1,225,218.32
Junior Livestock Auction Scholarship Fund	\$0.00	\$0.00
Kansas State University	\$10,300.00	\$10,120.00
Law Enforcement Retirement Fund	\$11,187,919.10	\$11,483,659.03
Licensed Operator Performance Fund	\$3,030,752.73	\$3,266,594.97
March of Dimes	\$240.00	\$160.00
Medical Marijuana Tax Fund	\$47,506,561.96	\$51,012,896.33
Mental Health & Subst Abuse Serv Rev Fund	\$3,696,185.36	\$3,879,491.17
MFD Corporation Commission	\$0.00	\$0.00
Monarch Butterfly	\$204,180.00	\$106,840.00
Motor Vehicle Driver Ed Fund	\$900,000.00	\$900,000.00
Multiple Injury Trust Fund	\$56,740,621.43	\$59,560,907.26
Multiple Sclerosis Society Fund	\$0.00	\$0.00
Municipal Road Drilling Activity Rev Fund	\$5,000,000.00	\$5,000,000.00
NASCAR Racing Plates	\$1,048.80	\$929.20
Nat'l Stock Car Auto	\$91.20	\$80.80
Oil & Gas Division Rev Fund	\$2,700,000.00	\$2,700,000.00
OK Aeronautics Rev Fund	\$0.00	\$4,468,726.57
OK Bldg Bond Sinking Fund	\$22,406,866.14	\$23,841,297.58
OK Conservation Comm Infrastructure Rev Fund	\$2,894,456.52	\$2,988,988.72
OK Emergency Response Syst Stability & Imprvmt Rev Fund	\$1,505,325.98	\$1,477,335.57
OK Film Enhance Rebate Prgm Rev Fund	\$8,000,000.00	\$8,000,000.00
OK Health Care Authority Medicaid Prg Fund	\$36,819,620.55	\$38,646,553.65
OK Historical Society Cap Rev Fund	\$1,595,952.13	\$1,595,952.13
OK Horse Racing Commission Operation Expenses Rev Fund	\$912,148.17	\$1,052,389.50
OK Leukemia & Lymphoma Rev Fund	\$0.00	\$0.00
OK Petroleum Storage Tank Indemnity Fund	\$28,560,060.83	\$27,871,874.90
OK Student Aid Rev Fund	\$47,105,543.48	\$47,011,011.28
OK Tourism & Passenger Rail Rev Fund	\$2,850,000.00	\$2,850,000.00
OK Tourism & Recreation Capital Expenditure	\$2,894,456.52	\$2,988,988.72
OK Tourism Capital Improve Rev Fund	\$10,367,910.00	\$10,367,910.00
OK Tourism Promotion Rev Fund	\$5,757,235.89	\$5,757,235.89
OK Turnpike Authority Trust Fund	\$62,622,760.56	\$60,879,163.13
Okla Silver-Hair Legislator & Alumni Assoc Prg	\$463.00	\$2,666.00

**Apportionment of Statutory Revenues**

	<b><u>2025</u></b>	<b><u>2024</u></b>
Okla Viticulture & Enology Ctr Dev	\$350,000.00	\$350,000.00
Oklahoma AIDS Care Rev Fund	\$62.00	\$881.00
Oklahoma Cooperative Extension Service Fund	\$668,503.67	\$658,892.75
Oklahoma Emergency Responders Assistance Program	\$57.00	\$55.00
Oklahoma Honor Flights	\$0.00	\$0.00
Oklahoma Lion's Club Service Foundation	\$50.00	\$60.00
Oklahoma Local Development and Enterprise Incentive	\$6,805,384.33	\$563,888.36
Oklahoma Lupus Rev Fund	\$0.00	\$0.00
Oklahoma National Guard Museum Fund	\$1,400.00	\$1,760.00
Oklahoma Pet Overpopulation Fund	\$5,951.00	\$9,351.00
Oklahoma Route 66 Commission Rev Fund	\$6,600,000.00	\$6,600,000.00
Oklahoma Sports Eye Safety Program	\$0.00	\$0.00
Oklahoma Tax Commission Fund	\$43,424,252.35	\$41,121,311.31
Oklahoma Teacher Recruitment Revolving Fund	\$2,420.00	\$3,240.00
Oklahoma Tennis Foundation	\$1,940.00	\$2,360.00
Oklahoma Women Veterans Organization	\$3,460.00	\$4,980.00
Organ Donor Rev Fund	\$243,026.46	\$239,698.99
OSU Center for Local Government Technology Fund	\$5,916,257.56	\$5,831,200.84
OSU Coll Osteo Med Rev Fund	\$4,312,411.10	\$4,526,370.63
OSU Government Technology Reserve	\$100,275.56	\$98,833.90
OTC Reimbursement Fund	\$11,448,491.40	\$11,331,497.43
Pancreatic Cancer Research Fund	\$940.00	\$1,520.00
Patriot License	\$11,440.00	\$14,020.00
Pioneers of the Prairie	\$344,180.00	\$335,520.00
Pittsburg State University	\$2,840.00	\$3,640.00
Prepaid Wireless 911 Fee	\$0.00	\$0.00
Public School Classroom Support Fund	\$1,109.00	\$6,452.00
Public Transit Rev Fund	\$3,850,000.00	\$3,850,000.00
Quarter Horse Revolving Fund	\$2,940.00	\$3,360.00
Railroad Maintenance Rev Fund	\$1,394,528.49	\$771,981.84
Rebuild OK Access & Driver Safety Fund	\$590,000,000.00	\$590,000,000.00
Revenue Stabilization Fund	\$23,357,992.38	\$262,224,300.00
Route 66 Motorcycle Plate	\$560.00	\$640.00
Rural Economic Action Plan Water Projects Fund	\$0.00	\$0.00
Self Ins Guar Fund	\$0.00	\$0.00
SO Computer Imaging System	\$6,520,097.25	\$6,078,921.75
SO Realtor Lic - Spec Program Asst Rev Fund	\$3,380.00	\$4,020.00
SO Reimbursement Fund	\$3,587,643.84	\$3,653,606.86
SO Revolving Fund	\$13,330,053.14	\$12,473,732.38

<b><u>Apportionment of Statutory Revenues</u></b>	<b><u>2025</u></b>	<b><u>2024</u></b>
Special Occup Hlth & Safety Fd	\$1,568,246.12	\$1,308,307.96
State Hwy Construct & Maint Fund	\$3,947,437.78	\$4,080,186.01
State Public Safety Fund	\$25,388,938.00	\$27,055,309.00
State Regents Higher Education	\$0.00	\$0.00
State Transportation Rev Fund	\$196,492,042.85	\$195,908,518.67
State Vocational Tech Fund	\$858.66	\$1,081.00
Statewide Circuit Engineering District Rev Fund	\$4,989,513.58	\$4,977,768.27
Support Court Appointed Spec Advocates	\$34,041.81	\$38,858.00
Support of Dom Violence/Sexual Assault Serv	\$0.00	\$0.00
Support of Okla Common Schools	\$0.00	\$0.00
Support of Okla Medicaid Program	\$0.00	\$0.00
Support of Okla National Guard	\$0.00	\$0.00
Support of Okla Road & Hwy Maintenance	\$0.00	\$0.00
Support of Volunteer Fire Depts	\$0.00	\$0.00
Support Our Troops	\$1,350.00	\$1,575.00
Support Programs for Regional Food Banks	\$222.00	\$10,385.00
Sustain Okla Energy Res	\$871,547.66	\$890,420.65
Table 3 - to Counties for Roads	\$0.00	\$0.00
Tax Commission Compliance Fund	\$0.00	\$0.00
Teacher Retire Benefit Fund	\$0.00	\$0.00
Teachers Retire Rev Fund	\$452,926,761.30	\$456,258,806.41
Telecom for Hear Impaired Rev Fund	\$146,592.16	\$191,065.18
To Cities - For Admission Fees	\$0.00	\$0.00
To Corporation Commission (Adv Dep.)	\$9,776,468.17	\$6,372,200.79
To Counties - CBRIF	\$33,052,793.99	\$32,971,391.22
To Counties - For Admission Fees	\$0.00	\$0.00
To Counties - for Cities & Towns	\$45,595,251.35	\$45,609,586.51
To Counties - for County Government	\$5,993,064.45	\$5,993,064.45
To Counties - For County Road Fund	\$20,148,719.33	\$18,701,249.31
To Counties for Ad Valorem Distribution	\$0.00	\$8,786.02
To Counties for Roads CRIRF	\$28,161,530.48	\$26,138,425.71
To Counties/Aircraft Mfg Fee	\$0.00	\$0.00
To Participating Tribes	\$26,120,361.46	\$25,723,595.89
To School Districts	\$403,720,754.89	\$404,889,926.97
Tobacco Prevent & Cessation Rev Fund	\$920,787.22	\$966,460.46
Tobacco Products Tax Enforcement Unit Fund	\$32,466.73	\$0.00
Tourism Dept Revolving Fund - Route 66	\$12,480.00	\$14,500.00
Tourism Dept Revolving Fund - State Parks	\$19,297.00	\$18,929.00
Trans 1695A Qlty Event	\$1,481,038.51	\$615,924.73
Trans to 1695A Cities & Towns	\$5,505,920.35	\$5,492,007.99
Trans to Acct 1695A Co Clerk	\$890,838.00	\$666,936.00

**Apportionment of Statutory Revenues****2025****2024**

Trans to Acct 1695E Qualified Manufacturer Trauma	\$0.00	\$0.00
Care Assist Rev Fund	\$13,582,960.81	\$13,885,710.38
Tribal License Plate	\$11,196,200.74	\$10,792,677.53
Tulsa Juneteenth Festival	\$11,900.00	\$9,925.00
Tulsa Recon Educ/Scholarship Fund	\$0.00	\$0.00
U.S. Olympic Committee	\$1,012.00	\$828.00
Urban Forest & Beauty Revolving Fund	\$11,800.00	\$9,380.00
Used Tire Recycling Indemnity Fund	\$13,783,044.39	\$14,229,665.33
Weigh Station Improvement Rev Fund	\$0.00	\$0.00
Wildlife Conservation Fund	\$233,382.86	\$235,837.50
Wildlife Diversity Fund	\$102,811.01	\$110,610.00
Workers' Compensation Administrative Fund	\$250,000.00	\$250,000.00
Workers' Compensation Commission Rev Fund	\$5,500,000.00	\$5,500,000.00
YMCA Youth & Government Program	\$15,917.00	\$10,300.00
	<b><u>\$12,180,552,061.03</u></b>	<b><u>\$12,298,376,423.70</u></b>

# Apportionment and Revenue

Chart depicting where the revenue was collected from and where the revenue was apportioned.

<u>Where it came from</u>		<u>Where it went</u>	
<b>Admission Fees</b>		General Revenue Fund	\$0.00
		To Counties - For Admission Fees	\$0.00
		To Cities - For Admission Fees	\$0.00
<b>Aircraft Excise Tax</b>			
Collections	\$10,530,840.31	Oklahoma Aerospace and Aeronautics Revolving Fund	\$10,551,717.98
Transfer from J3 Aircraft License Fees	\$22,116.42	General Revenue Fund	\$0.00
		Reserve*	\$1,238.75
<b>Aircraft License Fees</b>			
Collections	\$459,781.76	General Revenue Fund	\$16,175.60
Transfer from J45 Motor Vehicle Collections	\$17,093.09	Oklahoma Aerospace and Aeronautics Revolving Fund	\$426,010.82
Balance, July 1	-\$13,800.76	To Counties/Aircraft Mfg Fee	\$0.00
		Reserve*	-\$1,228.75
<b>Alcoholic Beverage Tax</b>			
Collections	\$71,788,195.75	Oklahoma Tax Commission Fund	\$2,153,645.86
		Okla Viticulture & Enology Ctr Dev	\$350,000.00
		General Revenue Fund	\$46,073,033.26
		To Counties - for Cities & Towns	\$23,211,516.63

<u>Where it came from</u>		<u>Where it went</u>	
<b>Beverage License</b>			
Collections	\$106,315.69	General Revenue Fund	\$0.00
Balance, July 1	\$479,534.56	Comm. Based Substance Abuse Rev Fd	\$0.00
		Refunded	\$2,050.00
		Reserve*	\$583,800.25
<b>Beverage Tax</b>			
Balance, July 1	\$1,376.00	General Revenue Fund	\$0.00
		Reserve*	\$1,376.00
<b>Bingo Tax</b>			
Collections	\$36,973.28	General Revenue Fund	\$32,490.56
Balance, July 1	-\$4,482.72		
<b>Business Activity Tax</b>			
Collections	\$314.85	General Revenue Fund	\$0.00
Balance, July 1	-\$32,502.03	Education Reform Rev Fd	\$0.00
		Teachers Retire Rev Fd	\$0.00
		Ad Valorem Reimb. Fund	\$0.00
<b>Cash Security Fund</b>			
Collections	\$343,585.41	Refunded	\$21,600.00
Balance, July 1	\$4,705,833.68	Reserve*	\$5,027,819.09
<b>Charity Games Tax</b>			
Collections	\$14,236.93	General Revenue Fund	\$18,719.65
Balance, July 1	\$4,482.72		
<b>Cigarette License</b>			
Collections	\$77,160.00	OTC Reimbursement Fund	\$77,160.00

<u>Where it came from</u>		<u>Where it went</u>	
<b>Cigarette Tax</b>			
Collections	\$199,347,952.16	OK Bldg Bond Sinking Fd	\$22,406,866.14
Transfer from J74	\$7,844.33	Health Emp & Ecom Imp Act Rev Fd	\$17,194,619.36
State / Tribal Compact			
Stamps			
		Comprehensive Cancer Ctr Debt	\$2,408,493.81
		Trauma Care Assist Rev Fd	\$5,845,858.80
		OSU Coll Osteo Med Rev Fd	\$2,408,493.81
		OK Health Care Authority Medicaid Prgm Fd	\$20,561,834.01
		Mental Health & Subst Abuse Serv Rev Fd	\$2,065,536.79
		Belle Maxine Hilliard Breast & Cerv Cancer Treatment Rev Fd	\$342,957.03
		Teachers Retirement Syst Rev Fd	\$779,447.84
		Education Reform Rev Fd	\$1,613,457.04
		Tobacco Prevent & Cessation Rev Fd	\$514,435.59
		General Revenue Fund	\$12,681,616.36
		Cities & Counties	\$11,528,033.54
		OK Emergency Response Syst Stability & Imprvmt Rev Fd	\$0.00
		Health Care Enhancement Fd	\$99,004,146.37
<b>Coin Operate Device Decals &amp; Distribution Permits</b>			
Collections	\$2,530,914.48	General Revenue Fund	\$2,529,996.98
		Refunded	\$917.50
<b>Compressed Natural Gas</b>			
Collections	\$460,777.98	Transfer to Gasoline Excise Tax	\$450,987.98
		Refunded	\$9,790.00
<b>Computer Enhancement Fund</b>			
Collections	\$39,901,302.54	Computer Enhancement Fund	\$22,989,055.80
		Oklahoma Tax Commission Fund	\$16,912,246.74
<b>County Clerk Fees</b>			
Collections	\$932,721.06	Trans to Acct 1695A Co Clerk	\$890,838.00
Balance, July 1	\$175,079.65	Reserve*	\$216,962.71



<u>Where it came from</u>		<u>Where it went</u>	
<b>Diesel Fuel Excise Tax</b>			
Collections	\$193,614,946.32	To Participating Tribes	\$7,846,251.87
Cancelled Vouchers	\$11,555.70	High Priority State Bridge Rev Fd	\$1,498,048.26
Balance, July 1	\$5,000,000.00	State Transportation Rev Fd	\$70,341,313.12
		Counties for Roads	\$32,795,401.92
		Statewide Circuit Engineering District Rev Fd	\$517,311.63
		Counties for Bridge & Road Improvement Fund	\$3,621,181.41
		Rebuild OK Access & Driver Safety Fd	\$57,741,644.57
		MFD Corporation Commission	\$0.00
		To Corporation Commission (Adv Dep.)	\$9,776,468.17
		Refunded	\$10,276,923.44
		Reserve*	\$4,211,957.63
<b>Documentary Stamp Tax</b>			
Collections	\$28,841,397.81	OSU Center for Local Government Technology Fund	\$5,916,257.56
Cancelled Vouchers	\$679.28	Oklahoma Cooperative Extension Service Fund	\$668,503.67
		OSU Government Technology Reserve	\$100,275.56
		General Revenue Fund	\$22,149,523.26
		Refunded	\$7,517.04
<b>Driving Record Fee</b>			
Collections	\$295,578.00	General Revenue Fund	\$295,578.00
<b>Drug Tax Stamp</b>			
Collections	\$130.00	Drug Abuse Education Rev Fd	\$130.00
<b>Electric Co-Op Tax</b>			
Collections	\$58,801,608.72	School Districts	\$55,930,554.54
Balance, July 1	\$1,171.80	General Revenue Fund	\$2,943,713.40
		Reserve*	-\$71,487.42
<b>Energy Resources Assessment</b>			
Collections	\$17,594,251.95	Energy Resources Rev Fd	\$15,933,645.68
		Oklahoma Tax Commission Fund	\$24,000.00
		Reserve*	\$1,636,606.27
<b>Estate Tax</b>			
Balance, July 1	\$5,665.00	General Revenue Fund	\$0.00
		Reserve*	\$5,665.00
<b>Farm Implement Tax Stamps</b>			
Collections	\$10,150.50	General Revenue Fund	\$10,150.50
<b>Fireworks License</b>			
		General Revenue Fund	\$0.00

**Where it came from****Where it went****Franchise Tax**

Collections	\$28,738,383.19	General Revenue Fund	\$22,666,028.36
Cancelled Vouchers	\$3,512.07	Refunded	\$690,558.48
		Reserve*	\$5,353,121.24

**Freight Car Tax**

Collections	\$1,647,246.06	Railroad Maintenance Rev Fd	\$1,394,528.49
		Refunded	\$252,717.57

**Gasoline Excise Tax**

Collections	\$376,402,369.18	To Participating Tribes	\$16,764,204.36
Cancelled Vouchers	\$3,253.87	Oklahoma Aerospace and Aeronautics Revolving Fund	\$99,399.28
Transfer from J14			
Compressed Natural Gas	\$450,987.98	General Revenue Fund	\$1,936,786.40
		High Priority State Bridge Rev Fd	\$4,771,797.63
		Statewide Circuit Engineering District Rev Fd	\$1,227,453.18
		State Transportation Rev Fd	\$123,941,745.22
		Trans to 1695A Cities & Towns	\$5,505,920.35
		Counties for Roads	\$88,197,502.92
		Public Transit Rev Fd	\$850,000.00
		OK Tourism & Passenger Rail Rev Fd	\$850,000.00
		OK Turnpike Authority Trust Fund	\$62,622,760.56
		Counties for Bridge & Road Improvement Fund	\$6,745,119.50
		Rebuild OK Access & Driver Safety Fd	\$59,025,185.35
		Refunded	\$4,318,736.28

**Gross Production Tax - Gas Collections**

Collections	\$382,632,126.67	General Revenue Fund	\$336,419,136.22
Cancelled Vouchers	\$169,778.43	To Counties - For Roads	\$32,802,553.62
		To School Districts	\$32,802,553.62
		Revenue Stabilization Fund	\$0.00
		Refunded	\$1,177,643.82
		Reserve*	-\$20,399,982.18

**Where it came from****Where it went****Gross Production Tax - Oil & Mineral  
Collections**

Collections	\$621,659,725.28	General Revenue Fund	\$356,587,558.02
		To School Districts	\$53,583,585.41
		To Counties - For Roads	\$53,583,585.41
		Common Education Tech Fund	\$47,105,543.48
		Higher Education Capital Fund	\$47,105,543.48
		OK Student Aid Rev Fd	\$47,105,543.48
		OK Tourism & Recreation Capital Expenditure	\$2,894,456.52
		OK Conservation Comm Infrastructure Rev Fd	\$2,894,456.52
		Community Water Infrastructure Dev Rev Fd	\$2,894,456.52
		Counties for Bridge & Road Improvement Fund	\$22,685,651.49
		Statewide Circuit Engineering District Rev Fd	\$3,244,628.40
		Rural Economic Action Plan Water Projects Fd	\$0.00
		Revenue Stabilization Fund	\$0.00
		Refunded	\$65,266.79
		Reserve*	-\$18,090,550.24

**Group Self-Insurance Premium Tax**

Group Self Ins Assn Grty Fd	\$0.00
-----------------------------	--------

**Horse Track Gaming**

Collections	\$33,306,480.25	General Revenue Fund	\$3,996,777.63
		Education Reform Rev Fd	\$29,309,702.62

**Where it came from****Where it went****Income Tax - Individual Collections**

Collections	\$5,623,847,948.25	Trans to 1695C	\$672,782,253.95
Cancelled Vouchers	\$96,362.56	Trans to 1695S	\$20,741,590.83
Amount Returned	\$89,659.00	Ad Valorem Reimb. Fund	\$45,452,094.09
Amount Returned	\$307,862.37	Education Reform Rev Fd	\$379,070,464.81
		General Revenue Fund	\$3,586,414,945.50
		1695Q Quality Jobs Program	\$49,223,785.03
		Economic Development Pooled Finance Funds	\$91,707,623.97
		1695P Parental Choice Program	\$214,347,990.99
		1695W Workers Comp Assessment Rebate Fd	\$25,905,668.00
		Teachers Retire Rev Fd	\$238,623,494.04
		Rebuild OK Access & Driver Safety Fd	\$252,648,411.85
		OK Tourism & Passenger Rail Rev Fd	\$2,000,000.00
		Public Transit Rev Fd	\$3,000,000.00
		OK Film Enhance Rebate Prgm Rev Fd	\$8,000,000.00
		Filmed in Oklahoma Program Revolving Fund	\$30,000,000.00
		Compressed Natural Gas Conversion Safety and Regulation Fd	\$350,627.00
		Refunded	\$4,072,882.12

**Income Tax - Corporate Collections**

Collections	\$897,988,454.42	Trans to 1695C	\$243,971,757.60
		Ad Valorem Reimb. Fund	\$6,537,389.87
		Education Reform Rev Fd	\$107,866,932.67
		General Revenue Fund	\$481,655,374.15
		Teachers Retire Rev Fd	\$34,321,296.75
		Compressed Natural Gas Conversion Safety and Regulation Fd	\$277,711.00
		Constitutional Reserve Fund	\$0.00
		Revenue Stabilization Fund	\$23,357,992.38

**Where it came from**  
**Income Tax Check-Offs**

Collections  
 Balance, July 1

\$75,575.82  
 -\$2.00

**Where it went**

Support Court Appointed Spec Advocates	\$34,041.81
Breast Cancer Act Rev Fund	\$0.00
Blind and Deaf Fund	\$0.00
Bombing Memorial Fund	\$0.00
County Fair Enhancement Fund	\$0.00
Tulsa Recon Educ/Scholarship Fund	\$0.00
Folds of Honor Scholarship Program	\$2.00
Indigent Health Care	\$0.00
Capital Improvement Program Rev Fd	\$0.00
Wildlife Diversity Fund	\$24,331.01
Junior Livestock Auction Scholarship Fd	\$0.00
Multiple Sclerosis Society Fund	\$0.00
OK Leukemia & Lymphoma Rev Fd	\$0.00
Support of Okla Medicaid Program	\$0.00
Oklahoma Pet Overpopulation Fund	\$331.00
Support of Okla Road & Hwy Maintenance	\$0.00
Support Programs for Regional Food Banks	\$222.00
Support of Okla Common Schools	\$0.00
Okla Silver-Hair Legislator & Alumni Assoc Prg	\$463.00
Dept of Commerce Rev Fd	\$0.00
Support of Okla National Guard YMCA	\$0.00
Youth & Government Program Eastern	\$15,917.00
Red Cedar Rev Fd	\$0.00
Oklahoma Honor Flights	\$0.00
Support of Dom Violence/Sexual Assault Serv	\$0.00
Support of Volunteer Fire Depts	\$0.00
Oklahoma Lupus Rev Fd	\$0.00
Oklahoma Sports Eye Safety Program	\$0.00
Historic Greenwood District	\$0.00
Public School Classroom Support Fund	\$109.00
Support of Oklahoma General Revenue Fund	\$10.00
Indigent Veteran Burial Fund	\$30.00
Oklahoma Emergency Responders	\$57.00

**Where it came from****Where it went**

		Assistance Program	
		Oklahoma AIDS Care Rev Fd	\$62.00
		Reserve*	-\$2.00
<b>Individual Self-Insurance Premium Tax</b>		Indiv Self Insured Grty Fd	\$0.00
<b>Intercept Account</b>		Trans to Acct 1695S	\$0.00
<b>Lodging Tax - City</b>			
Collections	\$8,893,305.93	#1695B to Cities/Counties	\$8,848,839.36
Interest Earned - 1695B	\$13,136.03	Oklahoma Tax Commission Fund	\$44,466.57
		Interest to Cities/Counties	\$13,136.03
<b>Lodging Tax - County</b>			
Collections	\$7,506,067.33	#1695B to Cities/Counties	\$7,467,694.33
Interest Earned -1695B	\$11,179.38	Oklahoma Tax Commission Fund	\$37,526.08
		Interest to Cities/Counties	\$11,179.38
		Refunded	\$846.92
<b>Medical Marijuana Tax</b>			
Collections	\$47,519,666.95	Medical Marijuana Tax Fund	\$47,506,561.96
		Refunded	\$13,104.99
<b>Mixed Beverage Gross Receipts Tax</b>			
Collections	\$112,555,189.54	General Revenue Fund	\$112,467,875.40
Cancelled Vouchers	\$1,301.07	Refunded	\$88,615.21
<b>Motor Fuel Charger</b>			
Collections	\$67,403.91	Driving on Road Infrastructure with Vehicles of Electricity RF	\$115,175.06
		Reserve*	-\$47,771.15

**Where it came from****Where it went****Motor Vehicle Collections**

Collections	\$855,028,876.05	Oklahoma Tax Commission Fund	\$0.00
Drivers Lic. Reinstatement Fee	\$2,658,582.15	To School Districts	\$261,404,061.32
Overweight Truck Permits	\$14,592,000.00	General Revenue Fund	\$50,441,523.17
Transfer from J52 Overweight Truck Permits	\$8,512,000.00	State Transportation Rev Fd	\$2,141,069.95
Motor Vehicle Rental Tax	\$7,027,987.11	County Road Fund	\$20,148,719.33
Transfer from J89 Vehicle Rental Tax	\$8,848,436.06	County Government	\$5,993,064.45
		Cities and Towns	\$22,383,734.72
		Law Enforcement Retirement Fund	\$11,183,019.10
		Wildlife Conservation Fund	\$233,382.86
		County Road Improvement Revolving Fund	\$28,161,530.48
		County Improve for Road & Bridge	\$101,250,000.00
		Table 3 - to Counties for Roads	\$0.00
		Department of Public Safety Rev Fund	\$0.00
		DPS Motorcycle Safety & Educ RF	\$374,556.00
		OTC Reimbursement Fund	\$0.00
		Department of Public Safety Restricted Fund	\$500,000.00
		Motor Vehicle Driver Ed Fund	\$900,000.00
		Trauma Care Assist Rev Fd	\$4,620,114.50
		DPS Patrol Vehicle Fund	\$850,000.00
		DPS Imaging System Rev Fund	\$0.00
		State Hwy Construct & Maint Fund	\$3,947,437.78
		State Public Safety Fund	\$25,388,938.00
		Tribal License Plates	\$6,716,168.26
		Rebuild OK Access & Driver Safety Fd	\$220,584,758.23
		To Counties For Roads	\$90,073,060.96
		Driving on Road Infrastructure with Vehicles of Electricity RF	\$2,732,208.00
		SO Revolving Fund	\$13,327,598.31
		SO Reimbursement Fund	\$3,228,826.60
		SO Computer Imaging System Licensed	\$6,520,097.25
		Operator Performance Fund	\$3,030,752.73
		Transfer	\$977,494.20

**Where it came from****Where it went****Motor Vehicle Tax Stamps**

Collections	\$44,840.19	General Revenue Fund	\$44,840.19
-------------	-------------	----------------------	-------------

**Multiple Injury Trust Fund**

Collections	\$55,906,588.12	Multiple Injury Trust Fund	\$55,870,010.24
		Refunded	\$36,577.88

**Nascar License Plates**

Transfer from J44 Motor Vehicle Collections	\$1,930.40	NASCAR Racing Plates	\$1,048.80
Transfer from J45 Motor Vehicle Collections	\$2,223.04	Nat'l Stock Car Auto	\$91.20
		General Revenue Fund	\$602.04
		SO Reimbursement Fund	\$2,411.40

**Occupational Health & Safety Tax**

Collections	\$1,568,246.12	Special Occup Hlth & Safety Fd	\$1,568,246.12
		General Revenue Fund	\$0.00

**Oklahoma Tax Commission Reimbursement**

Collections	\$11,290,246.40	OTC Reimbursement Fund	\$11,290,246.40
-------------	-----------------	------------------------	-----------------

**Organ Donor Program**

Collections	\$245,481.29	Department of Public Safety Rev Fund	\$0.00
		Service Oklahoma Rev Fund	\$2,454.83
		Organ Donor Rev Fund	\$243,026.46

**Pari-Mutuel Tax**

Collections	\$908,258.58	OK Horse Racing Commission Operational Expenses Rev Fd.	\$908,258.58
-------------	--------------	--	--------------

**Petroleum Excise Tax - Gas Collections**

Collections	\$5,757,247.86	General Revenue Fund	\$3,381,173.24
Cancelled Vouchers	\$3,942.64	Oil & Gas Division Rev Fd	\$1,350,000.00
		Interstate Oil Compact Fund	\$391,761.05
		Corp Comm Plugging Fund	\$604,566.32
		Refunded	\$33,689.89

**Petroleum Excise Tax - Oil Collections**

Collections	\$9,679,015.19	General Revenue Fund	\$6,648,151.58
		Oil & Gas Division Rev Fd	\$1,350,000.00
		Interstate Oil Compact Fund	\$662,044.16
		Corp Comm Plugging Fund	\$1,018,812.39
		Refunded	\$7.06

**Pick Six/Pick Seven Wager**

Collections	\$3,889.59	OK Horse Racing Commission Op Exp. RF	\$3,889.59
		General Revenue Fund	\$0.00



**Where it came from****Where it went**

<b>911 Fee</b>			
Collections	\$70,209,860.93	Oklahoma Tax Commission Fund	\$561,605.81
		Department of Civil Emergency Management	\$12,322,128.93
		911 Fee	\$57,326,097.73
		Refunded	\$4,462.85
		Reserve*	-\$4,434.39
<b>Prepaid Wireless 911 Fee</b>			
Collections	\$12,537.28	Oklahoma Tax Commission Fund	\$0.00
Balance, July 1	-\$1,586.24	Prepaid Wireless 911 Fee	\$0.00
		Reserve*	\$10,951.04
<b>Printing &amp; Revolving Fund</b>			
Collections	\$6,580,567.24	Oklahoma Tax Commission Fund	\$6,579,840.38
		Refunded	\$726.86
<b>Professional Sporting Event Ticket Fee</b>			
Collections	\$1,735,424.76	General Revenue Fund	\$1,735,424.76
<b>Public Service Penalties</b>			
Collections	\$758.19	Counties for Ad Valorem Distribution	\$0.00
		General Revenue Fund	\$0.00
		Reserve*	\$758.19
<b>Registered Agents Fees</b>			
Collections	\$2,664,307.60	General Revenue Fund	\$2,664,307.60
<b>Rural Electric Co-Op License</b>			
Collections	\$5,438.11	General Revenue Fund	\$5,438.11

**Where it came from****Where it went****Sales Tax**

Collections	\$2,668,406,820.37	Education Reform Rev Fd	\$272,867,905.55
Cancelled Vouchers	\$599,670.95	Trans 1695A Qlty Event	\$1,481,038.51
Interest Earned - 1695B	\$3,998,491.44	Teachers Retire Rev Fd	\$136,955,688.75
		General Revenue Fund	\$2,177,105,074.98
		OK Tourism Promotion Rev Fd	\$4,706,500.70
		OK Tourism Capital Improve Rev Fd	\$8,468,906.02
		OK Historical Society Cap Rev Fd	\$1,365,533.39
		Tax Commission Compliance Fd	\$0.00
		State Hwy Construct & Maint Fund	\$0.00
		Railroad Maintenance Rev Fd	\$0.00
		Oklahoma Local Development and Enterprise Incentive	\$6,742,214.91
		Oklahoma Route 66 Commission Rev Fd	\$6,208,667.59
		Municipal Road Drilling Activity Rev Fd	\$5,000,000.00
		Refunded	\$52,103,452.36

**Sales Tax - Motor Vehicle**

Collections	\$153,011,941.22	Education Reform Rev Fd	\$16,005,049.04
Interest Earned - 1695B	\$228,598.50	General Revenue Fund	\$123,422,548.65
		Teachers Retire Rev Fd	\$8,033,126.91
		OK Tourism Promotion Rev Fd	\$293,499.30
		OK Tourism Capital Improve Rev Fd	\$531,093.98
		OK Historical Society Cap Rev Fd	\$83,856.95
		STS MV - Tribe 1	\$1,087,530.46
		STS MV - Tribe 2	\$2,950,996.88
		STS MV - Tribe 3	\$441,505.14
		Oklahoma Route 66 Commission Rev Fd	\$391,332.41

**Sales Tax - City**

Collections	\$2,410,646,991.40	#1695B to Cities/Counties	\$2,398,610,021.85
Interest Earned - 1695B	\$3,569,830.46	Oklahoma Tax Commission Fund	\$12,036,969.55
		Interest to Cities/Counties	\$3,569,830.46

**Sales Tax - County**

Collections	\$405,104,389.22	#1695B to Cities/Counties	\$403,081,905.25
Interest Earned - 1695B	\$599,503.33	Oklahoma Tax Commission Fund	\$2,022,483.97
		Interest to Cities/Counties	\$599,503.33

**Where it came from****Where it went****Sales Tax Permits**

Collections	\$644,581.64	General Revenue Fund	\$644,581.64
-------------	--------------	----------------------	--------------

**Sales Vendor List**

Collections	\$1,050.00	Oklahoma Tax Commission Fund	\$1,200.00
		Reserve*	-\$150.00

**Service Charge Fee**

Collections	\$21,527.74	Oklahoma Tax Commission Fund	\$21,527.74
-------------	-------------	------------------------------	-------------

**Special Fuel Decal**

Collections	\$65,711.00	General Revenue Fund	\$17,737.37
		State Transportation Rev Fd	\$47,973.63

**Special Fuel Tax**

Collections	\$30,834.87	General Revenue Fund	\$346.29
		State Transportation Rev Fd	\$19,940.93
		Counties for Roads	\$9,532.89
		Statewide Circuit Engineering District Rev Fd	\$120.37
		Counties for Bridge & Road Improvement Fund	\$841.59
		Refunded	\$52.80

**Where it came from****Where it went****Special License Plates**

Transfer from J44 Motor Vehicle Collections	\$975,563.80	OTC Reimbursement Fund	\$0.00
Transfer from J45 Motor Vehicle Collections	\$1,024,449.04	Wildlife Diversity Fund	\$78,480.00
		State Regents Higher Education	\$0.00
		Intellectual Disabilities Revolving Fund	\$99,231.00
		Environmental Education Revolving Fund	\$12,696.00
		Firemans Museum & Building Mem Fd	\$60,780.00
		Child Abuse Prevention Fund	\$920.00
		Historical Society Revolving Fund	\$1,100.00
		Tourism Dept Revolving Fund - Route 66	\$12,480.00
		Tourism Dept Revolving Fund - State Parks	\$19,297.00
		Heartland Scholarship Fd 1605S	\$400.00
		U.S. Olympic Committee	\$1,012.00
		Colleges & Universities	\$661,600.00
		EMT Death Benefit Rev Fund	\$2,580.00
		Breast Cancer Act Rev Fund	\$0.00
		Attorney General Revolving Fund	\$120.00
		Children Hosp Safe Kids Fund	\$0.00
		Law Enforcement Retirement Fund	\$4,900.00
		Ag-N-Class Fund	\$7,056.00
		Boy Scouts of America	\$560.00
		Four H Club	\$320.00
		Education Reform Rev Fd	\$858.67
		Higher Education Rev Fund	\$858.67
		State Vocational Tech Fund	\$858.66
		Teacher Retire Benefit Fd	\$0.00
		Adoption Creates Family	\$750.00
		Choose Life Assist Rev Fund	\$3,100.00
		Dept Career & Tech Educ Ag Rev Fund	\$640.00
		Oklahoma Lion's Club Service Foundation	\$50.00
		Color Oklahoma Revolving Fund	\$6,740.00
		Animal Friendly Revolving Fund	\$10,780.00
		Oklahoma Pet Overpopulation Fund	\$5,620.00

**Where it came from****Where it went**

Urban Forest & Beauty Revolving Fund	\$11,800.00
Dept of Commerce Revolving Fund	\$220.00
Patriot License	\$11,440.00
Oklahoma National Guard Museum Fund	\$1,400.00
March of Dimes	\$240.00
Quarter Horse Revolving Fund	\$2,940.00
Support Our Troops	\$1,350.00
Pancreatic Cancer Research Fund	\$940.00
Buffalo Soldier License Plates	\$1,200.00
Deer Creek Foundation	\$1,660.00
Crossing Christian School	\$1,160.00
Ducks Unlimited Special Plate	\$4,300.00
Route 66 Motorcycle Plate	\$560.00
Oklahoma Aerospace and Aeronautics Revolving Fund	\$11,304.00
Oklahoma Teacher Recruitment Revolving Fund	\$2,420.00
Downed Biker Association	\$1,540.00
A Brotherhood Aiming Toward Education of Oklahoma	\$800.00
Tulsa Juneteenth Festival	\$11,900.00
Public School Classroom Support Plate	\$1,000.00
Monarch Butterfly	\$204,180.00
Pittsburg State University	\$2,840.00
Oklahoma Women Veterans Organization	\$3,460.00
Oklahoma Tennis Foundation	\$1,940.00
Folds of Honor Incorporated	\$4,225.00
Kansas State University	\$10,300.00
Pioneers of the Prairie	\$344,180.00
SO Realtor Lic - Spec Program Asst Rev Fd	\$3,380.00
SO Reimbursement Fund	\$356,405.84
Alliance of Mental Health	\$7,140.00

**Where it came from****Where it went****State / Tribal Compact Stamps**

Collections	\$63,889,121.46	General Revenue Fund	\$7,291,963.75
		1695T Tribal Trust Account	\$31,229,554.69
		Health Emp & Ecom Imp Act Rev Fd	\$3,026,075.41
		Comprehensive Cancer Ctr Debt	\$423,777.07
		Trauma Care Assist Rev Fd	\$1,029,172.85
		OSU Coll Osteo Med Rev Fd	\$423,777.07
		OK Health Care Authority Medicaid Prg Fd	\$3,619,724.77
		Mental Health & Subst Abuse Serv Rev Fd	\$362,333.90
		Belle Maxine Hilliard Breast & Cerv Cancer Treatment Rev Fd	\$60,539.57
		Tobacco Prevent & Cessation Rev Fd	\$90,357.57
		Health Care Enhancement Fd	\$16,324,000.48

**Storage Leakage Fund**

Collections	\$34,033,995.27	To Participating Tribes	\$1,509,905.23
Cancelled Vouchers	\$51.80	State Transportation Rev Fd	\$0.00
		Dept of Environmental Quality Rev Fd	\$2,483,483.54
		OK Petroleum Storage Tank Indemnity Fd	\$28,560,060.83
		Environmental Trust Fund	\$0.00
		Oil & Gas Division Rev Fd	\$0.00
		Higher Education Facilities Rev Fd	\$0.00
		Corporation Commission Rev Fd	\$1,000,000.00
		Corporation Commission Storage Tank Regulation Rev Fd	\$0.00
		Weigh Station Improvement Rev Fd	\$0.00
		Refunded	\$480,597.47

**Sustain Oklahoma Resources**

Collections	\$898,502.74	Sustain Okla Energy Res	\$871,547.66
		Oklahoma Tax Commission Fund	\$26,955.08

**Telephone Surcharge**

Collections	\$147,376.83	Telecom for Hear Impaired RF	\$146,592.16
		Refunded	\$784.67

<u>Where it came from</u>		<u>Where it went</u>	
<b>Tire Recycling Fee</b>			
Collections	\$17,907,557.63	Dept of Environmental Quality Rev Fd Small Tire Fee	\$3,079,096.00
Cancelled Vouchers	\$7.55	Used Tire Recycling Indemnity Fund	\$13,783,044.39
		Oklahoma Tax Commission Fund	\$230,984.00
		Dept of Environmental Quality Rev Fd	\$590,294.00
		General Revenue Fund	\$221,887.15
		Refunded	\$2,259.64
<b>Tobacco Products License</b>			
Collections	\$81,085.00	OTC Reimbursement Fund	\$81,085.00
<b>Tobacco Products Tax</b>			
Collections	\$62,697,676.38	General Revenue - Original Rate	\$27,987,773.62
		Health Emp & Ecom Imp Act Rev Fd	\$7,646,820.26
		Comprehensive Cancer Ctr Debt	\$1,071,109.46
		Trauma Care Assist Rev Fd	\$1,094,454.25
		OSU Coll Osteo Med Rev Fd	\$1,071,109.46
		OK Health Care Authority Medicaid Prg Fd	\$9,144,293.66
		Mental Health & Subst Abuse Serv Rev Fd	\$918,589.01
		Belle Maxine Hilliard Breast & Cerv Cancer Treatment Rev Fd	\$152,520.44
		Teachers Retirement Syst Rev Fd	\$346,637.38
		Education Reform Rev Fd	\$717,539.35
		Tobacco Prevent & Cessation Rev Fd	\$228,780.68
		General Revenue - New Rate	\$5,639,789.92
		Cities & Counties	\$5,126,766.62
		OK Emergency Response Syst Stability & Imprvmt Rev Fd	\$1,505,325.98
		Tobacco Products Tax Enforcement Unit Fund	\$32,466.73
		Reserve*	\$13,699.56
<b>Tourism Gross Receipts Tax</b>			
Balance, July 1	\$112,975.34	General Revenue Fund	\$0.00
		OK Tourism Promotion Rev Fd	\$0.00
		Reserve*	\$112,975.34
<b>Transportation &amp; Reclamation Permits</b>			
Collections	\$44,259.66	General Revenue Fund	\$44,259.66

**Where it came from****Where it went****Tribal Cigarette/Tobacco Payments**

Collections	\$23,283,602.26	General Revenue Fund	\$2,944,417.26
		1695T Tribal Trust Account	\$11,617,846.77
		Health Emp & Ecom Imp Act Rev Fd	\$2,920,776.17
		Comprehensive Cancer Ctr Debt	\$409,030.76
		Trauma Care Assist Rev Fd	\$993,360.41
		OSU Coll Osteo Med Rev Fd	\$409,030.76
		OK Health Care Authority Medicaid Prg Fd	\$3,493,768.11
		Mental Health & Subst Abuse Serv Rev Fd	\$349,725.66
		Belle Maxine Hilliard Breast & Cerv Cancer Treatment Rev Fd	\$58,432.98
		Tobacco Prevent & Cessation Rev Fd	\$87,213.38
		OK Emergency Response Syst Stability & Imprvmt Rev Fd	\$0.00

**Unapplied Payments**

Collections	\$2,340,833.30	Reserve*	\$2,414,287.58
Balance, July 1	\$73,454.28		

**Unclassified Receipts**

Collections	\$374,351.61	General Revenue Fund	\$0.00
Balance, July 1	\$208,618.68	Refunded	\$119,148.96
		Reserve*	\$463,821.33

**Use Tax**

Collections	\$682,272,747.53	Education Reform Rev Fd	\$67,476,104.48
Cancelled Vouchers	\$62,849.68	General Revenue Fund	\$542,598,117.86
Interest Earned - 1695U	\$1,125,958.70	Teachers Retire Rev Fd	\$33,867,069.63
		OK Tourism Promotion Rev Fd	\$757,235.89
		OK Tourism Capital Improve Rev Fd	\$1,367,910.00
		OK Historical Society Cap Rev Fd	\$146,561.79
		Education Reform Rev Fd (HB1019XX)	\$20,500,000.00
		Trans to Acct 1695E Qualified Manufacturer	\$0.00
		Oklahoma Local Development and Enterprise Incentive	\$63,169.42
		Refunded	\$16,685,386.84

**Use Tax - City**

Collections	\$464,246,897.47	Trans to Acct #1695U	\$461,925,885.39
Interest Earned - 1695U	\$758,996.40	Oklahoma Tax Commission Fund	\$2,321,012.08
		Trans to Acct #1695U (Adv Int)	\$758,996.40



**Where it came from****Where it went****Use Tax - County**

Collections	\$89,957,694.40	Trans to Acct #1695U	\$89,507,905.91
Interest Earned - 1695U	\$147,056.02	Oklahoma Tax Commission Fund	\$449,788.49
		Trans to Acct #1695U (Adv Int)	\$147,056.02

**Vehicle Rental Tax**

Refunded	\$378.93
----------	----------

**Wire Transmitter Fee**

Collections	\$13,133,553.92	Drug Money Launder & Wire Transmit	\$13,133,553.92
-------------	-----------------	------------------------------------	-----------------

**Workers Comp Ins Premium Tax**

Collections	\$6,625,455.32	Multiple Injury Trust Fund	\$870,611.19
		Workers' Compensation Commission Rev Fd	\$5,500,000.00
		Workers' Compensation Administrative Fund	\$250,000.00
		Refunded	\$4,844.13

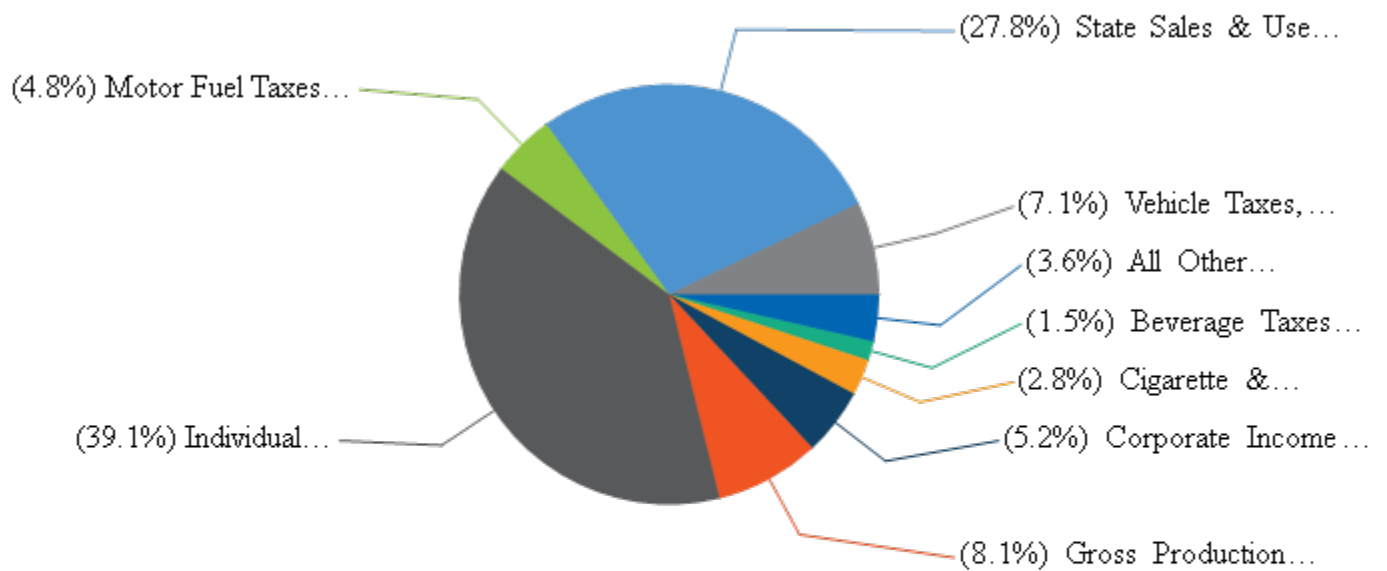
**Self Insurance Guaranty Fund**

Collections	-\$221.59	Self Ins Guar Fund	\$0.00
		Reserve*	-\$221.59

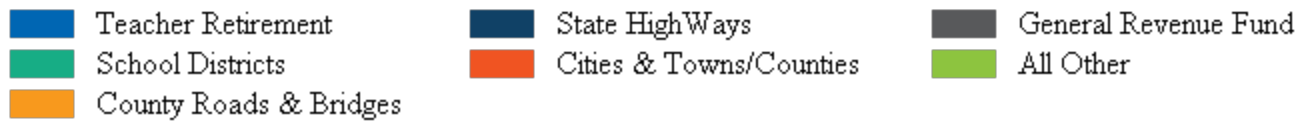
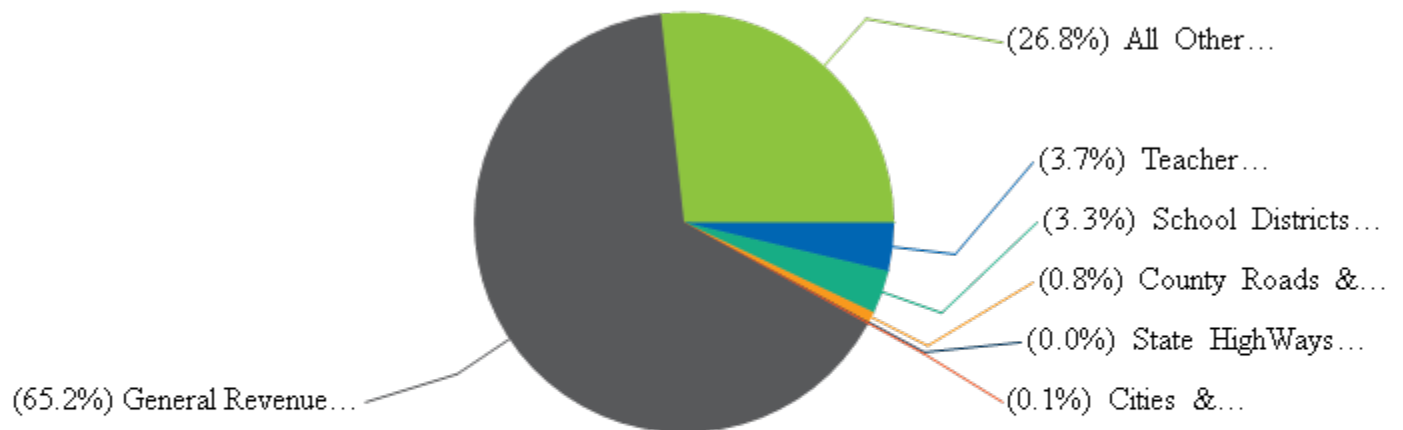
# Collections From Major Tax Sources From Fiscal Year

<b>Fiscal Year</b>	<b>ALCOHOLIC BEVERAGE</b>	<b>BEVERAGE TAX &amp;</b>	<b>Cigarette Tax and License</b>	<b>CORPORATE FRANCHISE</b>	<b>GASOLINE EXCISE TAX</b>	<b>GROSS PROD-SEVERAN</b>	<b>TOTAL INCOME TAX</b>	<b>SALES TAX (STATE ONLY)</b>	<b>TOBACCO PRODUCTS</b>
1986-87	\$22,482,970.07	\$18,642,570.50	\$67,244,191.98	\$31,668,464.82	\$166,816,383.64	\$362,087,526.79	984,516,119.54	\$582,005,604.22	\$7,469,990.34
1987-88	\$22,854,857.62	\$20,407,801.13	\$77,025,019.81	\$29,165,946.73	\$260,623,155.06	\$384,350,038.77	1,087,802,020.98	\$720,617,036.57	\$7,588,867.54
1988-89	\$22,746,924.78	\$20,453,797.43	\$71,758,582.13	\$31,870,387.98	\$262,391,848.31	\$367,940,574.94	1,212,735,586.14	\$741,154,594.19	\$7,775,579.86
1989-90	\$21,322,343.54	\$20,964,717.45	\$64,844,874.31	\$30,151,869.50	\$257,946,909.29	\$396,017,037.36	1,273,244,733.30	\$797,801,533.18	\$8,261,426.15
1990-91	\$22,334,739.85	\$21,906,697.30	\$61,134,184.61	\$31,982,535.31	\$252,513,480.71	\$411,833,398.83	1,537,508,655.15	\$914,166,144.94	\$8,605,095.01
1991-92	\$24,484,489.08	\$21,904,683.97	\$59,938,189.24	\$34,473,871.18	\$255,085,238.03	\$352,833,539.38	1,575,105,747.43	\$933,260,371.13	\$9,011,092.56
1992-93	\$23,561,685.89	\$22,223,294.17	\$59,620,956.38	\$34,807,512.45	\$261,343,561.58	\$393,923,620.72	1,663,795,466.66	\$963,946,124.46	\$9,665,004.32
1993-94	\$21,640,310.12	\$23,223,491.26	\$58,720,852.35	\$33,137,308.23	\$270,081,640.25	\$366,920,185.64	1,740,972,482.42	\$1,037,995,359.77	\$10,622,914.27
1994-95	\$20,628,294.63	\$23,262,389.54	\$59,836,554.25	\$37,488,141.18	\$269,691,827.48	\$304,820,115.47	1,854,084,640.35	\$1,082,606,025.06	\$11,307,777.31
1995-96	\$21,262,454.53	\$23,541,345.18	\$59,410,347.29	\$37,061,721.02	\$277,570,832.38	\$319,872,733.61	1,970,190,154.03	\$1,140,278,257.32	\$11,256,302.12
1996-97	\$21,474,281.97	\$22,978,239.70	\$60,037,768.18	\$40,609,631.42	\$288,186,091.41	\$407,984,189.30	2,188,886,965.94	\$1,196,522,747.55	\$11,205,801.61
1997-98	\$21,553,557.26	\$22,954,286.87	\$59,185,348.52	\$43,252,598.30	\$295,453,185.30	\$355,203,676.44	2,433,543,442.27	\$1,250,691,551.19	\$11,073,449.68
1998-99	\$21,876,950.17	\$24,389,796.22	\$57,689,056.21	\$38,408,335.84	\$294,625,500.86	\$249,405,330.04	2,608,552,852.35	\$1,304,901,412.95	\$11,798,115.22
1999-00	\$22,723,044.83	\$24,116,660.13	\$54,962,083.60	\$44,020,388.09	\$297,860,742.94	\$404,797,409.32	2,730,883,008.94	\$1,373,889,863.62	\$11,912,561.93
2000-01	\$23,123,522.87	\$23,815,059.73	\$53,413,374.62	\$43,390,067.39	\$290,106,696.19	\$735,228,790.38	2,905,674,203.95	\$1,457,854,666.44	\$12,001,630.60
2001-02	\$23,203,429.51	\$24,513,301.28	\$50,194,174.41	\$43,985,617.30	\$299,449,743.40	\$411,466,717.16	2,985,724,811.66	\$1,455,966,209.97	\$11,496,852.26
2002-03	\$24,398,575.92	\$24,234,319.98	\$49,556,356.67	\$42,971,021.87	\$295,443,382.40	\$592,896,596.01	2,874,367,248.65	\$1,422,902,928.14	\$12,284,532.09
2003-04	\$25,300,218.24	\$24,811,245.00	\$47,400,129.71	\$42,689,670.78	\$302,800,579.83	\$691,778,683.23	3,063,040,440.43	\$1,515,360,556.51	\$12,424,875.82
2004-05	\$26,596,570.02	\$24,639,440.65	\$89,162,719.24	\$42,094,064.80	\$302,625,479.28	\$863,919,366.55	3,327,902,994.54	\$1,574,890,574.21	\$18,708,447.75
2005-06	\$27,609,293.01	\$25,093,114.22	\$171,367,929.40	\$44,019,735.24	\$313,105,945.98	\$1,153,000,310.87	3,785,151,544.62	\$1,721,568,174.17	\$27,096,112.12
2006-07	\$29,244,617.04	\$26,004,202.19	\$175,180,528.57	\$46,131,517.38	\$282,451,545.32	\$987,972,285.22	4,041,754,427.28	\$1,820,605,119.63	\$26,373,544.15
2007-08	\$31,210,006.85	\$26,444,356.75	\$183,809,900.77	\$49,368,021.18	\$287,351,081.20	\$1,249,985,305.22	3,890,555,000.24	\$1,972,101,510.49	\$27,222,520.09
2008-09	\$32,460,352.97	\$27,088,268.24	\$182,732,906.05	\$49,256,040.31	\$305,202,959.77	\$1,158,639,144.86	3,715,023,639.59	\$2,015,216,791.35	\$28,359,841.56
2009-10	\$32,588,698.20	\$26,467,227.89	\$179,591,949.68	\$47,610,979.71	\$302,482,633.39	\$857,470,763.78	3,266,190,476.83	\$1,836,118,059.69	\$30,006,855.67
2010-11	\$34,494,603.28	\$26,215,211.69	\$192,487,361.26	\$29,648,467.84	\$301,155,918.90	\$964,935,883.60	3,496,279,755.36	\$2,010,705,806.12	\$35,056,774.90
2011-12	\$35,776,423.62	\$26,074,043.43	\$202,381,480.54	\$1,975,309.22	\$301,269,750.04	\$882,660,378.39	3,855,827,402.18	\$2,203,993,461.6	\$38,296,123.50
2012-13	\$37,430,642.77	\$25,671,907.10	\$187,704,518.35	\$459,493.66	\$298,168,227.27	\$702,508,729.05	4,123,861,207.68	\$2,309,126,244.67	\$40,613,790.07
2013-14	\$39,088,073.03	\$25,184,759.04	\$174,976,464.15	\$5,867,924.27	\$301,612,900.45	\$843,708,333.99	4,133,952,988.18	\$2,368,921,430.67	\$44,281,383.95
2014-15	\$39,653,188.07	\$23,966,942.89	\$178,483,900.32	\$55,707,796.99	\$307,941,182.18	\$683,517,351.27	4,403,728,604.96	\$2,429,396,978.62	\$49,153,256.75
2015-16	\$40,292,200.59	\$24,284,410.33	\$176,429,527.59	\$52,909,719.25	\$330,415,610.57	\$355,906,162.62	4,123,673,338.04	\$2,288,638,150.35	\$53,214,959.67
2016-17	\$41,532,213.64	\$23,736,918.38	\$174,413,414.84	\$50,127,533.39	\$308,079,273.04	\$429,814,536.05	3,925,108,918.62	\$2,226,863,948.01	\$55,441,948.95
2017-18	\$42,579,090.70	\$23,072,578.83	\$174,538,716.91	\$58,896,540.51	\$318,401,176.32	\$683,955,074.08	4,259,870,234.54	\$2,433,040,054.98	\$57,796,291.12
2018-19	\$57,878,383.19	\$6,946,182.21	\$241,151,494.29	\$55,299,200.43	\$365,224,694.22	\$1,153,137,995.05	4,600,342,684.41	\$2,530,156,968.02	\$60,987,864.10
2019-20	\$65,262,995.02	\$81,038.22	\$276,289,380.80	\$50,326,992.32	\$365,876,212.11	\$815,684,230.19	4,373,571,863.36	\$2,396,105,189.68	\$62,899,104.89
2020-21	\$73,866,835.74	\$45,952.12	\$275,301,576.93	\$53,089,913.12	\$359,219,486.56	\$742,178,565.17	5,318,643,831.81	\$2,471,428,426.81	\$69,224,572.60
2021-22	\$75,325,012.45	\$158,188.41	\$258,621,912.70	\$59,942,583.90	\$377,818,441.40	\$1,506,523,816.23	5,777,856,116.14	\$2,820,170,827.34	\$68,605,279.22
2022-23	\$72,586,861.30	\$104,132.68	\$239,143,467.53	\$52,325,737.92	\$366,740,189.54	\$1,808,515,797.57	6,017,901,460.93	\$3,005,591,354.7	\$65,616,498.38
2023-24	\$71,840,349.79	\$68,457.33	\$214,642,243.45	\$54,362,019.98	\$374,408,252.84	\$1,082,661,078.81	6,130,362,895.57	\$2,991,019,838.09	\$63,243,509.47
2024-25	\$71,788,195.75	\$106,315.69	\$199,425,112.16	\$28,738,383.19	\$376,402,369.18	\$1,004,291,851.95	6,521,836,402.67	\$2,668,406,820.37	\$62,778,761.38

## CHART - Funds Collected



## CHART - Funds Allocated





# OKLAHOMA Tax Commission

Oklahoma City, OK 73194

