

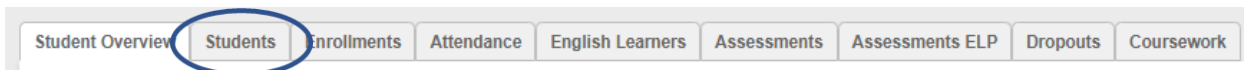
# Documenting Proficient WIDA Kindergarten Screeners in Accountability Reporting

Due to the paper-only format of the WIDA Kindergarten Screener assessment, a participating student demonstrating English language proficiency (**5.0 or above**) may generate an EL conflict in the Accountability Reporting application, particularly if identified as EL in Pre-K. In these cases, the LEA will need to utilize the following process to document the proficient screener in Accountability Reporting and resolve the conflict.

1. Go to the **LEA site in Accountability Reporting** on Single Sign On. Please note this must be completed through the site, not the district.
2. Click on the **Student Data** tab.



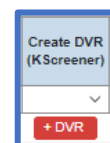
3. Then click on the **Students** tab. Ensure the correct **School Year** is selected.



4. Use the **Grade Level** column to filter **KG** or filter by STN or name.

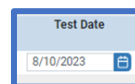


5. Click on the blue **DVR** (red in image) button in **Create DVR (K Screener)** column.



6. Upload [WIDA Screener for Kindergarten Score Calculator](#) Sheet.

7. At the top, enter the screener **test date**.



8. Also at the top, enter screener scores dependent upon the semester the screener was administered.



For 1<sup>st</sup>

**Semester** (initial enrollment -  
December 31<sup>st</sup>):

Composite Perf Level	Listening Perf Level	Speaking Perf Level
<input type="text"/>	<input type="text"/>	<input type="text"/>

Enter the **Oral Language** score in **Composite Perf Level**. Then enter **Listening** and **Speaking** scores.

For 2<sup>nd</sup>

**Semester**  
(January 1<sup>st</sup> -  
end of SY):

Composite Perf Level	Listening Perf Level	Speaking Perf Level	Reading Perf Level	Writing Perf Level
<input type="text"/>	<input type="text"/>	<input type="text"/>	<input type="text"/>	<input type="text"/>

Enter **Overall** score in **Composite Perf Level**. Then enter **Listening**, **Speaking**, **Reading**, and **Writing** scores.

9. Ensure that information entered is accurate and click **Submit**.

To check the status the DVR, utilize the following process.

1. Go to the **LEA site in Accountability Reporting** on Single Sign On. Please note this must be completed through the site, not the district.
2. Click on the **Appeals** tab.

Contact	School Data	Student Data	Reports ▾	Conflicts	<b>Appeals</b>	Lookup
---------	-------------	--------------	-----------	-----------	----------------	--------

3. Click on **Student Assessment ELP-KScreener**.

Name
<input type="text"/>
School Calendar Date
Student Assessment
Student Assessment ELP
<b>Student Assessment ELP - KScreener</b>

4. Please see **Status** column for the status of the DVR.

Status
<input type="text"/>

Office of English Language Proficiency [OELP@sde.ok.gov](mailto:OELP@sde.ok.gov) (405) 522-5073

