

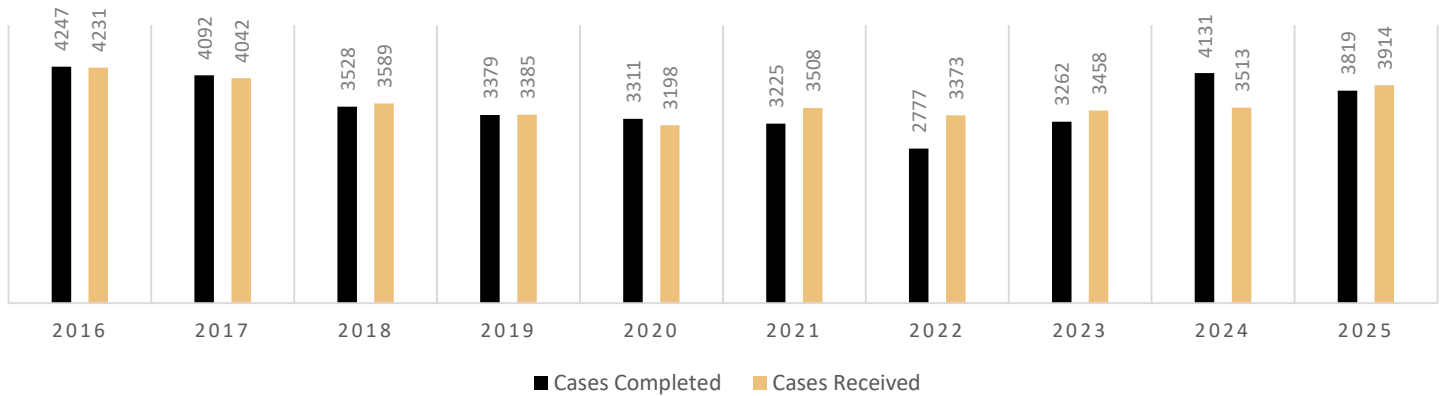


# Oklahoma State Bureau of Investigation Annual Toxicology Trends

CY2025

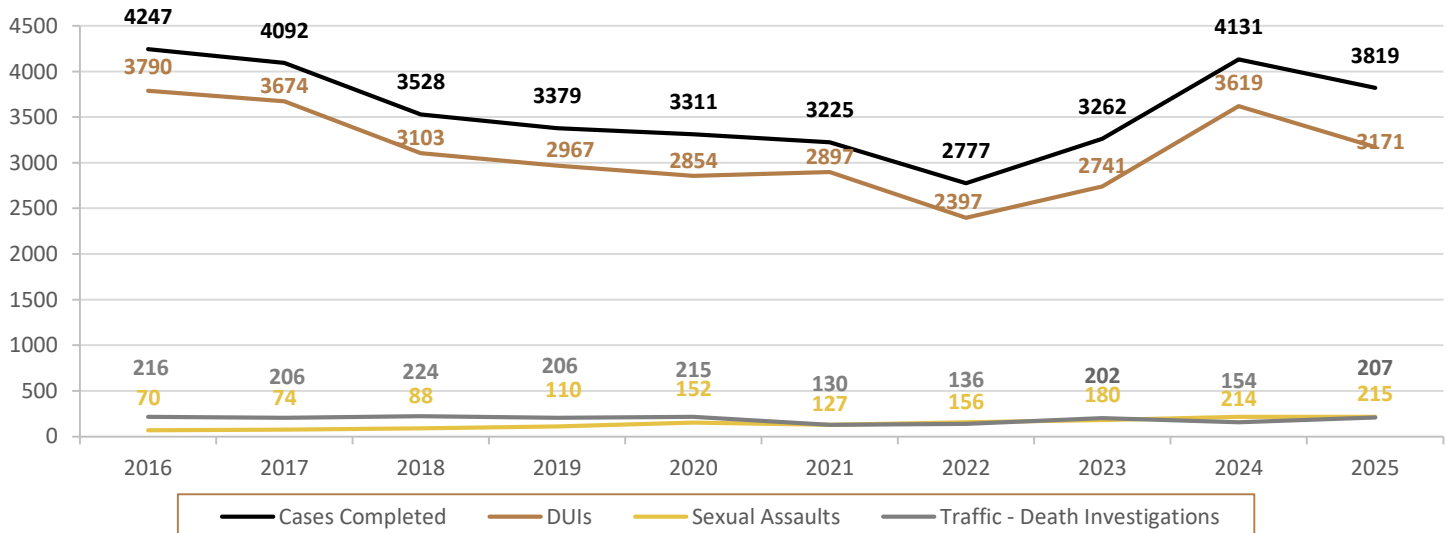
## 2016-2025 CASE TRENDS

### OSBI TOXICOLOGY TOTAL CASES RECEIVED AND COMPLETED: TEN YEAR TREND



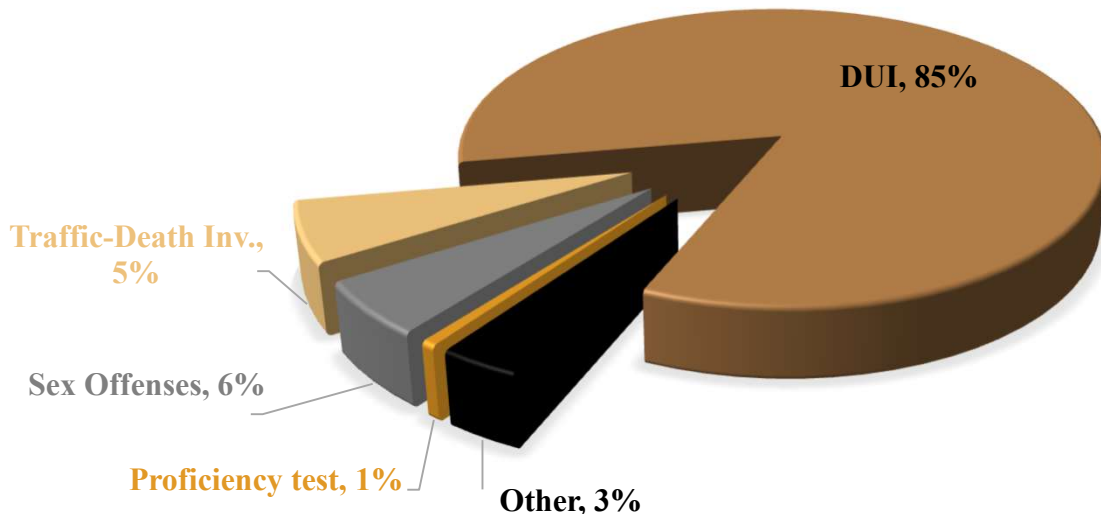
**\*The gradual upward trend of cases completed per year over time can be attributed to an increase in staffing and acquiring more instrumentation in the Toxicology unit.**

### TEN YEAR TREND BREAKDOWN: TOTAL CASES COMPLETED BY CASE TYPE



# 2025 CASE TRENDS

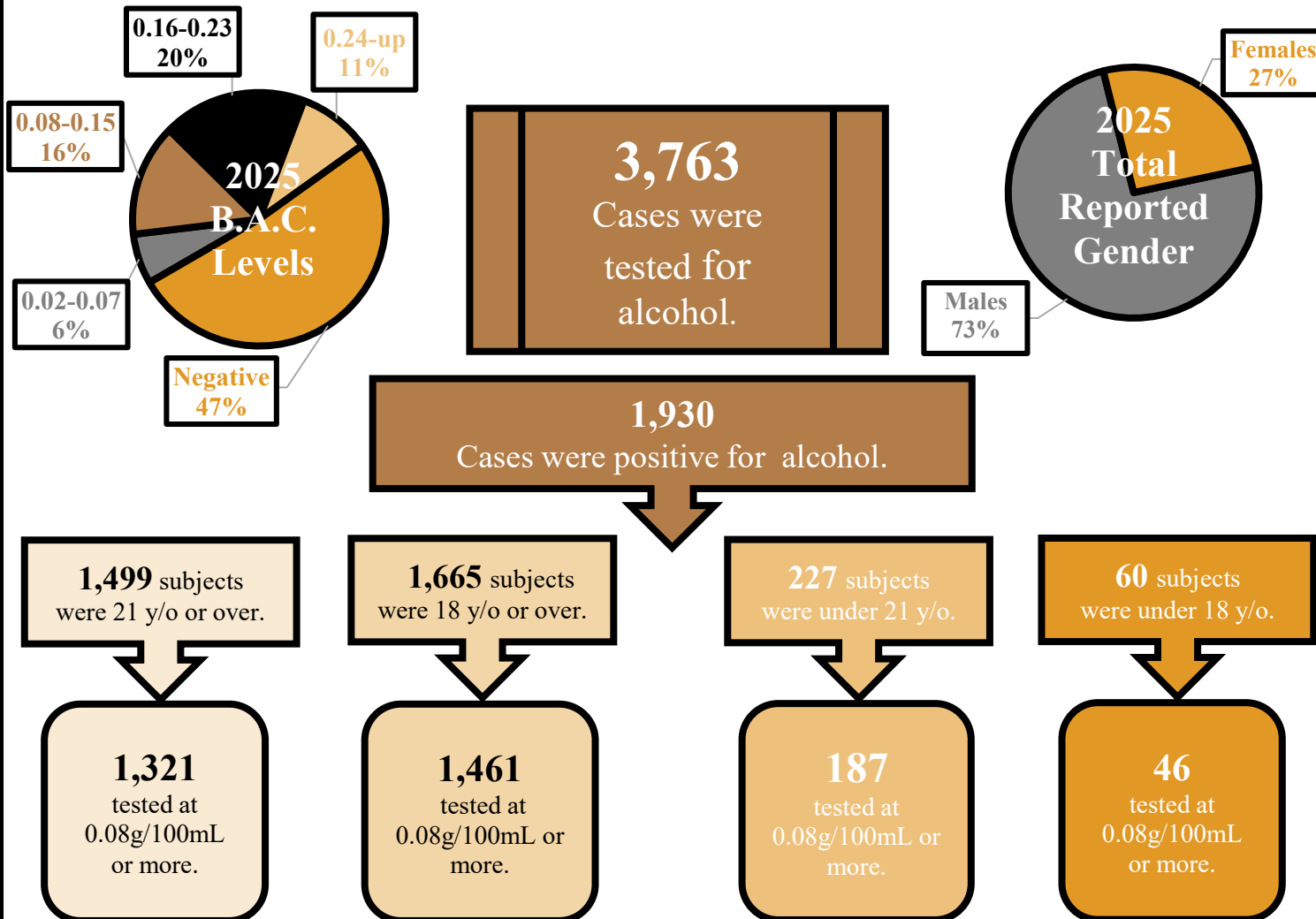
## CASE COMPLETED BY CASE TYPE



\*Proficiency test = an external quality and accuracy assessment process that is used to monitor competency of personnel and the quality of the results provided by the analysts and lab system.

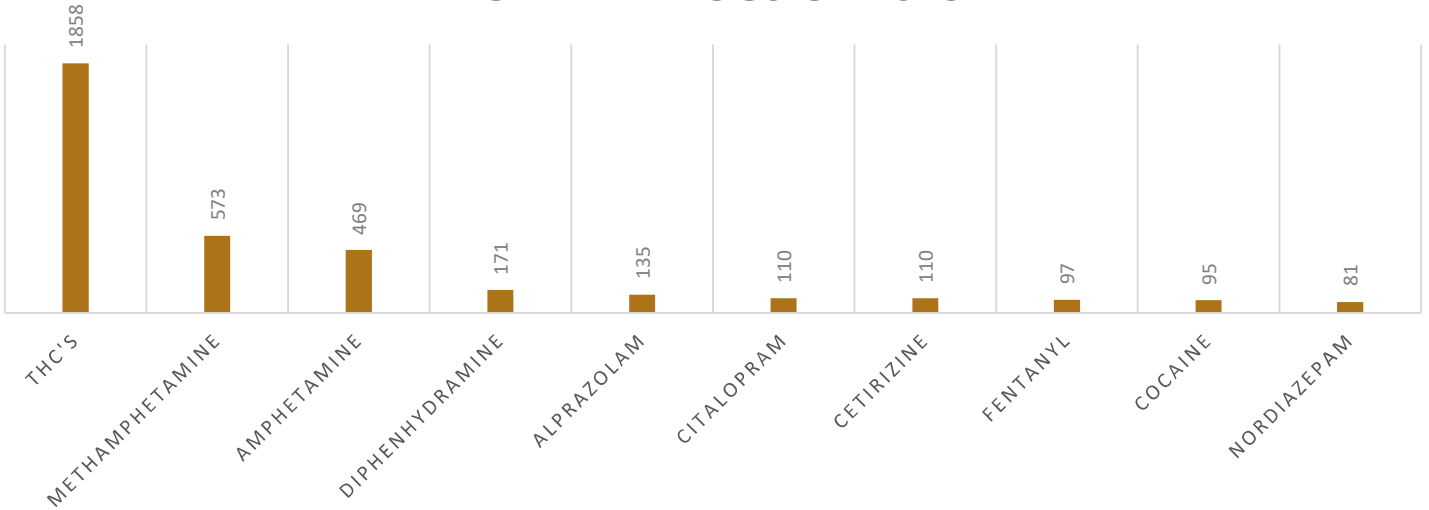
## 2025 B.A.C. LEVEL TRENDS

\* B.A.C. = Blood Alcohol Content



# 2025 DRUG TRENDS

## TOP TEN DRUGS OF 2025



\*Cases may have more than one drug identified.

**129**  
different drugs  
were reported in  
2025.

Of those 129  
drugs,  
**14 different**  
**Benzodiazepines**  
were observed.

Benzodiazepines  
accounted for  
**≈14%**  
of the drugs  
reported in  
casework.

Of those 129 drugs,  
**15 different Anti-**  
**depressants** were  
observed.

The use of more than one  
drug, also known as  
**polysubstance use**,  
is common in cases. This  
is when two or more drugs  
are taken together or  
within a short time period,  
either intentionally or  
unintentionally.

### Top 5 results in Traffic - Death Investigations cases

1. No drugs detected
2. Cannabinoids
3. Methamphetamine
4. Amphetamine
5. Fentanyl

### Top 5 results in Sex Offense cases

1. Methamphetamine
2. No drugs detected
3. Amphetamine
4. Cannabinoids
5. Cetrizine

Anti-depressants accounted  
for **≈22%** of the drugs  
reported in casework.

