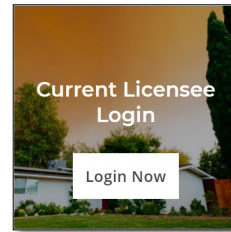




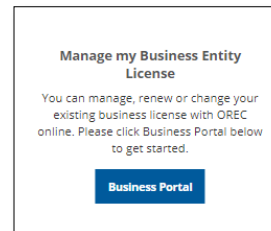
**STEP ONE**

Go to [www.orec.ok.gov](http://www.orec.ok.gov) and click **Login Now**



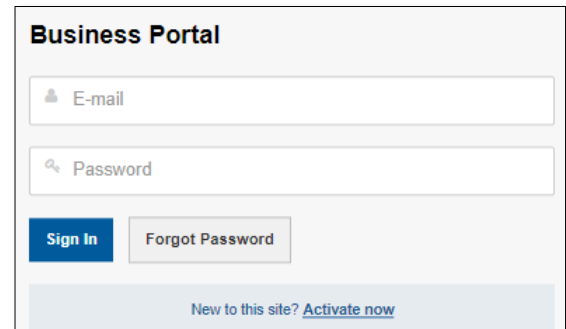
**STEP TWO**

Select the **Business Portal**



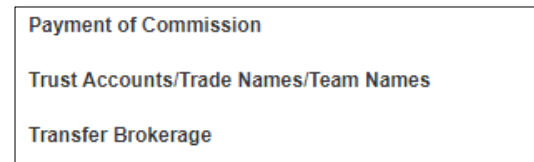
**STEP THREE**

Login to the **Business Portal**



**STEP FOUR**

Select **Trust Accounts / Trade Names/ Team Names**



## STEP FIVE

Click **View** on the trust account you'd like to remove



## STEP SIX

Click **Remove**



## STEP SEVEN

Once your trust account removal request has been processed you will receive an automated e-mail message confirming the removal.

