

Employer Sponsored Insurance (ESI)

Fast Facts

June 2014



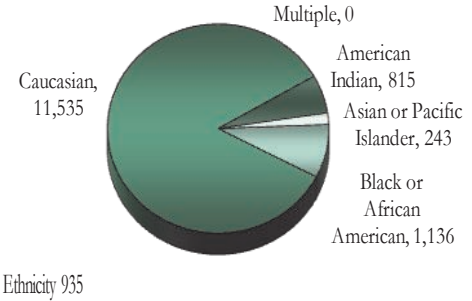
Business, insurance, state government and you
Working Together to
Insure Oklahoma!

The Insure Oklahoma Employer Sponsored Insurance program is designed to assist small business owners, employees and their dependents with health insurance premiums. Find out more information by visiting www.insureoklahoma.org.

Employer-Sponsored Insurance (ESI)

	Total Current Enrollment			Breakdown of Current Enrollment					
	Male	Female	Total	New Enrollment this Month			Expanded 185 to 200% FPL		
				Male	Female	Total	Male	Female	Total
Employee	5,262	6,018	11,280	182	208	390	637	562	1,199
Spouse	512	1,599	2,111	12	30	42	67	183	250
Student	44	62	106	1	0	1	4	11	15
Dependent	117	115	232	1	3	4	117	115	232
Total	5,935	7,794	13,729	196	241	437	825	871	1,696

Race Breakdown of ESI Members



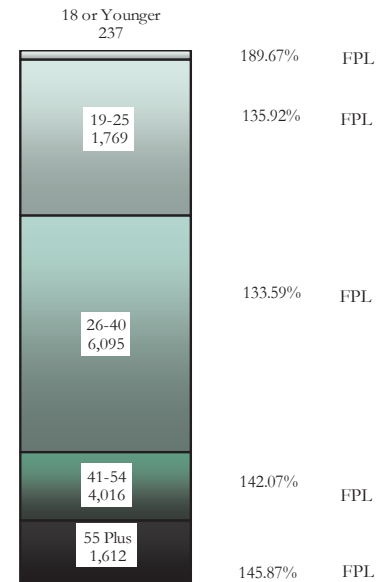
Race is self-reported by members at the time of enrollment. The multiple race members have selected two or more races. Hispanic is an ethnicity not a race. Hispanics can be of any race and are accounted for in a race category above.

Business Activity with Employee Participation Counts

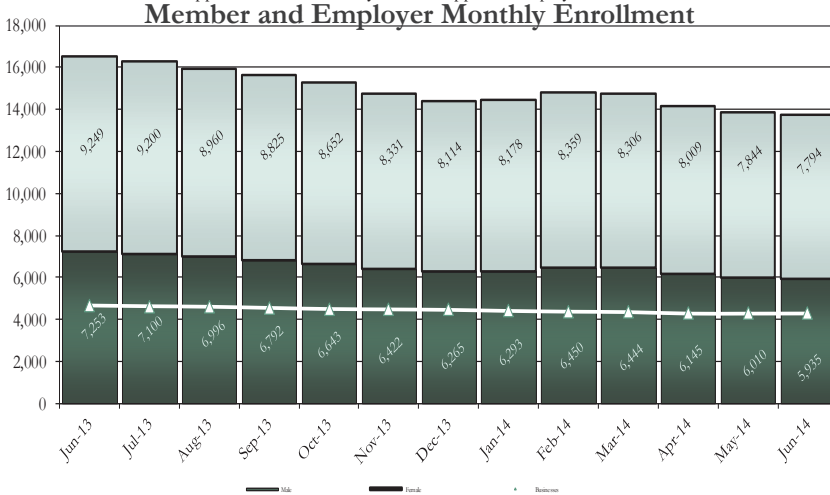
	0 to 25	26 to 50	51 to 100	Total
Current	3,978	219	78	4,275
New	20	3	1	24
Total	3,998	222	79	4,299

Some approved businesses may not have approved employees.

Age Breakdown with Average Federal Poverty Level of ESI Members



Federal Poverty Level is used to determine income qualification.



Member and Employer Monthly Enrollment

Average OHCA Premium Assistance Payments



Effective February 2007 OHCA Per Member Per Month reporting will be of the previous month due to semi-monthly payments verses monthly payments.

Insure Oklahoma ESI by Region		
Region	Employee/Spouse	Participating Counties
Region 1	493	16 of 16
Region 2	280	16 of 16
Region 3	1,309	6 of 6
Region 4	1,088	5 of 5
Region 5	734	18 of 18
Region 6	395	16 of 16
Total	4,299	77 of 77

Regions identified on Insure Oklahoma/OEPIC Region map on next page.

Data is compiled by Reporting and Statistics and valid as of the date of the report; any subsequent figures for this group for this time period may vary. www.insureoklahoma.org

This publication is authorized by the Oklahoma Health Care Authority in accordance with state and federal regulations. Cost of the printing was \$1.75 for 5 copies. A copy has been given to the Oklahoma Department of Libraries. OHCA is in compliance with the Title VI and Title VII of the 1964 Civil Rights Act and the Rehabilitation Act of 1973. This document can be viewed on OHCA's website www.okhca.org/research/data. The Oklahoma Health Care Authority does not discriminate on the basis of race, color, national origin, sex, religion, age or disability in employment or the provision of services.

Individual Plan (IP)

Fast Facts

June 2014



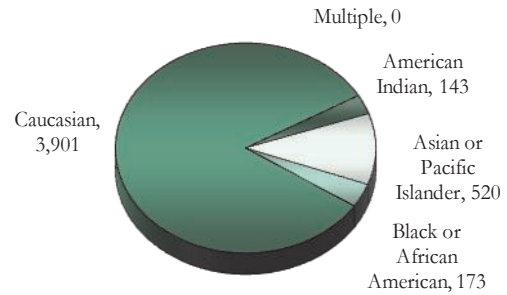
Business, insurance, state government and you Working Together to **Insure Oklahoma!**

The Insure Oklahoma Individual Plan program is designed to provide Oklahoma individuals with health insurance for themselves and their dependents if eligible. It is available to Oklahomans who are not qualified for an employer-sponsored health plan and work for an Oklahoma small business with 99 or fewer full time employees; temporarily unemployed adults who are eligible to receive unemployment benefits through the Oklahoman Employment Security Commission; or working adults with a disability who work for any size employer and have a "ticket to work". Find out more information by visiting www.insureoklahoma.org.

Individual Plan (IP)

Total Current Enrollment			New Enrollment this Month			
	Male	Female	Total	Male	Female	Total
Employee	1,564	1,943	3,507	31	38	69
Spouse	261	795	1,056	7	5	12
Student	71	103	174	1	1	2
Dependent	0	0	0	0	0	0
Total	1,896	2,841	4,737	39	44	83

Race Breakdown of IP Members



IP Application Type Breakdown

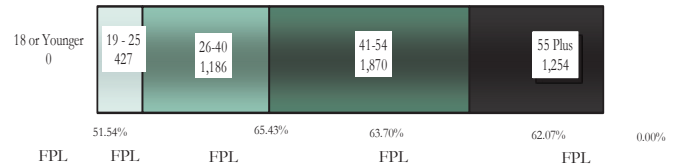


Hispanic Ethnicity 196

Race is self-reported by members at the time of enrollment. The multiple race members have selected two or more races. Hispanic is an ethnicity not a race. Hispanics can be of any race and are accounted for in a race category above.

Unduplicated Counts	
IP Members SFY2014 (July 2013 - Current)	16,450
IP Members Since Program Inception March 2007	40,989
Miscellaneous	
Average IP Member Premium*	\$37.83
Average Federal Poverty Level of IP Members	63.05%
Federal Poverty Level is used to determine income qualification.	

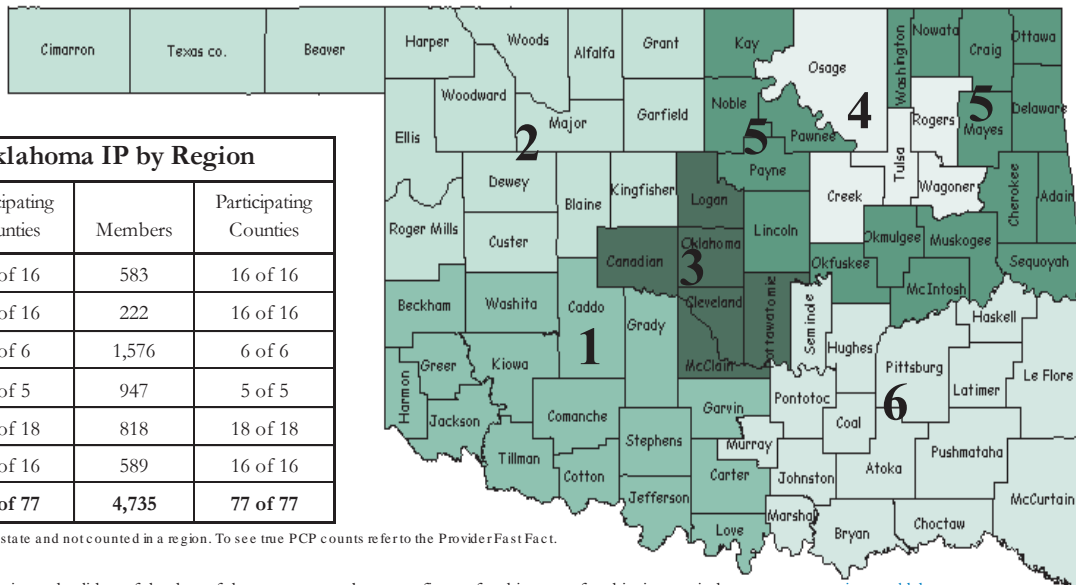
IP Age Breakdown with Average Federal Poverty Level for each group.



*Dependents effective 9/1/2010 doesn't show on graph being a small group at this time.

*IP qualifying FPL decreased to 100%.

Insure Oklahoma/OEPIC Region Map



Insure Oklahoma IP by Region

Region	PCP	Participating Counties	Members	Participating Counties
Region 1	239	16 of 16	583	16 of 16
Region 2	116	15 of 16	222	16 of 16
Region 3	684	6 of 6	1,576	6 of 6
Region 4	511	5 of 5	947	5 of 5
Region 5	280	18 of 18	818	18 of 18
Region 6	244	16 of 16	589	16 of 16
Total	2,074	76 of 77	4,735	77 of 77

PCPs maybe counted in multiple regions or out of state and not counted in a region. To see true PCP counts refer to the ProviderFast Fact.

Data is compiled by Reporting and Statistics and valid as of the date of the report; any subsequent figures for this group for this time period may vary. www.insureoklahoma.org

This publication is authorized by the Oklahoma Health Care Authority in accordance with state and federal regulations. Cost of the printing was \$1.75 for 5 copies. A copy has been given to the Oklahoma Department of Libraries. OHCA is in compliance with the Title VI and Title VII of the 1964 Civil Rights Act and the Rehabilitation Act of 1973. This document can be viewed on OHCA's website www.okhca.org/research/data. The Oklahoma Health Care Authority does not discriminate on the basis of race, color, national origin, sex, religion, age or disability in employment or the provision of services.