

Fiscal Year 2009 Annual Review of Fibric Acid Derivatives
 Oklahoma Health Care Authority
 April 2010

Current Prior Authorization Criteria

The approval criteria are as follows:

- Laboratory documented failure with a Tier 1 medication after 6 months trial.
- Documented adverse effect, drug interaction, or contraindication to tier-1 products.
- Prior stabilization on the tier-2 medication documented within the last 100 days.

Fibric Acid Derivatives*	
<i>Tier One</i>	<i>Tier Two</i>
Fenofibrate (Lofibra [®] Caps)	Fenofibrate (Antara [®] Caps)
Fenofibrate (Trilipix [®] Tabs)	Fenofibrate (Triglide [®] Tabs)
Fenofibrate (Tricor [®] Tabs)	Fenofibrate (Lipofen [®] Caps)
Fenofibrate (Fenoglide [®] Tabs)	
Gemfibrozil (Lopid [®] Tabs)	
Clofibrate (Atromid-S [®] Caps)	

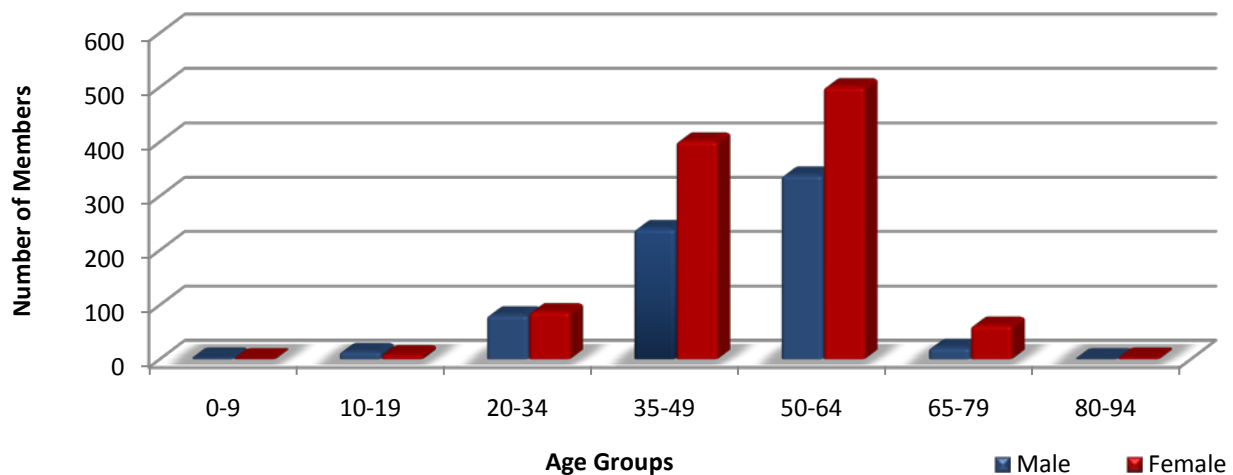
*Mandatory Generic Plan Applies

Utilization of Fibric Acid Derivatives

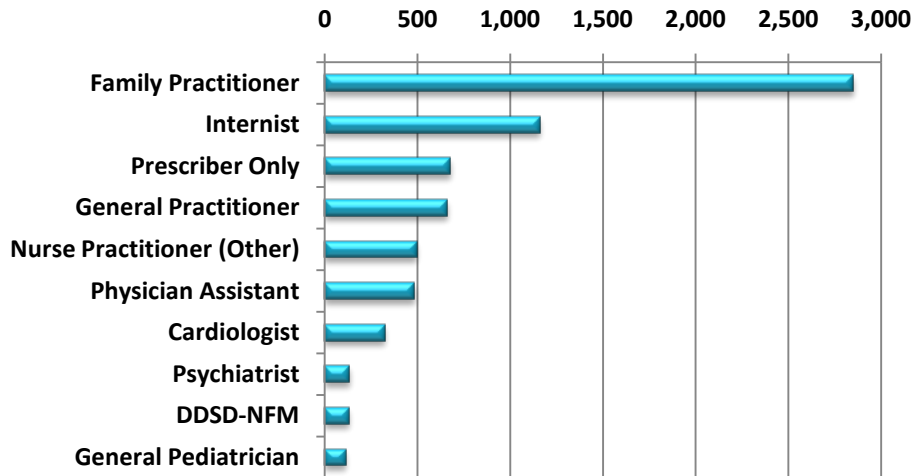
Comparison of Fiscal Years

Fiscal Year	Members	Claims	Amount Paid	Paid/Claim	Perdiem	Units	Days
2008	1,537	6,531	\$447,126.75	\$68.46	\$1.82	360,089	246,136
2009	1,774	7,470	\$455,223.75	\$60.94	\$1.67	411,365	272,290
% Change	15.40%	14.40%	1.80%	-11.00%	-8.20%	14.20%	10.60%
Change	237	939	\$8,097.00	-\$7.52	-\$0.15	51,276	26,154

Demographics of Members Utilizing Fibric Acid Derivatives: FY 2009



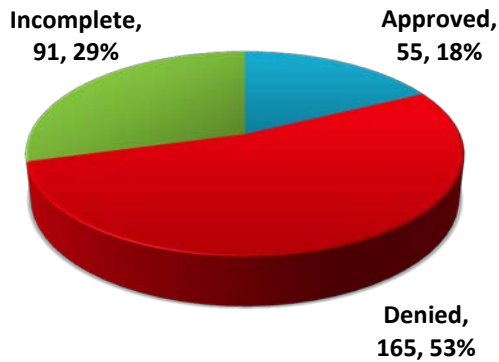
Prescribers of Fibric Acid Derivatives by Number of Claims: FY 2009



Prior Authorization of Fibric Acid Derivatives

There were a total of 311 petitions submitted for this PBPA category during fiscal year 2009. The following chart shows the status of the submitted petitions.

Status of Petitions for Fibric Acid Derivatives: FY 2009



Market News and Update

- **The ACCORD Lipid Trial**, presented at the American College of Cardiology conference in March of 2010, was funded by the National Institutes of Health (NIH) to evaluate the occurrence of major cardiovascular events (nonfatal heart attack, nonfatal stroke, cardiovascular death) in patients receiving **simvastatin plus fenofibrate, compared to simvastatin alone**. All patients in the study had a history of type 2 diabetes mellitus, were at high risk for cardiovascular disease, and were followed on average for 4.7 years. The trial found that there was no difference in cardiovascular outcomes between the two groups. At this time, FDA has made no new conclusions or recommendations regarding the combined use of simvastatin or other statin

drugs and fenofibrate. The FDA will conduct a thorough review of the primary ACCORD data as soon as they become available.

- AstraZeneca and Abbott announced in **June of 2009** that the companies have submitted a New Drug Application (NDA) to the FDA for an investigational compound for the treatment of mixed dyslipidemia, a combination of two or more lipid abnormalities including high LDL cholesterol, high triglycerides, and low HDL-cholesterol. The investigational new drug consists of a combination of **rosuvastatin and fenofibric acid**, currently marketed as Crestor® and Trilipix®. Pending approval of the NDA, the new product will be marketed as **Certriad™**.

Conclusion and Recommendations

The College of Pharmacy recommends no changes to this category at this time. When Certriad™ becomes available, the College recommends evaluation of available clinical evidence and addition of this product to the Statins & Statins Combination PBPA Category.

Utilization Details of Fibric Acid Derivatives: FY 2009

Medication	Claims	Members	Units	Days	Amount Paid	Claims/Member	Per diem	% Paid
GEMFIBROZIL TAB 600MG	4,500	1,061	283,843	147,095	\$59,524.79	4.24	\$0.40	13.08%
TRICOR TAB 145MG	1,628	411	70,679	70,514	\$272,846.57	3.96	\$3.87	59.94%
TRICOR TAB 48MG	334	93	13,737	12,525	\$18,269.99	3.59	\$1.46	4.01%
FENOFIBRATE TAB 160MG	287	82	12,600	12,600	\$22,306.97	3.5	\$1.77	4.90%
TRILIPIX CAP 135MG	215	120	8,266	8,191	\$31,199.75	1.79	\$3.81	6.85%
FENOFIBRATE CAP 200MG	137	28	5,980	5,975	\$10,340.16	4.89	\$1.73	2.27%
TRIGLIDE TAB 160MG	113	37	4,142	4,052	\$16,195.93	3.05	\$4.00	3.56%
FENOFIBRATE CAP 134MG	97	27	4,218	3,918	\$5,465.62	3.59	\$1.40	1.20%
ANTARA CAP 130MG	56	13	3,520	3,520	\$14,191.80	4.31	\$4.03	3.12%
FENOFIBRATE CAP 67MG	28	7	1,320	840	\$986.81	4	\$1.17	0.22%
TRILIPIX CAP 45MG	25	18	1,020	1,020	\$1,343.73	1.39	\$1.32	0.30%
TRIGLIDE TAB 50MG	19	5	690	690	\$1,005.40	3.8	\$1.46	0.22%
FENOFIBRATE TAB 54MG	19	10	930	930	\$658.95	1.9	\$0.71	0.14%
LOFIBRA TAB 160MG	7	2	270	270	\$509.31	3.5	\$1.89	0.11%
FENOGLIDE TAB 40MG	3	2	90	90	\$119.79	1.5	\$1.33	0.03%
FENOGLIDE TAB 120MG	2	2	60	60	\$258.18	1	\$4.30	0.06%

Totals	7,470	1,774*	411,365	272,290	\$455,223.75	4.21	\$1.67	100.00%
--------	-------	--------	---------	---------	--------------	------	--------	---------

*Total number of unduplicated members