

Provider Fast Facts

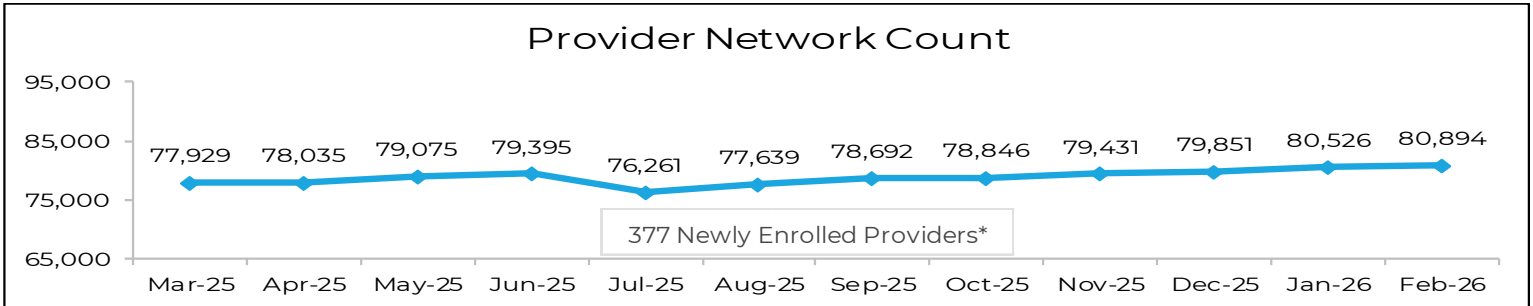
February 2026



OKLAHOMA
Health Care Authority

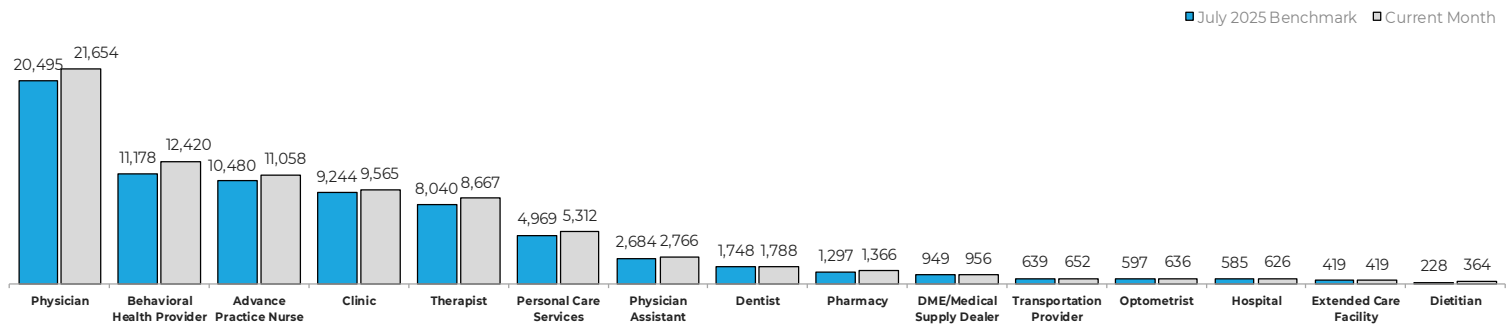
OHCA's Provider Network is defined as providers who are contracted to provide health care services by locations, programs, types, and specialties. Providers are being counted multiple times if they have multiple locations, programs, types and/or specialties. The term "contracted" is defined as a provider that was enrolled with Oklahoma SoonerCare and/or Insure Oklahoma within the reporting period, it does not necessarily indicate participation. Group Practices are excluded, but the individual providers of the group practice are included in the count.

OHCA may currently be in a provider contract renewal period. Some of the totals below may indicate a decrease in the provider counts due to this process. This occurrence is typical during all renewal periods.



* The data is based on the new provider IDs and locations added to the system during the reporting month. The effective date of the contract may or may not be in that month.

Top 15 Provider Network Counts by Type



SoonerCare Program	Total Capacity	% Capacity Used
SoonerCare Choice	1,924,782	5.63%
SoonerCare Choice I/T/U	247,450	20.25%

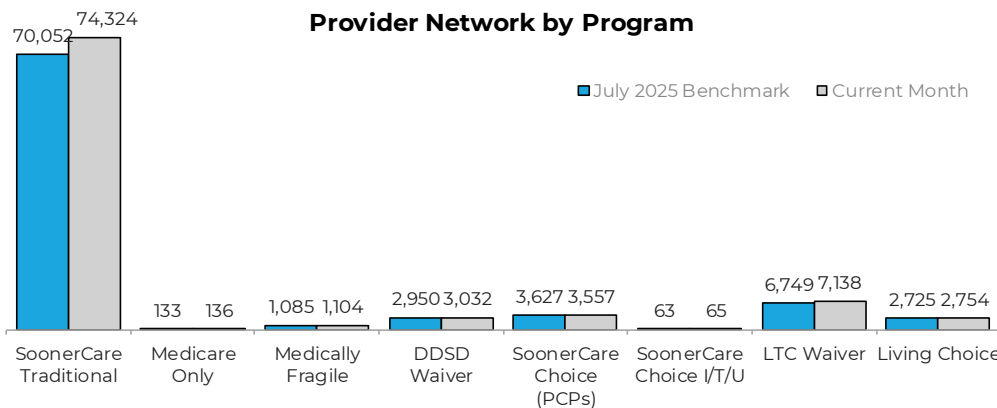
Total Capacity represents the maximum number of members that PCPs request to have assigned within OHCA's limit. Panels on hold status are excluded from the capacity calculation. The facility's panels such as group practice, FQHC (Federally Qualified Health Clinic), RHC (Rural Health Clinic) and other clinics are included.

Patient-Centered Medical Home (PMCH) Enrollment by Tier

Payment Tier Code	Count
Tier 1	522
Tier 2	272
Tier 3	265

These counts were computed using a different method than indicated elsewhere on the report and are not comparable to any other figures. Non-participating PCMH are excluded.

Provider Network by Program



Acronyms

DDSD - Developmental Disabilities Services Division

DME - Durable Medical Equipment

I/T/U - Indian Health Service/Tribal/Urban Indian

LTC - Long-Term Care

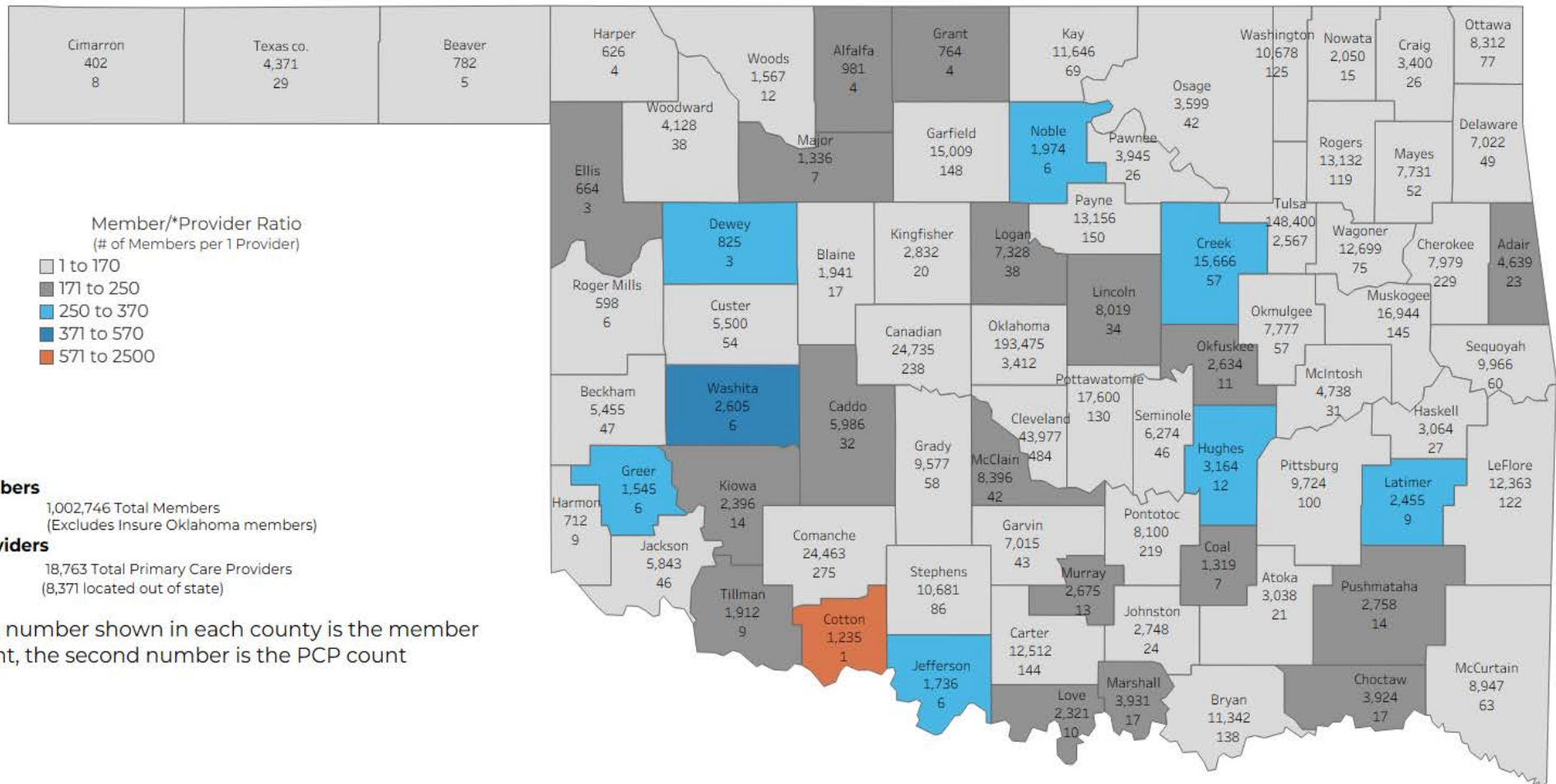
PCMH - Patient-Centered Medical Home

PCP - Primary Care Provider

Soonercare Member to *Provider Ratio February 2026



OKLAHOMA
Health Care Authority



Member/*Provider Ratio
(# of Members per 1 Provider)

- 1 to 170
- 171 to 250
- 250 to 370
- 371 to 570
- 571 to 2500

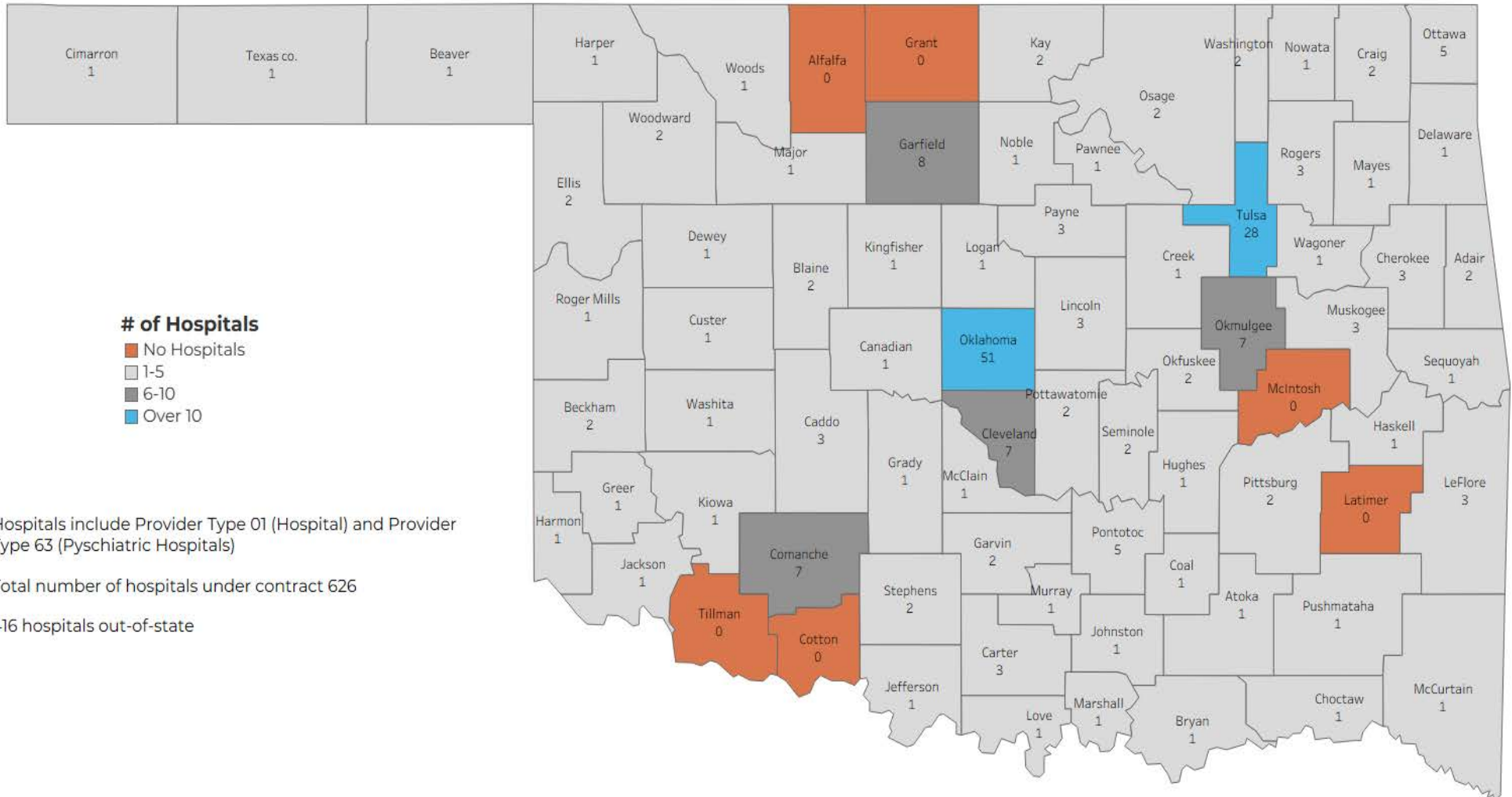
Members
1,002,746 Total Members
(Excludes Insure Oklahoma members)

***Providers**
18,763 Total Primary Care Providers
(8,371 located out of state)

First number shown in each county is the member count, the second number is the PCP count

Primary Care Providers consist of all providers contracted as a Certified Registered Nurse Practitioner, General Pediatrician, General Practitioner, Internist, and Physician Assistant. They are not necessarily a Choice/Medical Home Provider. Count is based on Provider Network with is defined on previous page. Data is valid as of the report date and is subject to change.

Hospitals By County February 2026



of Hospitals

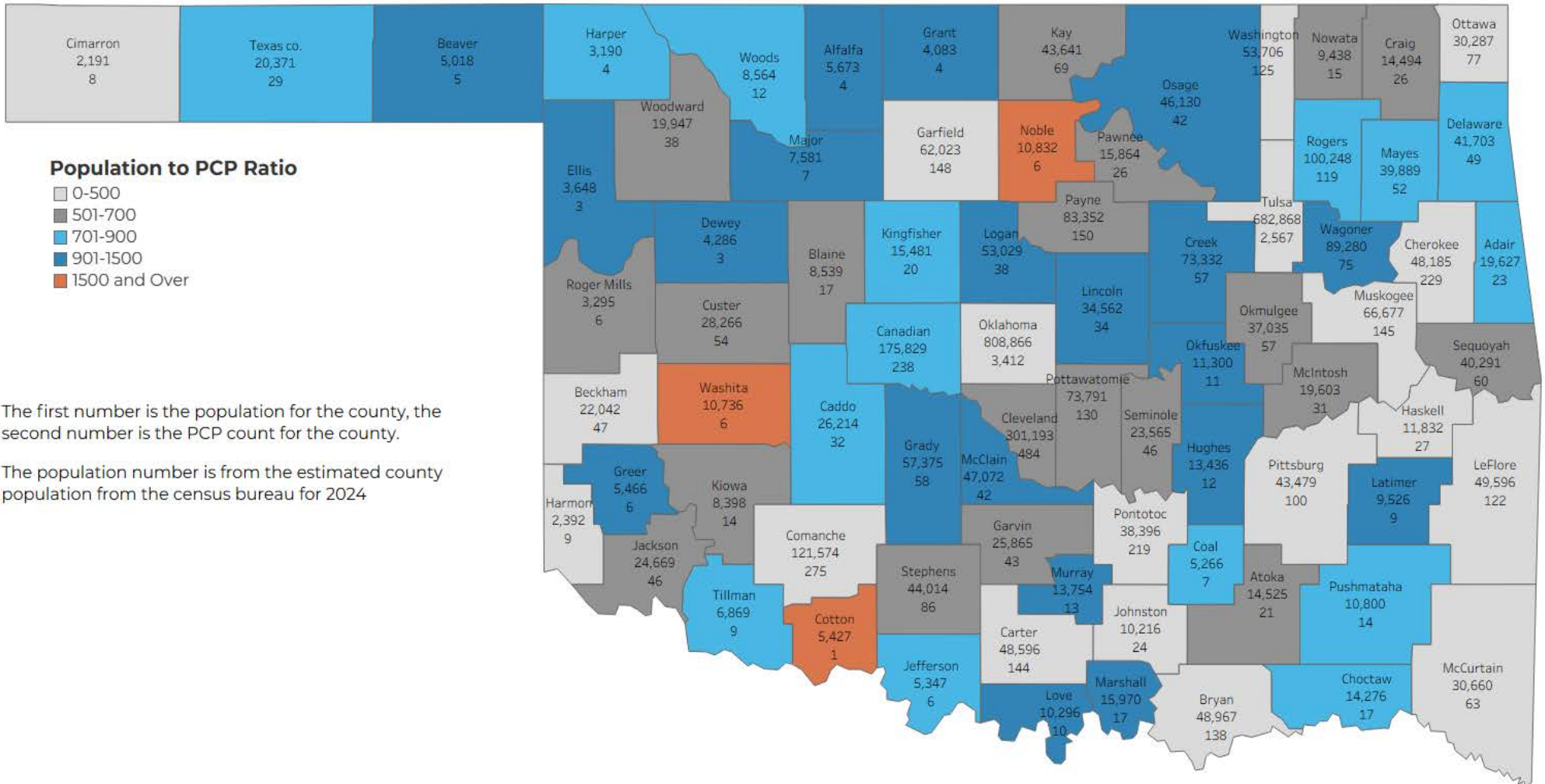
- No Hospitals
- 1-5
- 6-10
- Over 10

Hospitals include Provider Type 01 (Hospital) and Provider Type 63 (Psychiatric Hospitals)

Total number of hospitals under contract 626

416 hospitals out-of-state

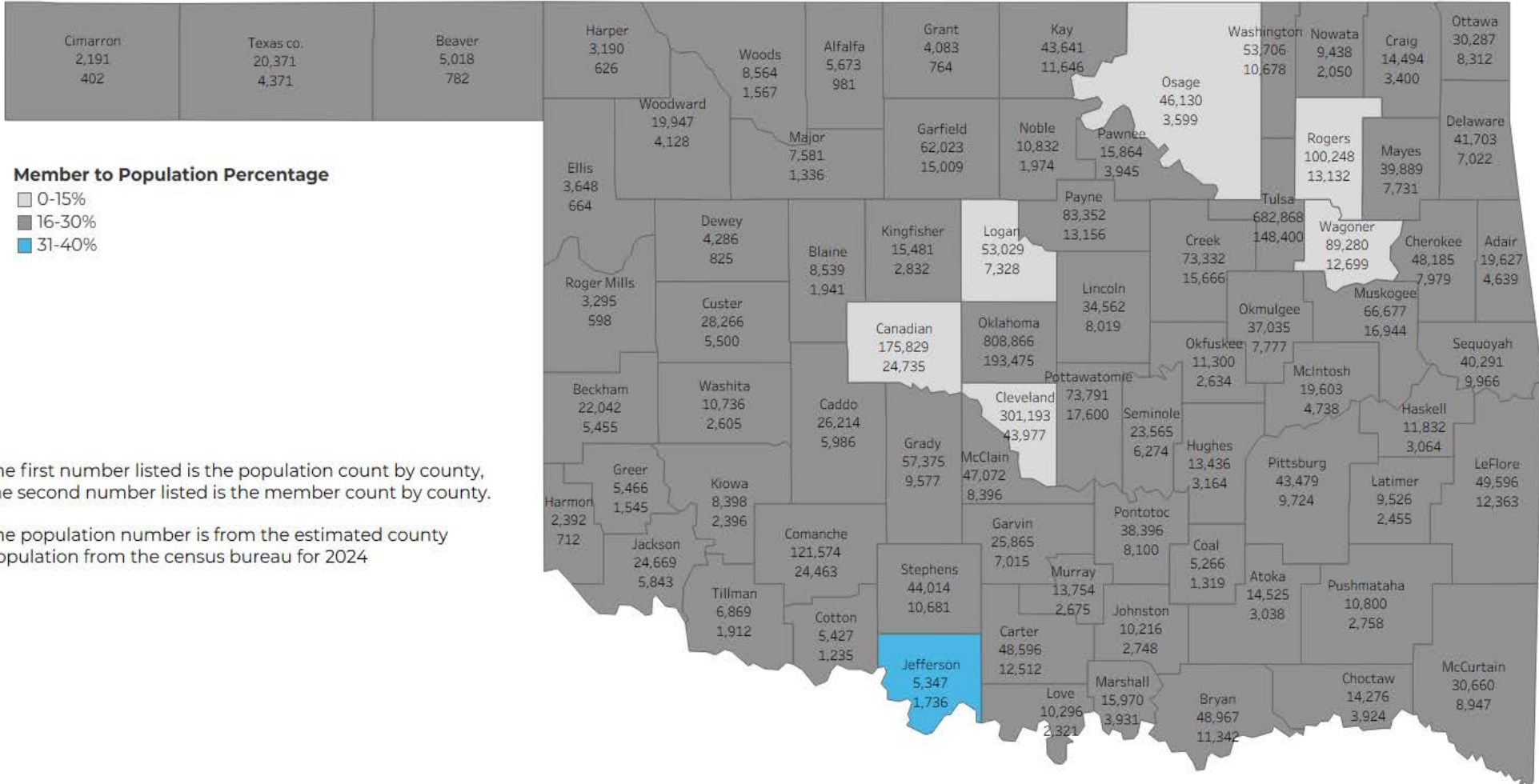
Population to PCP Ratio February 2026



The first number is the population for the county, the second number is the PCP count for the county.

The population number is from the estimated county population from the census bureau for 2024

Member to Population Percentage February 2026



The first number listed is the population count by county, the second number listed is the member count by county.

The population number is from the estimated county population from the census bureau for 2024