

# American Indian Fast Facts

## February 2026



**OKLAHOMA**  
Health Care Authority

Validation Percent		Total American Indian Enrollment	Total Enrollment (includes Insure Oklahoma)	Percent of Total
Self Reported	47%	179,415	1,006,715	18%
Verified	53%			

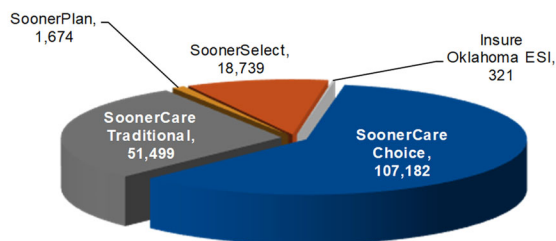
Total Enrollment is the number of members enrolled in SoonerCare and Insure Oklahoma.

### American Indian Enrollment by Aid Category

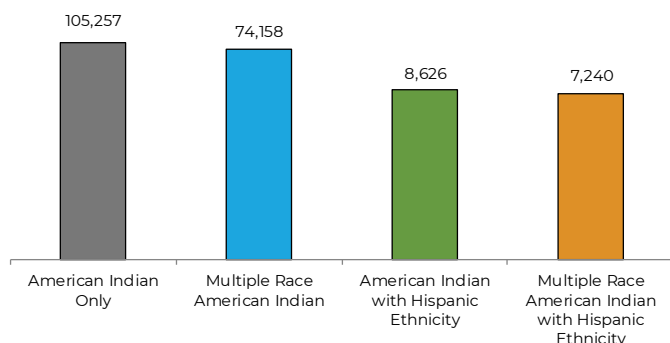
Qualifying Group	Enrollment	% of Total
Children/Parents	118,066	65.81%
Aged/Blind/Disabled	16,299	9.08%
Oklahoma Cares	6	0.00%
TEFRA	140	0.08%
OTHER	2,248	1.25%
SoonerPlan	1,674	0.93%
Insure Oklahoma		
Employer-Sponsored Insurance (ESI)	321	0.18%
Expansion	40,661	22.66%

OTHER group includes—Child Custody-Refugee-Qualified Medicare Beneficiary-SLMB-DDSD Supported Living-Program of All Inclusive Care for the Elderly (PACE)-Soon to be Sooners (STBS) and TB patients. For more information go to [www.okhca.org](http://www.okhca.org) under Individuals then to Programs.

### American Indian Enrollment by Delivery System

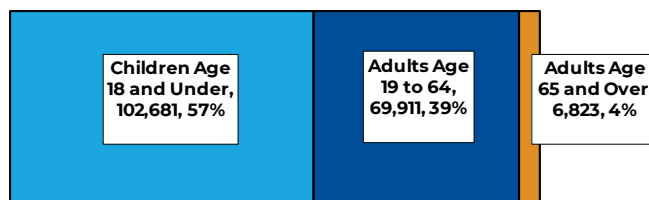


### American Indian Race Breakdown



Race is self-reported by members at the time of enrollment. The multiple race members have selected two or more races. Hispanic is an ethnicity not a race.

### Age Breakdown of American Indian Enrollment



### American Indian by Sex

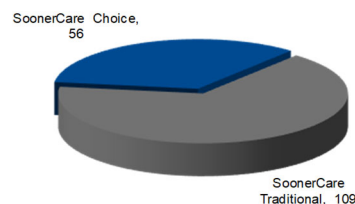
Female	98,962
Male	80,453

## Indian Health Service/Tribal/Urban (I/T/U) Providers

### I/T/U Providers by Program

#### I/T/U Clinics & Hospitals

Clinics	90
Hospitals	10



**I/T/U Providers Accepting Non-Indian Members** 47

# American Indian by County - February 2026

