

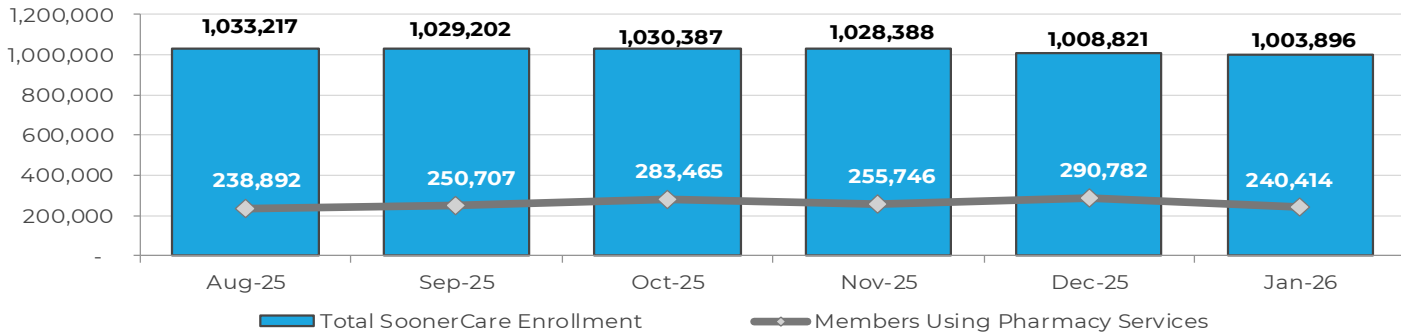
Pharmacy Fast Facts

January 2026



OKLAHOMA
Health Care Authority

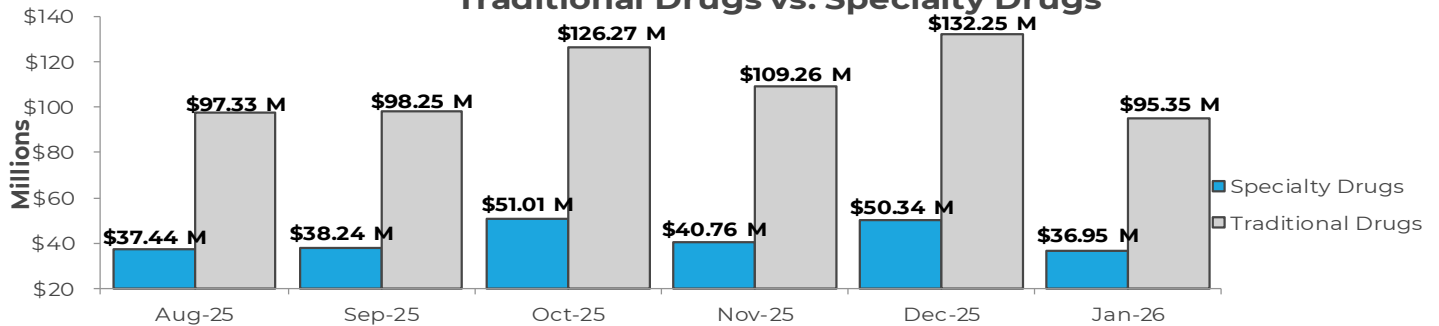
*Members Using Pharmacy Services vs. Total Enrollment



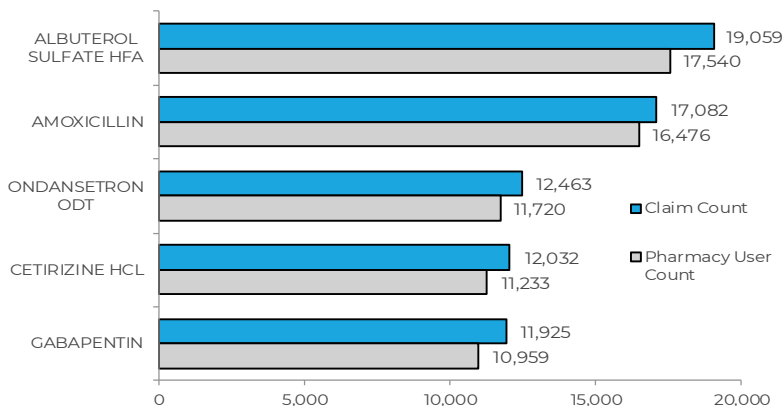
*Members using Pharmacy services methodology updated April 2024 due to Sooner Select

	Members Served (Utilizers)	Numbers of Paid Prescriptions	Total Reimbursement
Adult	101,456	485,212	\$103,490,252
Child	138,958	199,593	\$31,478,388
Total	240,414	684,805	\$134,968,639

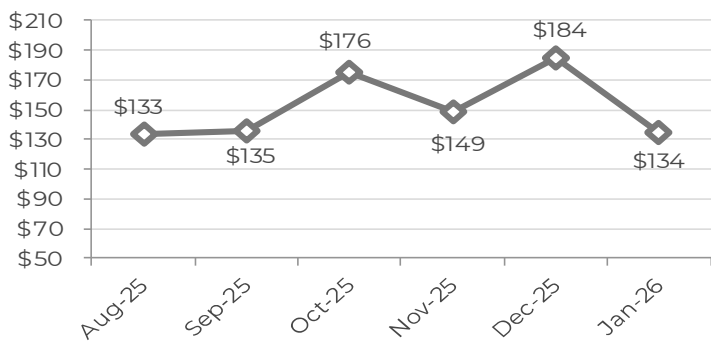
*Traditional Drugs vs. Specialty Drugs



Top 5 Medications by Claims



Total Pharmacy Reimbursement Per Member Per Month



Notes: Per Member Per Month based on Total Enrollment; including Insure Oklahoma.

Spending and Claim Statistics for Sum:

	Total Reimbursement Amount	Number of Paid Prescriptions	Average Reimbursement per Prescription	Dispensing Rate
Generic	\$35,925,614	604,526	\$52	90%
Brand Name	\$96,380,706	65,363	\$644	10%
Total	\$132,306,320	669,889	\$198	

Utilization of non-drug items is not included.

Child is defined as an individual aged 0-18. Pharmacy claims data excludes compound claims. Pharmacy User is member using pharmacy services. Member counts include Insure Oklahoma. This publication is authorized by the Oklahoma Health Care Authority in accordance with state and federal regulations. OHCA is in compliance with the Title VI and Title VII of the 1964 Civil Rights Act and the Rehabilitation Act of 1973. For additional copies, you can go online to OHCA's website www.okhca.org under Research/Statistics and Data. The Oklahoma Health Care Authority does not discriminate on the basis of race, color, national origin, gender, religion, age or disability in employment or the provision of services. Data was compiled by the Office of Data Governance & Analytics as of the report date and is subject to change.

Pharmacy Fast Facts

January 2026



OKLAHOMA
Health Care Authority

