

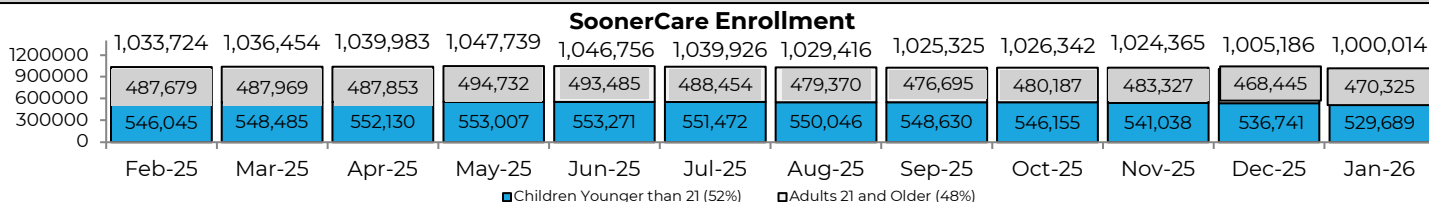
Behavioral Health Fast Facts

January 2026

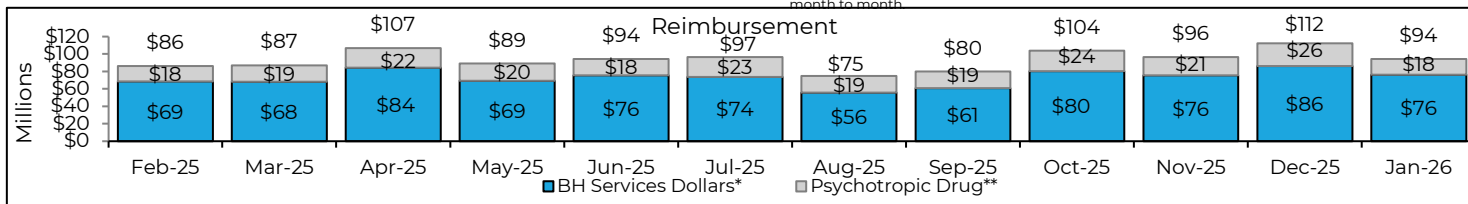
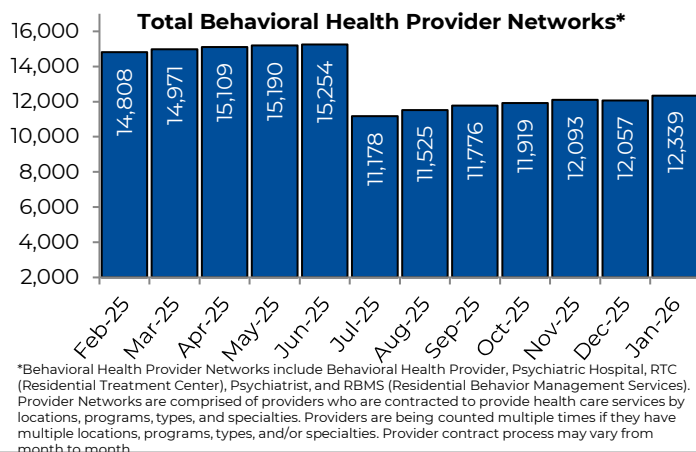
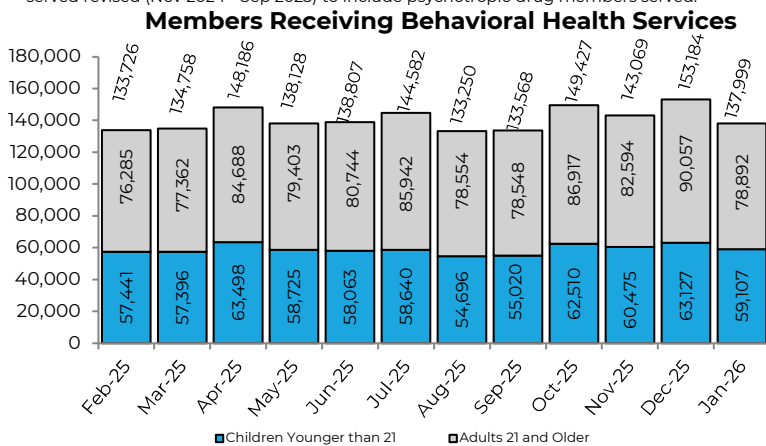


OKLAHOMA
Health Care Authority

OHCA's **Behavioral Health Program** provides a behavioral health care benefit for adults 21 years of age and older and children under 21 years of age who are enrolled in SoonerCare (Traditional, Choice & SoonerSelect) programs.



Notes: The enrollment numbers are SoonerCare only Insure Oklahoma is excluded. Members receiving BH services includes psychotropic drug claims. Previous months members served revised (Nov 2024 - Sep 2025) to include psychotropic drug members served.



*Totals may not sum correctly due to rounding calculations.

**Prescription claims that are not coded with diagnostic information and drugs used to treat behavioral health conditions may be used for some physical health conditions as well. This figure includes all uses of the drug included within behavioral health categories.

Behavioral Health Services Reimbursement*						
Category of Service	Children Younger than 21			Adults 21 and Older		
	Reimbursement	Members Served*	Average per Member	Reimbursement	Members Served*	Average per Member
Behavioral Health Services	\$ 28,420,333	34,500	\$ 824	\$ 30,350,221	35,123	\$ 864
Community Mental Health Services	\$ 839,699	20,567	\$ 41	\$ 1,342,294	23,805	\$ 56
Inpatient Services	\$ 7,825,436	159	\$ 49,217	\$ 216,812	106	\$ 2,045
Other Services	\$ 4,678	27	\$ 173	\$ 12,383	65	\$ 191
Physician Services	\$ 13,383	89	\$ 150	\$ 18,267	80	\$ 228
Psychiatric Services	\$ 4,538,594	718	\$ 6,321	\$ 2,708,235	613	\$ 4,418
RBMS - Foster Care Agencies	\$ 100,093	39	\$ 2,566			
State Program (SP) Services	\$ 183	6	\$ 31	\$ 20	1	\$ 20
Psychotropic Drug	\$ 4,120,437	28,776	\$ 143	\$ 13,672,494	50,031	\$ 273
Total** (Unduplicated)	\$45,862,837	59,107	\$776	\$48,320,726	78,892	\$612

*Behavioral Health Services Reimbursement is based on category of service. It does not include diagnosis information, which may not include all the expenses related to behavioral health services.

**The Total is an unduplicated count, members are only being counted once. Member Served counts members multiple times if they have multiple Category of Services, however, they are only counted once under each Reporting of figures are based on the final payment date of the claims. Trends from month to month vary due to sporadic billing, or Provider contract process. This publication is authorized by the Oklahoma Health Care Authority in accordance with state and federal regulations. OHCA is in compliance with Title VI and Title VII of the Civil rights Act and the Rehabilitation Act of 1973. For additional copies, you can go online to OHCA's website www.okhca.org/research/data. The Oklahoma Health Care Authority does not discriminate on the basis of race, color, national origin, gender, religion, age or disability in employment or the provision of services. The data was compiled by Office of Data Governance & Analytics and is valid as of the report date and is subject to change.