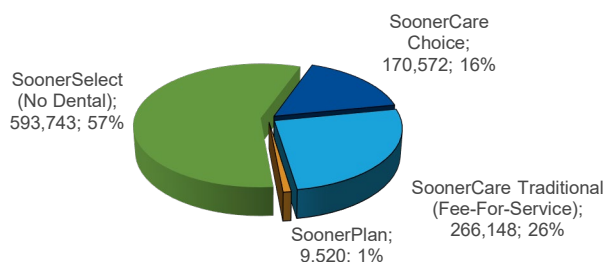


SoonerCare Fast Facts

April 2025

Delivery System Breakdown of Total Enrollment



TOTAL ENROLLMENT – OKLAHOMA SOONERCARE (MEDICAID)

| Qualifying Group | Age Group | Enrollment | % of Total |
|---|-----------|------------|------------|
| Aged/Blind/Disabled | Child | 17,062 | 1.64% |
| Aged/Blind/Disabled | Adult | 147,181 | 14.15% |
| Children/Parents | Child | 512,265 | 49.26% |
| Children/Parents | Adult | 95,631 | 9.20% |
| Expansion | Adult | 229,154 | 22.03% |
| Other | Child | 246 | 0.02% |
| Other | Adult | 27,829 | 2.68% |
| Oklahoma Cares (Breast and Cervical Cancer) | | 36 | 0.00% |
| SoonerPlan (Family Planning) | | 9,520 | 0.92% |
| TEFRA | | 1,059 | 0.10% |

Other Enrollment Facts

Total Monthly Enrollment (Including Insure Oklahoma) - 1,044,489

Unduplicated Enrollment SFY (July through report month including Insure Oklahoma) - 1,272,286

Other Breakdowns of Total Enrollment

Oklahoma SoonerCare (Medicaid) members residing in a long-term care facility - 14,221

Oklahoma persons enrolled in both Medicare and Medicaid (Dual Enrollees) - 123,139

SoonerCare (Medicaid) members enrolled in Home & Community-Based Services (HCBS) Waivers - 29,723

SoonerCare (Medicaid) members enrolled in Program of All-Inclusive Care for the Elderly (PACE) - 814

| Small Businesses Enrolled in ESI | Employees w/ ESI | Individual Plan (IP) Members |
|----------------------------------|------------------|------------------------------|
| 2,162 | 4,506 | 0 |

OTHER Group includes—DDSD State-PKU-Q1-Q2-Refugee--SLMB-Soon to be Sooners (STBS) and TB patients. The Total Enrollment figure makes up 589,382 cases. A case is used to group members of the same family living in the same household.

For more information go to www.okhca.org under Individuals then to Programs. Insure Oklahoma members are NOT included in the figures above.

Unless stated otherwise, CHILD is defined as an individual under the age of 21.

Note that all subsequent figures are groups within the above total enrollment numbers (except Insure Oklahoma). SoonerPlan members are not entitled to the full scope of benefits, only family planning services are covered.

The Insure Oklahoma is a program to assist qualifying small business owners, employees & their spouses (Employer-Sponsored Insurance- ESI) with health insurance premiums and some individual Oklahomans (Individual Plan-IP) with limited health coverage.

www.insureoklahoma.org

New Enrollees

| | |
|---|---------------|
| Oklahoma SoonerCare members that have not been enrolled in the past 6 months. | |
| Adult | 14,237 |
| Child | 9,939 |
| Total | 24,176 |

CHIP Breakdown of Total Enrollment

Members qualifying for SoonerCare (Medicaid) eligibility under the CHIP program are under age 19 and have income between the maximum for standard eligibility and the expanded Federal Poverty Level (FPL) income guidelines.

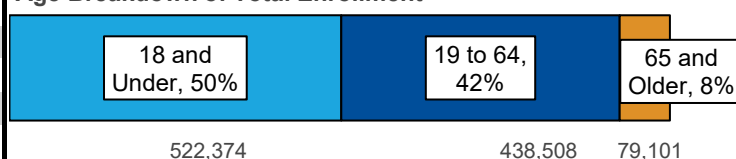
| Age Breakdown | % of FPL | CHIP Enrollees |
|----------------------------|--------------|----------------|
| INSURE OK DEPENDENTS (ESI) | | 116 |
| PRENATAL | | 2,574 |
| INFANT | 170% to 210% | 898 |
| 1 to 5 | 152% to 210% | 8,797 |
| 6 to 13 | 116% to 210% | 33,339 |
| 14-18 | 66% to 210% | 39,384 |
| Total | | 85,108 |

Race Breakdown of Total Enrollment

| | Children | Adults | Percent | Pregnant Women |
|---------------------------|----------|---------|---------|----------------|
| American Indian | 60,963 | 45,417 | 10% | 4,532 |
| Asian or Pacific Islander | 14,914 | 13,287 | 3% | 996 |
| Black or African American | 60,204 | 57,712 | 11% | 3,565 |
| Caucasian | 307,576 | 315,115 | 60% | 22,886 |
| Two or More Races | 77,653 | 31,162 | 10% | 3,272 |
| Declined To Answer | 30,820 | 25,160 | 5% | 2,710 |
| Hispanic or Latino | 135,241 | 50,784 | 18% | 8,823 |

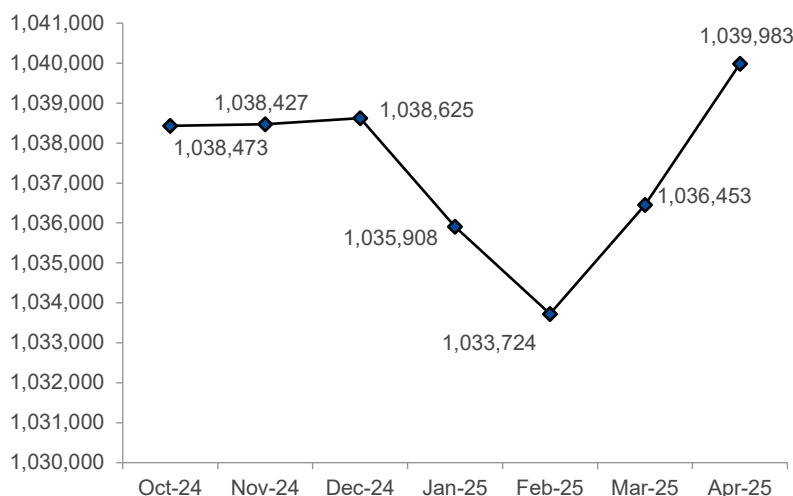
Race is self-reported by members at the time of enrollment. The two or more race members have selected two or more races. Hispanic or Latino is an ethnicity, not a race. Hispanics or Latinos can be any race and are accounted for in the race category above. Pregnant women includes CHIP Prenatal and postpartum.

Age Breakdown of Total Enrollment

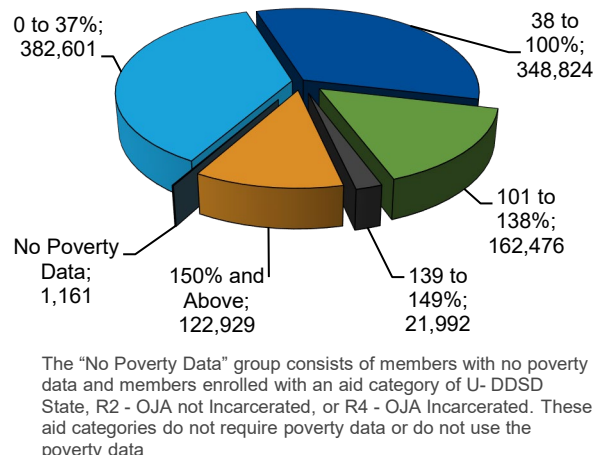


Data was compiled by the Office of Data Governance and Analytics as of the report date and is subject to change. Numbers frequently change due to certifications occurring after the data is extracted and other factors. This report is based on data within the system prior to the report date. A majority of the data is a "point in time" representation of the specific report month and is not cumulative. Unless stated otherwise, CHILD is defined as an individual under the age of 21.

Total Enrollment Trend



Percent of Federal Poverty Levels Totals



SoonerSelect Open Enrollment Begins May 1: What Members Need to Know

Oklahoma City, OK – Beginning May 1, SoonerSelect members can participate in open enrollment by choosing to stay in their current health and dental plans or make a change. The Oklahoma Health Care Authority wants SoonerSelect members to feel comfortable and confident with their health and dental plan selections to ensure the benefits meet the needs of members and their families. Below is a guide for what members need to know before open enrollment.

Story continues here: [SoonerSelect Open Enrollment Begins May 1: What Members Need to Know](#)

Data was compiled by the Office of Data Governance and Analytics as of the report date and is subject to change. Numbers frequently change due to certifications occurring after the data is extracted and other factors. This report is based on data within the system prior to the report date. A majority of the data is a "point in time" representation of the specific report month and is not cumulative. Unless stated otherwise, CHILD is defined as an individual under the age of 21.