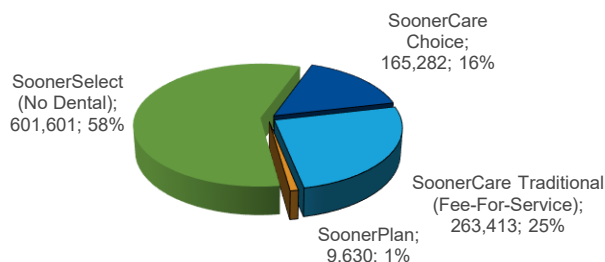


# SoonerCare Fast Facts

## July 2025

### Delivery System Breakdown of Total Enrollment



### TOTAL ENROLLMENT – OKLAHOMA SOONERCARE (MEDICAID)

| Qualifying Group                            | Age Group | Enrollment | % of Total |
|---------------------------------------------|-----------|------------|------------|
| Aged/Blind/Disabled                         | Child     | 16,688     | 1.60%      |
| Aged/Blind/Disabled                         | Adult     | 146,677    | 14.10%     |
| Children/Parents                            | Child     | 512,090    | 49.24%     |
| Children/Parents                            | Adult     | 92,245     | 8.87%      |
| Expansion                                   | Adult     | 233,359    | 22.44%     |
| Other                                       | Child     | 230        | 0.02%      |
| Other                                       | Adult     | 27,906     | 2.68%      |
| Oklahoma Cares (Breast and Cervical Cancer) |           | 31         | 0.00%      |
| SoonerPlan (Family Planning)                |           | 9,630      | 0.93%      |
| TEFRA                                       |           | 1,070      | 0.10%      |

### Other Enrollment Facts

Total Monthly Enrollment (Including Insure Oklahoma) - 1,044,295

Unduplicated Enrollment SFY (July through report month including Insure Oklahoma) - 1,044,295

### Other Breakdowns of Total Enrollment

Oklahoma SoonerCare (Medicaid) members residing in a long-term care facility - 14,261

Oklahoma persons enrolled in both Medicare and Medicaid (Dual Enrollees) - 123,210

SoonerCare (Medicaid) members enrolled in Home & Community-Based Services (HCBS) Waivers - 29,987

SoonerCare (Medicaid) members enrolled in Program of All-Inclusive Care for the Elderly (PACE) - 819

| Small Businesses Enrolled in ESI | Employees w/ ESI | Individual Plan (IP) Members |
|----------------------------------|------------------|------------------------------|
| 2,101                            | 4,369            | 0                            |

OTHER Group includes—DDSD State-PKU-Q1-Q2-Refugee--SLMB-Soon to be Sooners (STBS) and TB patients. The Total Enrollment figure makes up 590,188 cases. A case is used to group members of the same family living in the same household.

For more information go to [www.okhca.org](http://www.okhca.org) under Individuals then to Programs. Insure Oklahoma members are NOT included in the figures above.

Unless stated otherwise, CHILD is defined as an individual under the age of 21.

Note that all subsequent figures are groups within the above total enrollment numbers (except Insure Oklahoma). SoonerPlan members are not entitled to the full scope of benefits, only family planning services are covered.

The Insure Oklahoma is a program to assist qualifying small business owners, employees & their spouses (Employer-Sponsored Insurance- ESI) with health insurance premiums and some individual Oklahomans (Individual Plan-IP) with limited health coverage.

[www.insureoklahoma.org](http://www.insureoklahoma.org)

### New Enrollees

|                                                                               |               |
|-------------------------------------------------------------------------------|---------------|
| Oklahoma SoonerCare members that have not been enrolled in the past 6 months. |               |
| Adult                                                                         | 12,505        |
| Child                                                                         | 9,277         |
| <b>Total</b>                                                                  | <b>21,782</b> |

### CHIP Breakdown of Total Enrollment

Members qualifying for SoonerCare (Medicaid) eligibility under the CHIP program are under age 19 and have income between the maximum for standard eligibility and the expanded Federal Poverty Level (FPL) income guidelines.

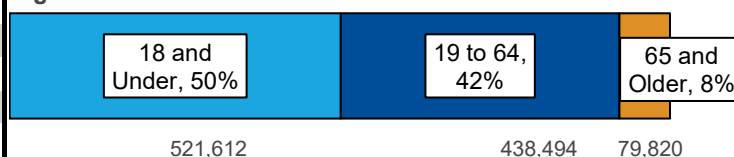
| Age Breakdown              | % of FPL     | CHIP Enrollees |
|----------------------------|--------------|----------------|
| INSURE OK DEPENDENTS (ESI) |              | 133            |
| PRENATAL                   |              | 2,587          |
| INFANT                     | 170% to 210% | 775            |
| 1 to 5                     | 152% to 210% | 7,368          |
| 6 to 13                    | 116% to 210% | 29,966         |
| 14-18                      | 66% to 210%  | 35,825         |
| <b>Total</b>               |              | <b>76,654</b>  |

### Race Breakdown of Total Enrollment

|                           | Children | Adults  | Percent | Pregnant Women |
|---------------------------|----------|---------|---------|----------------|
| American Indian           | 61,136   | 45,713  | 10%     | 4,532          |
| Asian or Pacific Islander | 14,986   | 13,213  | 3%      | 1,000          |
| Black or African American | 60,099   | 57,312  | 11%     | 3,603          |
| Caucasian                 | 306,132  | 314,867 | 60%     | 23,070         |
| Two or More Races         | 78,691   | 31,594  | 11%     | 3,273          |
| Declined To Answer        | 30,428   | 25,755  | 5%      | 2,620          |
| Hispanic or Latino        | 135,182  | 50,769  | 18%     | 8,790          |

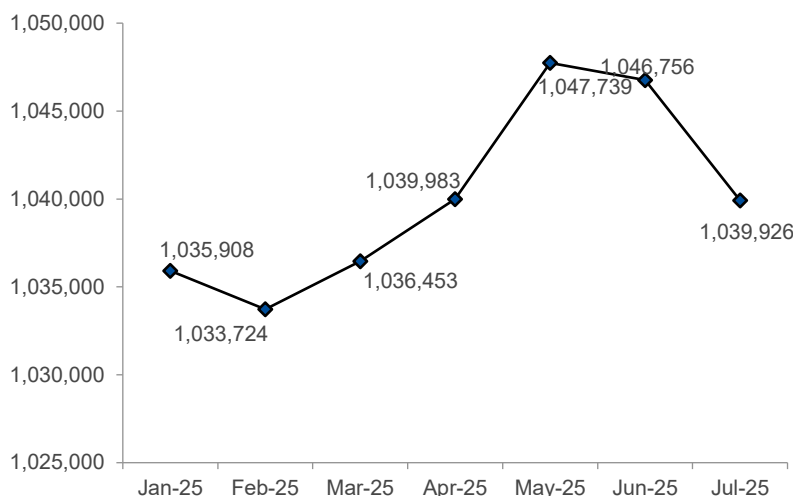
Race is self-reported by members at the time of enrollment. The two or more race members have selected two or more races. Hispanic or Latino is an ethnicity, not a race. Hispanics or Latinos can be any race and are accounted for in the race category above. Pregnant women includes CHIP Prenatal and postpartum.

### Age Breakdown of Total Enrollment

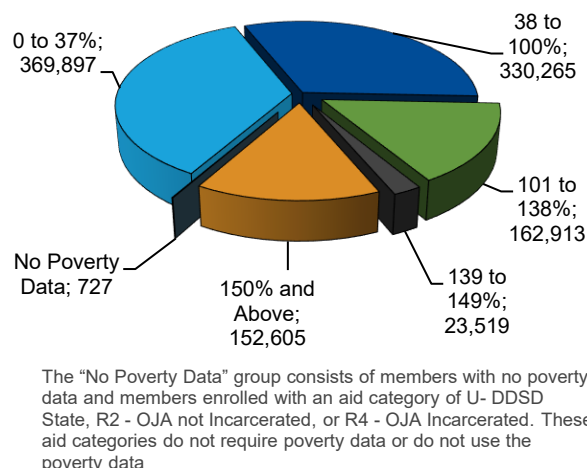


Data was compiled by the Office of Data Governance and Analytics as of the report date and is subject to change. Numbers frequently change due to certifications occurring after the data is extracted and other factors. This report is based on data within the system prior to the report date. A majority of the data is a "point in time" representation of the specific report month and is not cumulative. Unless stated otherwise, CHILD is defined as an individual under the age of 21.

**Total Enrollment Trend**



**Percent of Federal Poverty Levels Totals**



## Oklahoma Health Care Authority welcomes new chief operating officer, appoints two long-standing leaders to executive roles

Oklahoma City, OK – The Oklahoma Health Care Authority welcomes Sherri White as chief operating officer and announces the promotion of Carolyn Reconnu-Shoffner as chief clinical officer and Christina Foss as state Medicaid director, in addition to her role as chief of staff. As chief operating officer, White will oversee Medicaid program operations, including managed care, data and quality, provider relations and eligibility and coverage services. With more than two decades of leadership in managed care, Medicaid, Medicare and commercial health insurance programs, White brings a wealth of experience in startup success, operational excellence and transformative leadership.

Story continues here: [\*\*Oklahoma Health Care Authority welcomes new chief operating officer, appoints two long-standing leaders to executive roles\*\*](#)

Data was compiled by the Office of Data Governance and Analytics as of the report date and is subject to change. Numbers frequently change due to certifications occurring after the data is extracted and other factors. This report is based on data within the system prior to the report date. A majority of the data is a "point in time" representation of the specific report month and is not cumulative. Unless stated otherwise, CHILD is defined as an individual under the age of 21.