

SoonerCare Fast Facts

March 2025

TOTAL ENROLLMENT – OKLAHOMA SOONERCARE (MEDICAID)

Qualifying Group	Age Group	Enrollment	% of Total
Aged/Blind/Disabled	Child	17,202	1.66%
Aged/Blind/Disabled	Adult	147,433	14.22%
Children/Parents	Child	508,474	49.06%
Children/Parents	Adult	95,086	9.17%
Expansion	Adult	229,253	22.12%
Other	Child	228	0.02%
Other	Adult	27,751	2.68%
Oklahoma Cares (Breast and Cervical Cancer)		35	0.00%
SoonerPlan (Family Planning)		9,939	0.96%
TEFRA		1,052	0.10%

Total Enrollment	1,036,453	Adults	487,969	47%
		Children	548,485	53%

OTHER Group includes—DDSD State-PKU-Q1-Q2-Refugee--SLMB-Soon to be Sooners (STBS) and TB patients. The Total Enrollment figure makes up 588,245 cases. A case is used to group members of the same family living in the same household.

For more information go to www.okhca.org under Individuals then to Programs. Insure Oklahoma members are NOT included in the figures above.

Unless stated otherwise, CHILD is defined as an individual under the age of 21.

Note that all subsequent figures are groups within the above total enrollment numbers (except Insure Oklahoma). SoonerPlan members are not entitled to the full scope of benefits, only family planning services are covered.

The Insure Oklahoma is a program to assist qualifying small business owners, employees & their spouses (Employer-Sponsored Insurance- ESI) with health insurance premiums and some individual Oklahomans (Individual Plan-IP) with limited health coverage.

www.insureoklahoma.org

New Enrollees

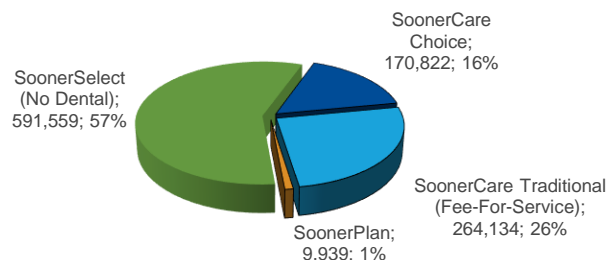
Oklahoma SoonerCare members that have not been enrolled in the past 6 months.	
Adult	12,282
Child	9,002
Total	21,284

CHIP Breakdown of Total Enrollment

Members qualifying for SoonerCare (Medicaid) eligibility under the CHIP program are under age 19 and have income between the maximum for standard eligibility and the expanded Federal Poverty Level (FPL) income guidelines.

Age Breakdown	% of FPL	CHIP Enrollees
INSURE OK DEPENDENTS (ESI)		122
PRENATAL		2,513
INFANT	170% to 210%	976
1 to 5	152% to 210%	9,345
6 to 13	116% to 210%	34,501
14-18	66% to 210%	39,710
Total		87,167

Delivery System Breakdown of Total Enrollment



Other Enrollment Facts

Total Monthly Enrollment (Including Insure Oklahoma) - 1,041,111
Unduplicated Enrollment SFY (July through report month including Insure Oklahoma) - 1,251,217
Other Breakdowns of Total Enrollment
Oklahoma SoonerCare (Medicaid) members residing in a long-term care facility - 14,311
Oklahoma persons enrolled in both Medicare and Medicaid (Dual Enrollees) - 123,257
SoonerCare (Medicaid) members enrolled in Home & Community-Based Services (HCBS) Waivers - 29,689
SoonerCare (Medicaid) members enrolled in Program of All-Inclusive Care for the Elderly (PACE) - 818

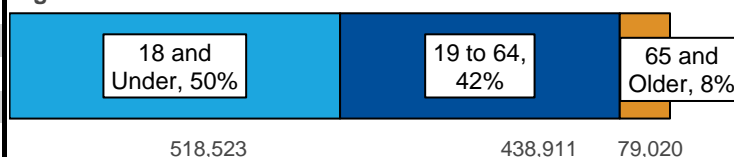
Small Businesses Enrolled in ESI	Employees w/ ESI	Individual Plan (IP) Members
2,187	4,658	0

Race Breakdown of Total Enrollment

	Children	Adults	Percent	Pregnant Women
American Indian	60,484	45,372	10%	4,487
Asian or Pacific Islander	14,816	13,353	3%	999
Black or African American	59,900	57,844	11%	3,557
Caucasian	305,759	315,303	60%	22,770
Two or More Races	76,853	31,042	10%	3,256
Declined To Answer	30,673	25,055	5%	2,732
Hispanic or Latino	134,101	50,928	18%	8,730

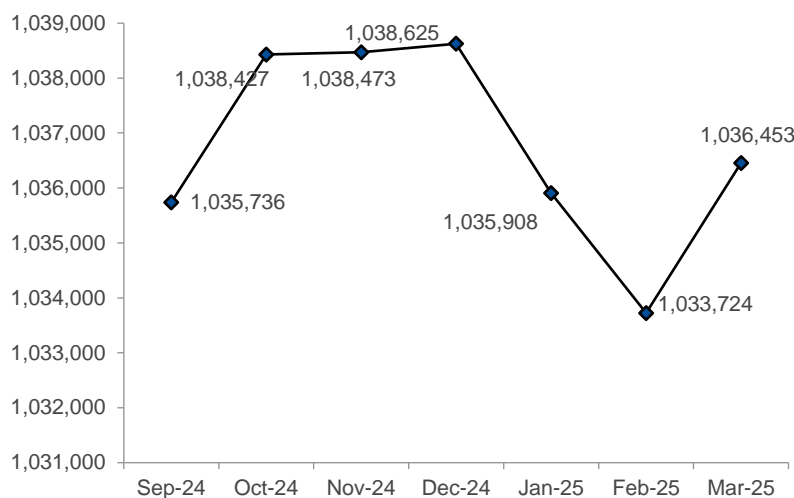
Race is self-reported by members at the time of enrollment. The two or more race members have selected two or more races. Hispanic or Latino is an ethnicity, not a race. Hispanics or Latinos can be any race and are accounted for in the race category above. Pregnant women includes CHIP Prenatal and postpartum.

Age Breakdown of Total Enrollment

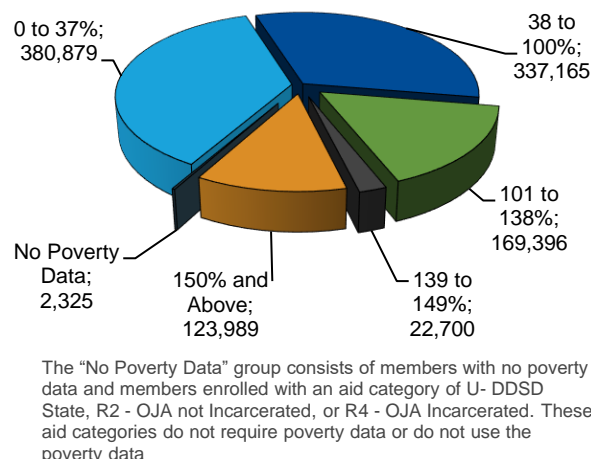


Data was compiled by the Office of Data Governance and Analytics as of the report date and is subject to change. Numbers frequently change due to certifications occurring after the data is extracted and other factors. This report is based on data within the system prior to the report date. A majority of the data is a "point in time" representation of the specific report month and is not cumulative. Unless stated otherwise, CHILD is defined as an individual under the age of 21.

Total Enrollment Trend



Percent of Federal Poverty Levels Totals



SoonerSelect Celebrates One Year of Transforming Health Care for Oklahomans

Oklahoma City, OK – One year after launching, SoonerSelect is delivering positive results for members and providers across the state. From increased access to care to innovative value-added benefits, SoonerSelect has enhanced health outcomes for thousands of Oklahomans.

"SoonerSelect is delivering real results for Oklahomans," said Governor J. Kevin Stitt. "By modernizing Medicaid and focusing on proactive, patient-centered care, we are improving health outcomes while being good stewards of taxpayer dollars."

Strengthening Health Care Access and Value

During the past year, more than 612,000 SoonerSelect members have taken advantage of a variety of value-added benefits designed to support overall health and wellness. Some of the positive impacts include:

Financial assistance through reward dollars. Over 151,400 members earned more than \$2.1 million for completing health activities, helping pay for groceries, rent, childcare and more.

Promoting physical activity and healthy lifestyles. Members used their free YMCA memberships more than 20,684 times.

Enhanced access to dental care through language assistance, increased awareness and personalized case management support.

Address food insecurity with more than \$259,000 provided in Food Rx vouchers for nutritious meals.

Connecting students with more than 8,000 hours of tutoring provided to students at risk of not meeting academic standards.

Article continues here: [SoonerSelect Celebrates One Year of Transforming Health Care for Oklahomans](#)

Data was compiled by the Office of Data Governance and Analytics as of the report date and is subject to change. Numbers frequently change due to certifications occurring after the data is extracted and other factors. This report is based on data within the system prior to the report date. A majority of the data is a "point in time" representation of the specific report month and is not cumulative. Unless stated otherwise, CHILD is defined as an individual under the age of 21.