

# SoonerCare Adult Fast Facts

February 2024



**OKLAHOMA**  
Health Care Authority

Adults age 19 and over are the largest number of enrollees in the SoonerCare program, at approximately 51 percent. Adults that are enrolled under the SoonerCare program can receive a vast array of treatment and services such as inpatient and outpatient hospital, behavioral health, prescribed drugs, and other health services. For more information go to our website at [www.okhca.org](http://www.okhca.org).

## SoonerCare Adult Breakdown

Qualifying Group	Enrollment by Age Group						
	Total	Percent	19 - 25	26 - 34	35 - 54	55 - 64	65+
Aged/Blind/Disabled (ABD)	152,678	29%	8,397	11,227	35,970	36,475	60,609
Adults in the Children/Parents Group	99,326	19%	26,212	36,714	34,562	1,755	83
Expansion	243,062	46%	56,492	54,876	97,279	34,214	201
Oklahoma Cares	177	0.03%	0	18	87	70	2
SoonerPlan	7,244	1%	1,118	2,059	2,540	559	968
Other	28,471	5%	876	1,628	4,562	6,276	15,129

OTHER Group includes—TEFRA-Refugee-Qualified Medicare Beneficiary-SLMB-DDSD Supported Living and TB patients. For more information go to [www.okhca.org](http://www.okhca.org) under Individuals and Programs. Insure Oklahoma members are NOT included in the figures above.

**Total Adult Enrollment 530,958 Males 205,830 Females 325,128**

**SFY2024 Enrollment Year to Date 790,504**

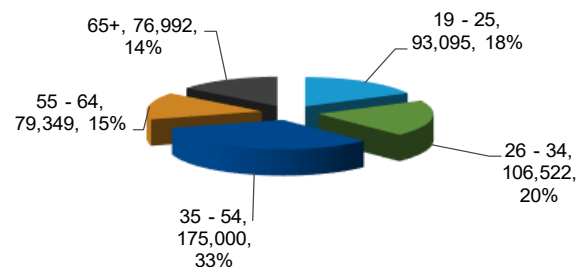
**Adults with Long-Term Care - 14,204**

**Adults with Third Party Liability - 98,768**

**Adult Dual Enrollees - 124,850**

**Pregnant Adults - 32,682**

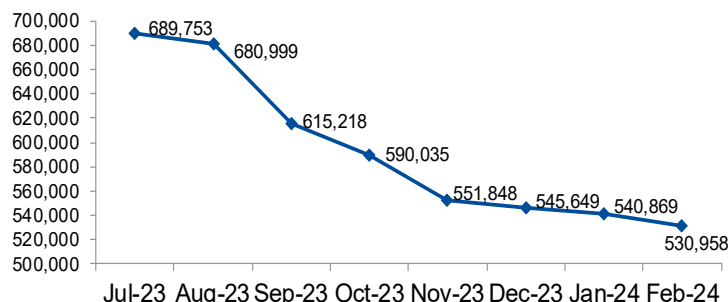
## Age Breakdown of Adult Enrollment



## Delivery System Breakdown for Adult Enrollment

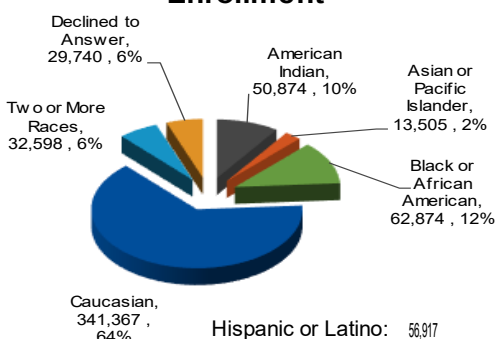
Program	Enrollment	Percent
SoonerCare Traditional (Fee-For-Service)	256,274	48%
SoonerCare Choice	267,440	50%
SoonerPlan	7,244	1%

## Adult Enrollment Trend



**Feb-24 Enrollment: 530,958 Feb-23 Enrollment: 707,733 Change in Enrollment: -176,775**

## Race Breakdown of Adult Enrollment



Race is self-reported by members at the time of enrollment. The multiple race members have selected two or more races. Hispanic or Latino is an ethnicity not a race. Hispanics or Latinos can be of any race and are accounted for in a race category above.

Top 10 Paid Adult Services Categorized as:	Members Served (Unduplicated)	Claims Paid	Amount Paid
Prescribed Drugs Services	155,521	432,651	\$84,263,098.36
Nursing Home Services	12,288	48,348	\$63,288,658.34
Inpatient Services	10,006	11,093	\$48,147,515.33
Outpatient Services	73,272	98,213	\$46,925,883.33
Physician Services	149,291	430,476	\$43,980,101.87
Behavioral Health Services - Adult (BHSA) Svcs	39,706	172,930	\$28,796,110.33
Community Support Services	4,246	55,811	\$24,100,123.75
Clinic Services	45,879	83,201	\$19,033,658.88
Personal Care Services	13,750	160,362	\$9,999,090.57
Targeted Case Manager (TCM) Services	22,424	79,151	\$7,380,498.18
<b>All Paid Services in Reporting Month:</b>	<b>Members Served (Unduplicated)</b>	<b>Claims Paid</b>	<b>Amount Paid</b>
	482,385	3,038,323	\$577,132,670.99

For this report ADULT is defined as an individual age 19 and older. This publication is authorized by the Oklahoma Health Care Authority in accordance with state and federal regulations. OHCA is in compliance with the Title VI and Title VII of the 1964 Civil Rights Act and the Rehabilitation Act of 1973. For additional copies, you can go online to OHCA's web site [www.okhca.org](http://www.okhca.org) under Research/Statistics and Data ([www.okhca.org/research/data](http://www.okhca.org/research/data)). The Oklahoma Health Care Authority does not discriminate on the basis of race, color, national origin, gender, religion, age or disability in employment or the provision of services. Data was compiled by the Office of Data Governance & Analytics as of the report date and is subject to change.

3/6/2024