

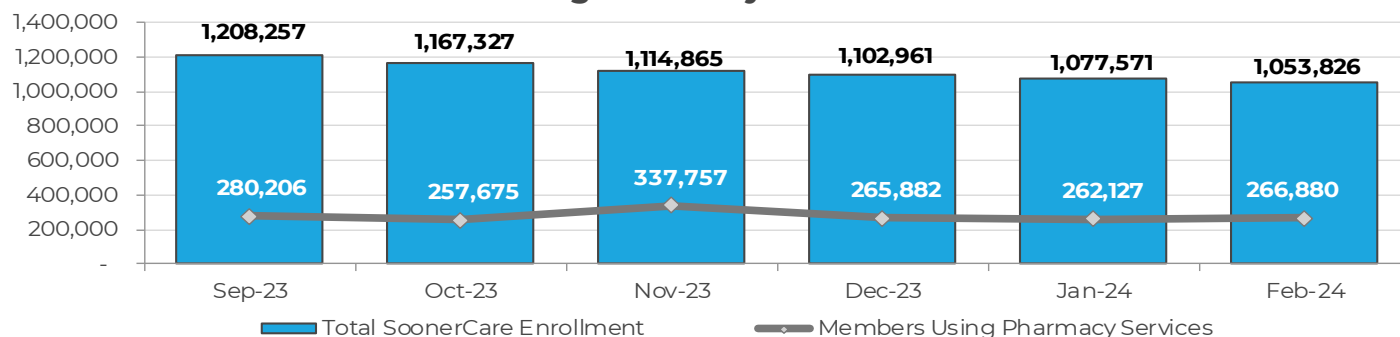
# Pharmacy Fast Facts

## February 2024



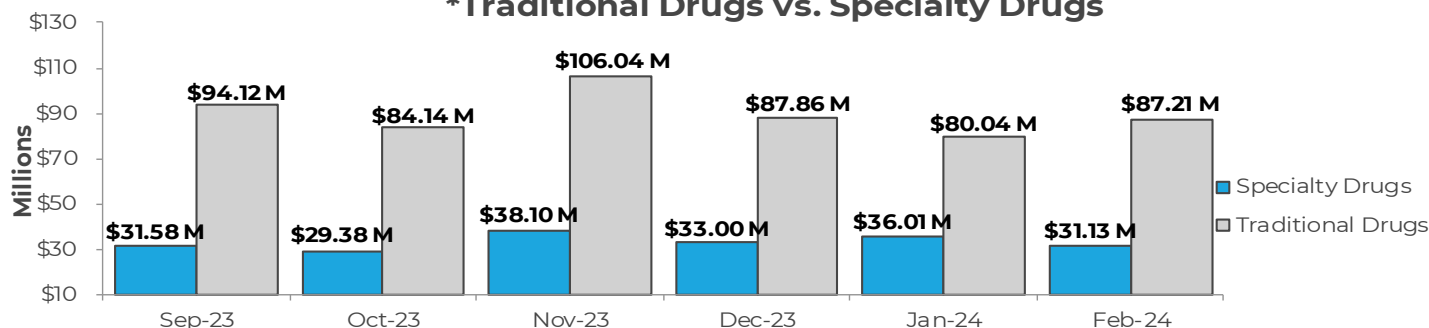
**OKLAHOMA**  
Health Care Authority

### Members Using Pharmacy Services vs. Total Enrollment

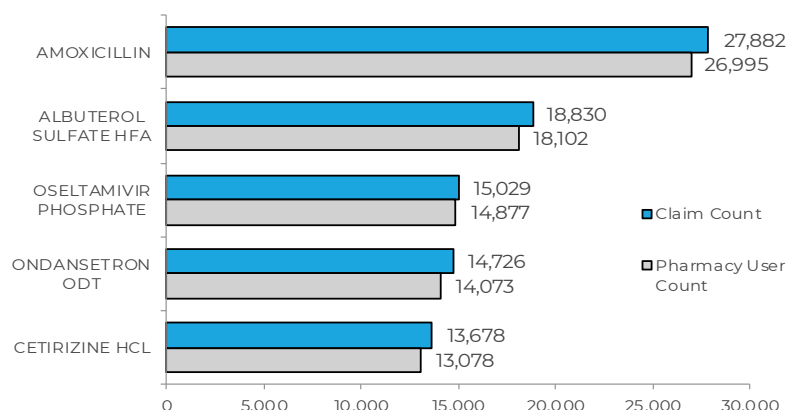


	Members Served (Utilizers)	Numbers of Paid Prescriptions	Total Reimbursement
Adult	123,631	463,425	\$88,353,799
Child	143,249	247,346	\$32,398,194
Total	266,880	710,771	\$120,751,993

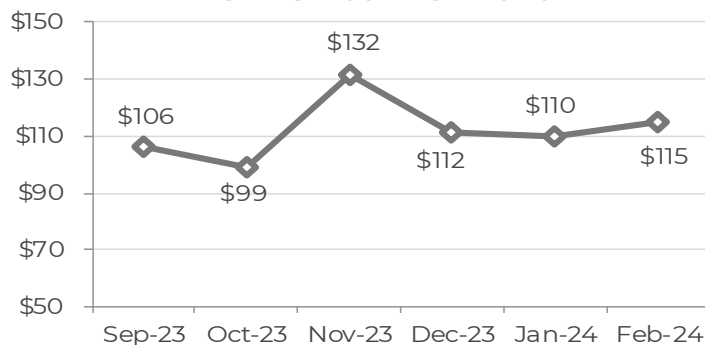
### \*Traditional Drugs vs. Specialty Drugs



### Top 5 Medications by Claims



### Total Pharmacy Reimbursement Per Member Per Month



Notes: Per Member Per Month based on Total Enrollment; including Insure Oklahoma.

### Spending and Claim Statistics for Sum:

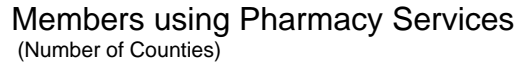
	Total Reimbursement Amount	Number of Paid Prescriptions	Average Reimbursement per Prescription	Dispensing Rate
Generic	\$35,474,682	625,029	\$57	90%
Brand Name	\$82,861,867	65,855	\$1,258	10%
Total	\$118,336,549	690,884	\$171	

Utilization of non-drug items is not included.

Child is defined as an individual aged 0-18. Pharmacy claims data excludes compound claims. Pharmacy User is member using pharmacy services. Member counts include Insure Oklahoma. This publication is authorized by the Oklahoma Health Care Authority in accordance with state and federal regulations. OHCA is in compliance with the Title VI and Title VII of the 1964 Civil Rights Act and the Rehabilitation Act of 1973. For additional copies, you can go online to OHCA's website [www.okhca.org](http://www.okhca.org) under Research/Statistics and Data. The Oklahoma Health Care Authority does not discriminate on the basis of race, color, national origin, gender, religion, age or disability in employment or the provision of services. Data was compiled by the Office of Data Governance & Analytics as of the report date and is subject to change.



## Health Care Authority



## Total Pharmacy Dollars per Member County

## Total Prescriptions per Member County

03/06/2024