

# American Indian Fast Facts

## February 2024



Validation Percent		Total American Indian Enrollment	Total Enrollment (includes Insure Oklahoma)	Percent of Total
Self Reported	45%	177,334	1,053,826	17%
Verified	55%			

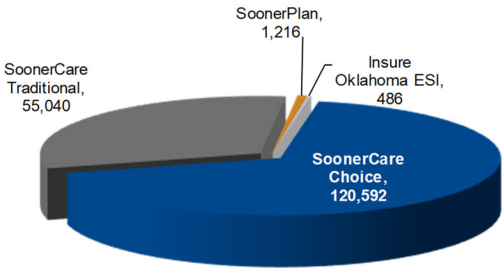
Total Enrollment is the number of members enrolled in SoonerCare and Insure Oklahoma.

### American Indian Enrollment by Aid Category

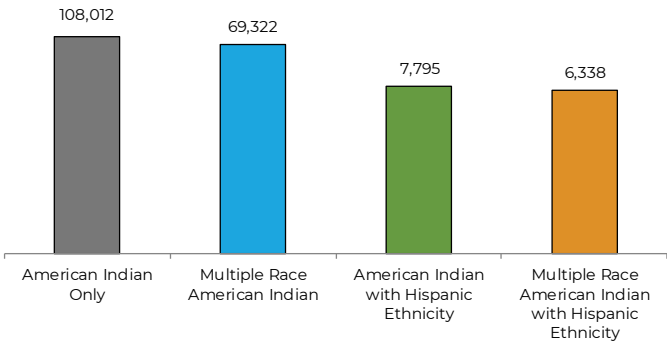
Qualifying Group	Enrollment	% of Total
Children/Parents	115,673	65.23%
Aged/Blind/Disabled	16,770	9.46%
Oklahoma Cares	30	0.02%
TEFRA	109	0.06%
OTHER	2,308	1.30%
SoonerPlan	1,216	0.69%
Insure Oklahoma		
Employer-Sponsored Insurance (ESI)	486	0.27%
Expansion	40,742	22.97%

OTHER group includes—Child Custody-Refugee-Qualified Medicare Beneficiary-SLMB-DDSD Supported Living-Program of All Inclusive Care for the Elderly (PACE)-Soon to be Sooners (STBS) and TB patients. For more information go to [www.okhca.org](http://www.okhca.org) under Individuals then to Programs.

### American Indian Enrollment by Delivery System

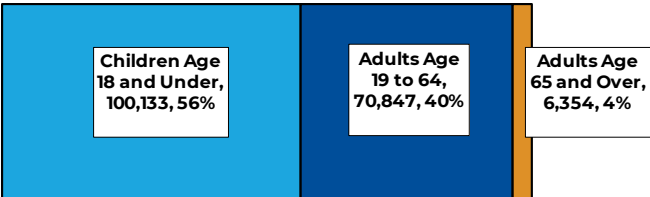


### American Indian Race Breakdown



Race is self-reported by members at the time of enrollment. The multiple race members have selected two or more races. Hispanic is an ethnicity not a race.

### Age Breakdown of American Indian Enrollment



### American Indian by Gender

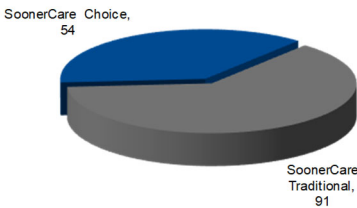
Female	97,626
Male	79,708

## Indian Health Service/Tribal/Urban (I/T/U) Providers

### I/T/U Providers by Program

I/T/U Clinics & Hospitals	
Clinics	75
Hospitals	9

I/T/U Providers Accepting Non-Indian	25
--------------------------------------	----



# American Indian by County - February 2024

