

Quarterly SoonerCare Choice Fast Facts


December 2023

SoonerCare Choice is a Patient-Centered Medical Home program in which each member has a medical home that provides basic health services. Members enrolled in SoonerCare Choice can change their primary care providers as they deem necessary. SoonerCare Choice primary care providers are paid a monthly case

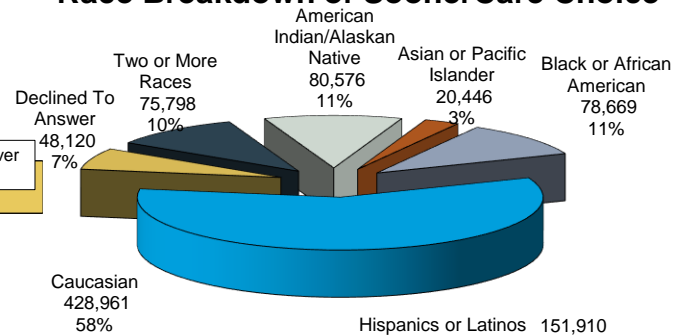
| Total SoonerCare Choice Enrollment | | | | | | | |
|------------------------------------|----------------|----------------|----------------|----------------|----------------|----------------|----------------|
| | Urban | | Rural | | Total | | |
| | Adult | Child | Adult | Child | Urban | Rural | All* |
| Aged/Blind/Disabled | 16,561 | 7,759 | 10,811 | 3,785 | 24,320 | 14,596 | 38,917 |
| Children/Parents | 48,617 | 289,249 | 28,177 | 145,905 | 337,866 | 174,082 | 513,772 |
| Expansion | 114,762 | - | 64,582 | 2 | 114,762 | 64,584 | 179,777 |
| OTHER | - | - | - | - | - | - | - |
| Oklahoma Cares | 33 | - | 14 | - | 33 | 14 | 47 |
| TEFRA | - | 42 | - | 15 | 42 | 15 | 57 |
| Total Enrollment | 179,973 | 297,050 | 103,584 | 149,707 | 477,023 | 253,291 | 732,570 |

OTHER group includes - Refugee.
*All includes Out of State members.

Age Breakdown of SoonerCare Choice



Race Breakdown of SoonerCare Choice



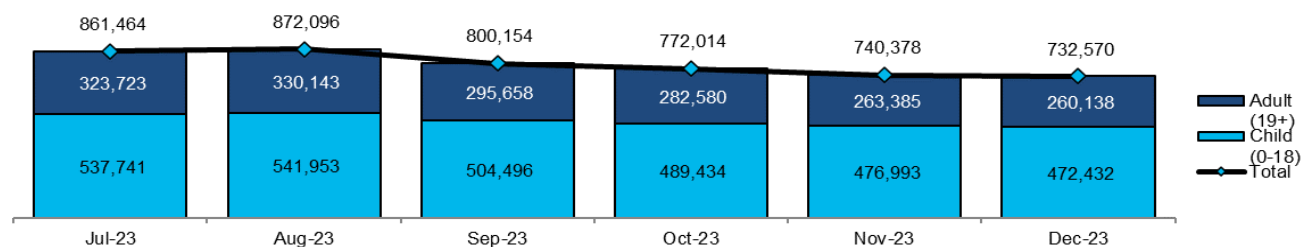
Race is self reported by members at the time of enrollment. The Two or More Races members have selected two or more races. Hispanic or Latino is an ethnicity not a race. Hispanics or Latinos can be of any race and are accounted for in a race category above.

| Breakdown of Total SoonerCare Choice Enrollment | | | | |
|---|-------------------|-------------------|----------------|----------------|
| | SoonerCare Choice | SoonerCare I.H.S. | Total | % of Total |
| Adult | 257,240 | 27,112 | 284,352 | 38.82% |
| Child | 418,082 | 30,136 | 448,218 | 61.18% |
| Total | 675,322 | 57,248 | 732,570 | 100.00% |

I.H.S. is the Indian Health Services.

| SoonerCare Choice CHIP Enrollment | |
|--|----------------|
| Members qualifying for SoonerCare Choice under the Children's Health Insurance Program (CHIP) are under age 19 and have an income between the maximum for standard eligibility and the expanded 185% of Federal Poverty Level (FPL) income guidelines. | |
| SoonerCare Choice CHIP Enrollment | 116,942 |

SoonerCare Choice Enrollment Trend



Data was compiled by Reporting & Statistics as of the report date and is subject to change. Numbers frequently change due to certifications occurring after the data is extracted and other factors. A majority of the data is a "point in time" representation of the specific month and is not cumulative. Unless otherwise stated, a CHILD is defined as an individual 18 and under. For additional copies, you can go online to OHCA's web site www.okhca.org under Research/Statistics and Data (www.okhca.org/research/data).