

SoonerCare Children Fast Facts

March 2024



OKLAHOMA
Health Care Authority

Children age 18 and younger account for approximately 49 percent. All children enrolled under the SoonerCare program can receive a vast array of treatment and services such as inpatient and outpatient hospital, dental, behavioral health, prescribed drugs, and child health services. For more information go to our website at www.okhca.org.

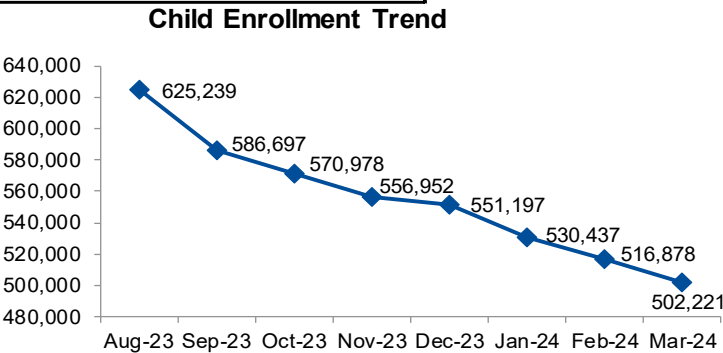
SoonerCare Children Breakdown

Qualifying Group	Enrollment by Age Group						
	Total	Under 1	1 - 2	3 - 5	6 - 9	10 - 14	15 - 18
Aged/Blind/Disabled (ABD)	15,989	68	414	1,565	3,284	5,416	5,242
Children in the Children/Parents Group	485,075	32,117	52,148	76,692	104,660	126,024	93,434
Other	110	0	2	4	1	3	100
TEFRA	1,047	3	92	270	291	276	115

OTHER Group includes—Family Planning-Refugee-Qualified Medicare Beneficiary-SLMB-DDSD Supported Living and TB patients. For more information go to www.okhca.org under Individuals and Programs. Insure Oklahoma members are NOT included in the figures above.

Total Child Enrollment 502,221 Males 256,522 Females 245,699

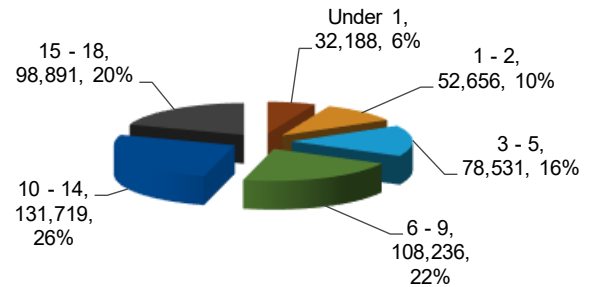
SFY2024 Enrollment Year to Date 667,154



Mar-24 Enrollment: 502,221 Mar-23 Enrollment: 651,908 Change in Enrollment: -149,687

Children with Long-Term Care - 39
Children with Third Party Liability - 38,993
Child Dual Enrollees - 14

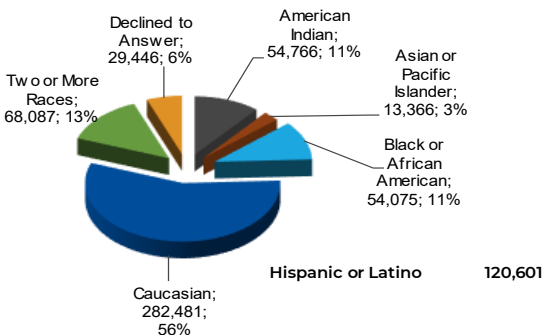
Age Breakdown of Child Enrollment



Delivery System Breakdown of Child Enrollment

Program	Enrollment	Percent
SoonerCare Traditional (Fee-For-Service)	111,485	22%
SoonerCare Choice	390,736	78%

Race Breakdown of Child Enrollment



Race is self-reported by members at the time of enrollment. The Two or More Race members have selected two or more races. Hispanic or Latino is an ethnicity not a race. Hispanics or Latinos can be of any race and are accounted for in a race category above.

Top 10 Paid Child Services Categorized as:	Members Served (Unduplicated)	Claims Paid	Amount Paid
	Inpatient Services	3,418	3,738
Physician Services	130,753	363,367	\$28,925,244.06
Prescribed Drugs Services	118,227	217,053	\$28,497,017.61
Clinic Services	57,008	96,371	\$21,959,984.54
Behavioral Health Services - Child (BHSC) Svc	37,005	124,267	\$21,408,673.49
Outpatient Services	37,701	44,568	\$19,878,277.52
Therapy Services	16,920	101,557	\$7,193,764.72
Psychiatric Services	763	1,754	\$5,093,880.36
MSDG Services	9,678	25,659	\$3,877,482.54
Targeted Case Manager (TCM) Services	5,843	7,272	\$3,451,433.80
All Paid Services in Reporting Month:	Members Served (Unduplicated)	Claims Paid	Amount Paid
	277,356	1,283,273	\$181,612,696.87

For this report CHILD is defined as an individual age 18 and younger. This publication is authorized by the Oklahoma Health Care Authority in accordance with state and federal regulations. OHCA is in compliance with the Title VI and Title VII of the 1964 Civil Rights Act and the Rehabilitation Act of 1973. For additional copies, you can go online to OHCA's web site www.okhca.org under Research/Statistics and Data (www.okhca.org/research/data). The Oklahoma Health Care Authority does not discriminate on the basis of race, color, national origin, gender, religion, age or disability in employment or the provision of services. Data was compiled by Office of Data Governance & Analytics as of the report date and is subject to change.