

Pharmacy Fast Facts

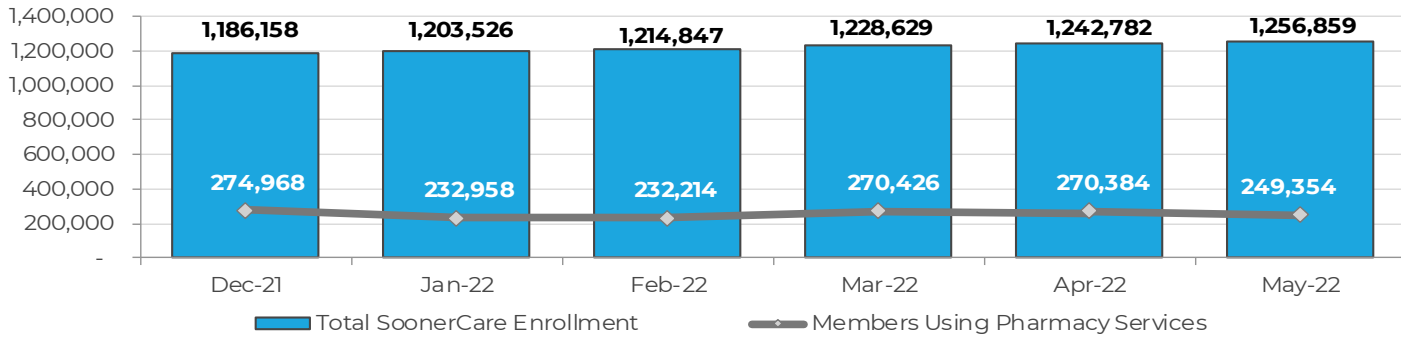
May 2022



OKLAHOMA

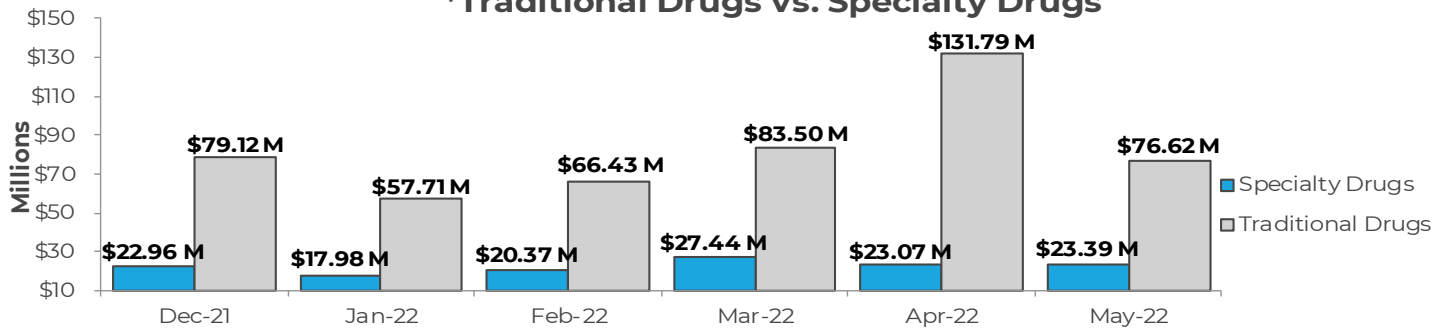
Health Care Authority

Members Using Pharmacy Services vs. Total Enrollment



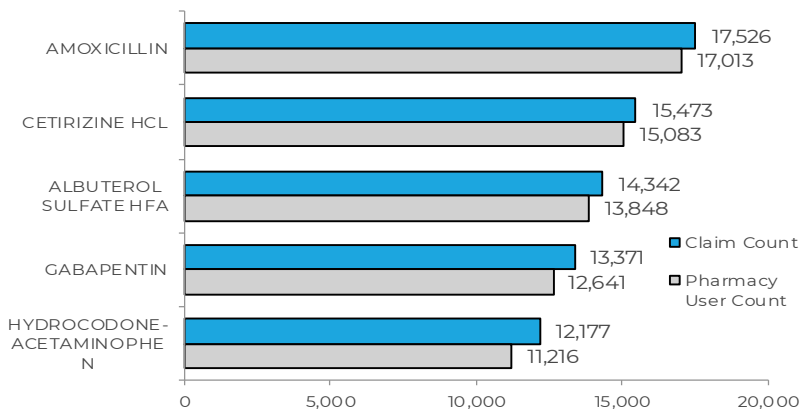
	Members Served (Utilizers)	Numbers of Paid Prescriptions	Total Reimbursement
Adult	108,137	437,680	\$72,492,502
Child	141,217	218,399	\$28,920,758
Total	249,354	656,079	\$101,413,260

*Traditional Drugs vs. Specialty Drugs

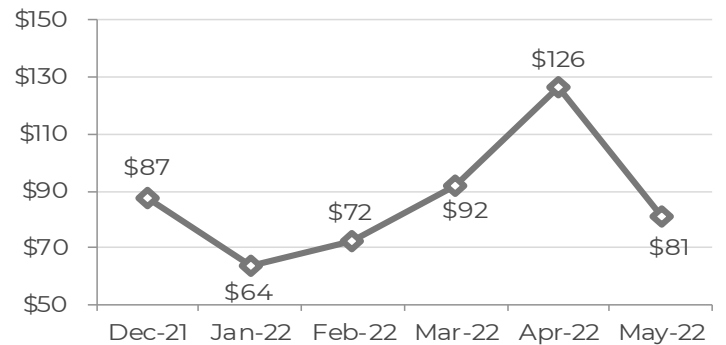


*Higher than average reimbursement due to large mass adjustment

Top 5 Medications by Claims



Total Pharmacy Reimbursement Per Member Per Month



Notes: Per Member Per Month based on Total Enrollment; including Insure Oklahoma.

Spending and Claim Statistics for Sum:

	Total Reimbursement Amount	Number of Paid Prescriptions	Average Reimbursement per Prescription	Dispensing Rate
Generic	\$34,480,934	580,021	\$59	90%
Brand Name	\$65,535,696	62,723	\$1,045	10%
Total	\$100,016,630	642,744	\$156	

Utilization of non-drug items is not included.

Child is defined as an individual aged 0-18. Pharmacy claims data excludes compound claims. Pharmacy User is member using pharmacy services. Member counts include Insure Oklahoma. This publication is authorized by the Oklahoma Health Care Authority in accordance with state and federal regulations. OHCA is in compliance with the Title VI and Title VII of the 1964 Civil Rights Act and the Rehabilitation Act of 1973. For additional copies, you can go online to OHCA's website www.okhca.org under Research/Statistics and Data. The Oklahoma Health Care Authority does not discriminate on the basis of race, color, national origin, gender, religion, age or disability in employment or the provision of services. Data was compiled by the Office of Data Governance & Analytics as of the report date and is subject to change.

