

# ANALYSIS OF Cancer in Oklahoma's SoonerCare Program



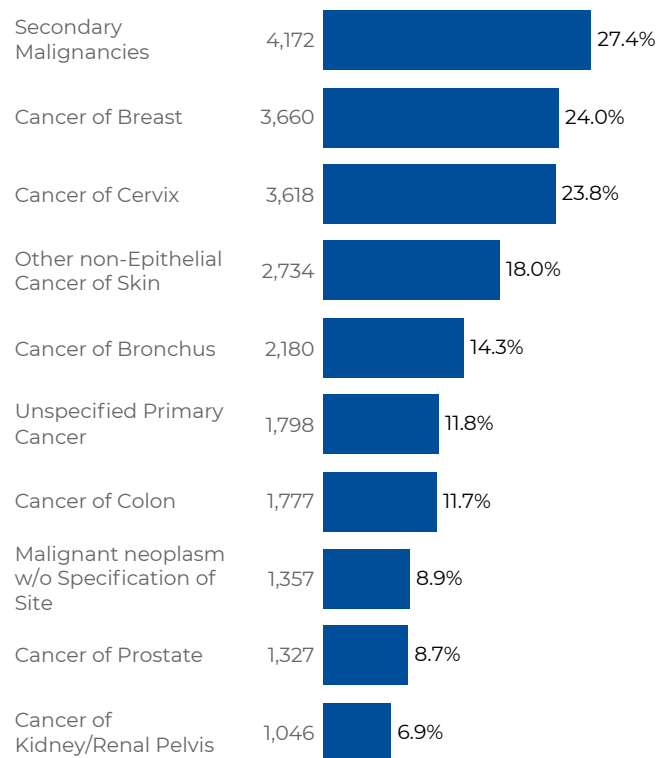
## SoonerCare Members

The number of SoonerCare members diagnosed with cancer decreased from 22,515 in SFY2023 to 21,929 in SFY2024. Most were adults. The prevalence rate of cancer among SoonerCare members remained roughly stable at 1.4%.

Among the 33 different types of cancer, defined by the *International Classification of Diseases, 10th Revision*, the most common type of cancer were secondary malignancies, followed by breast, cervix, and non-epithelial skin cancer.

## Top 10 Most Frequent Cancer Diagnoses

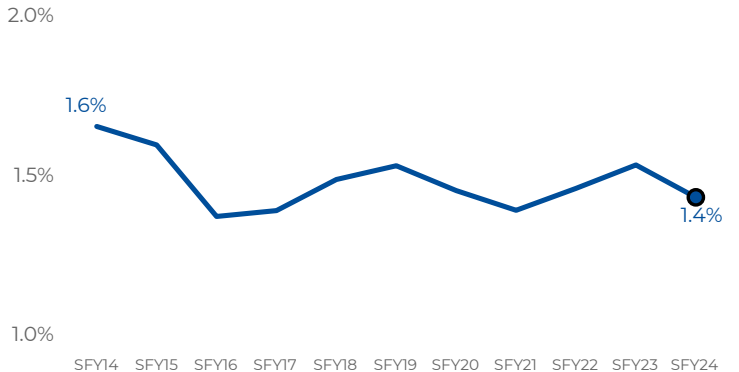
Showing top 10 cancer diagnoses by number of members; Members may be diagnosed with more than one cancer type.



## 78.1%

of all members with cancer had one or more of the top ten most frequent cancer types

## Cancer Prevalence Rates

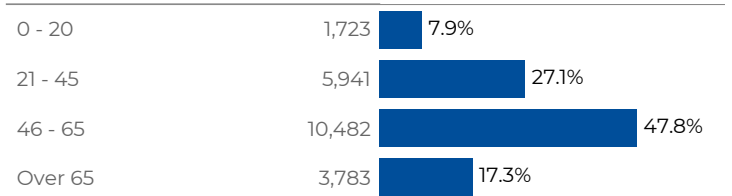


In SFY2024 there were

## 21,929

members with cancer, or 1.4% of all SoonerCare members

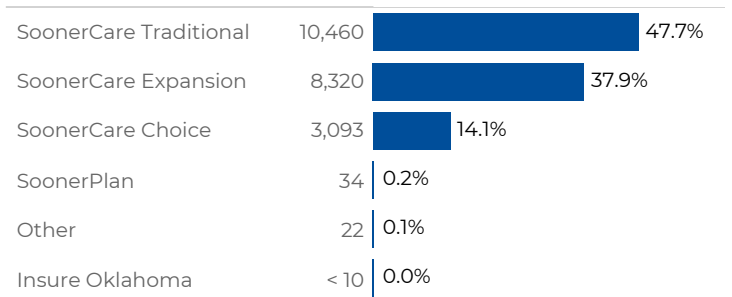
## Members with Cancer by Age Group SFY2024



## Members with Cancer by Eligibility Type SFY2024



## Members with Cancer by Delivery System SFY2024



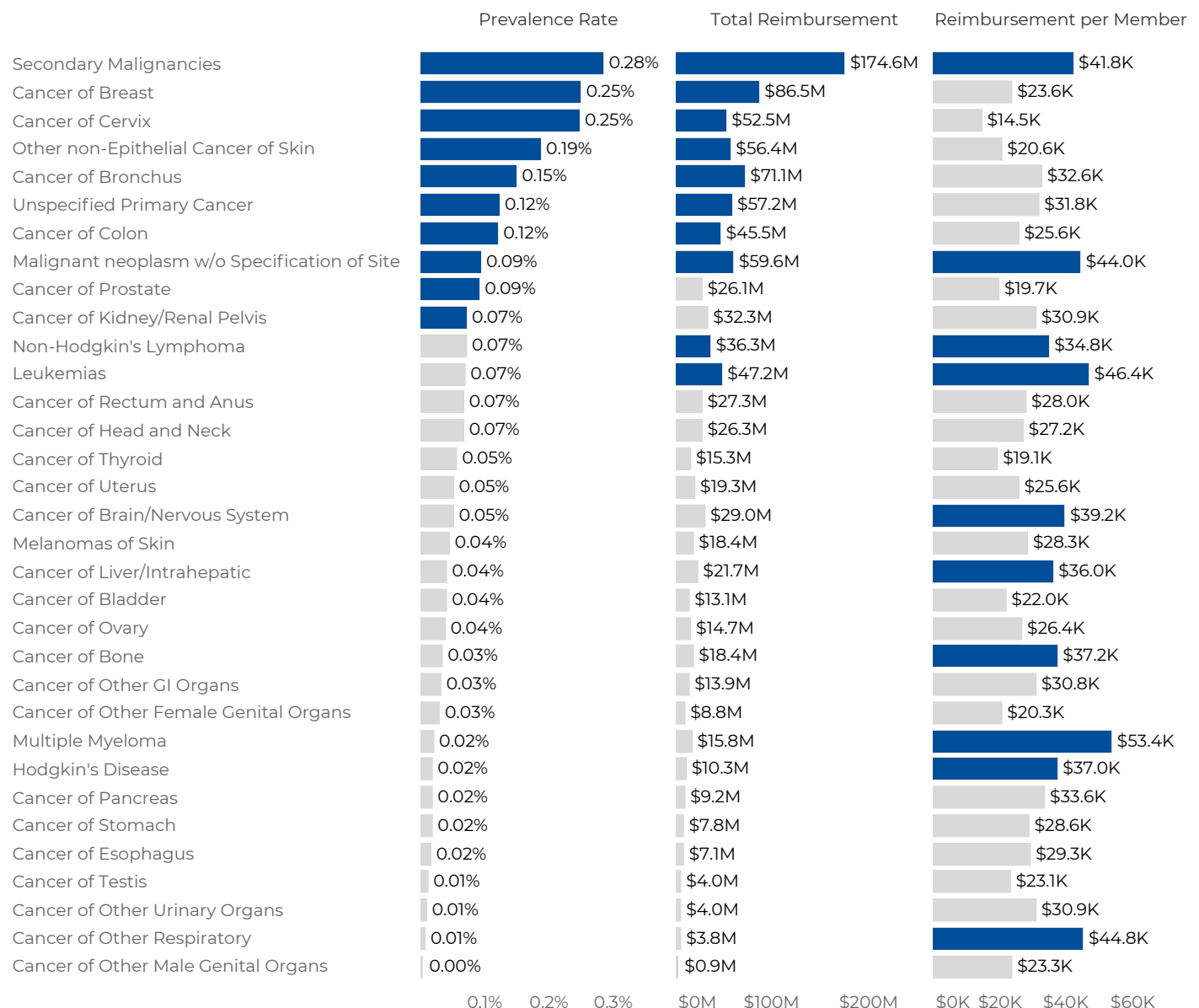
# ANALYSIS OF Cancer in Oklahoma's SoonerCare Program



**Secondary malignancies, breast, cervix, and non-epithelial cancers of the skin** were among the most prevalent types of cancer in SFY2024.

Per-member reimbursements for members with **multiple myeloma** were highest at **\$53K** average.

Cancer Prevalence Rate, Total Reimbursement, and Reimbursement per Member - Top 10 for Each Measure

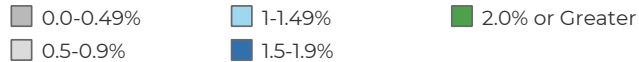


# ANALYSIS OF Cancer in Oklahoma's SoonerCare Program

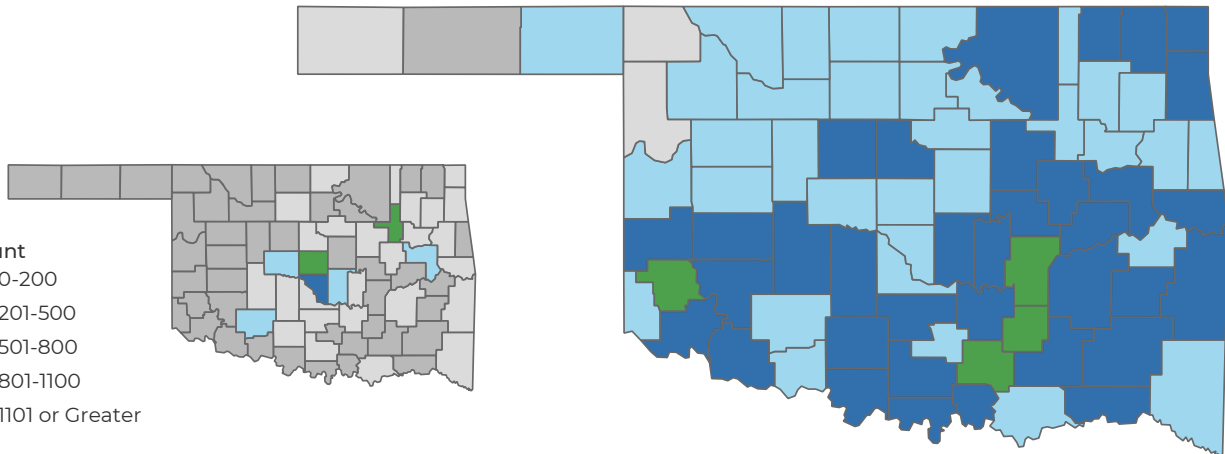


## Prevalence Rates

### Prevalence



### Count



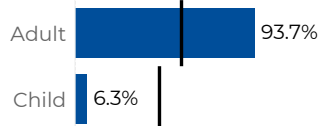
Four counties - Greer (2.4%), Hughes (2.1%), Coal and Johnston (2.0%) - had cancer prevalence higher than 2.0% in SFY2024. There is some evidence of clustering in the southeastern part of the state, and this pattern has persisted for several years now.

## SoonerCare Members with Cancer

In SFY2024, cancer was more prevalent among adults, females, and Caucasians than would be expected based on the demographic composition of all SoonerCare members. See details below. The black line represents the percent of total SoonerCare members.

**93.7%**

were adults  
20,541 members



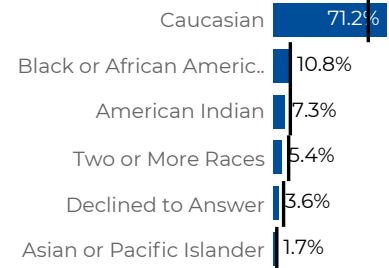
**65.8%**

were female  
14,438 members



**71.2%**

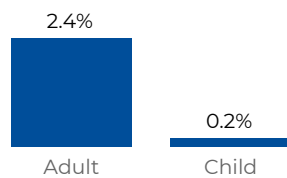
were Caucasian  
15,605 members



## Prevalence Rates Among SoonerCare Members

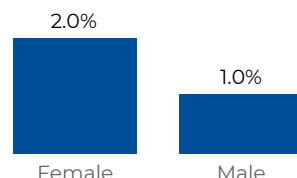
**2.4%**

of all adult members  
had cancer



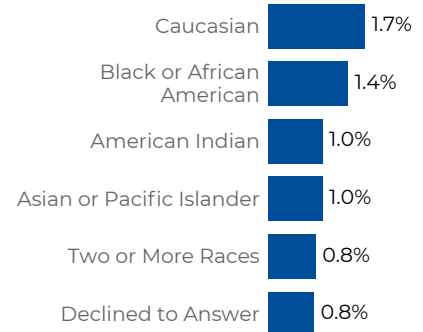
**2.0%**

of all female members  
had cancer



**1.7%**

of all Caucasian  
members had  
cancer



# ANALYSIS OF Cancer in Oklahoma's SoonerCare Program

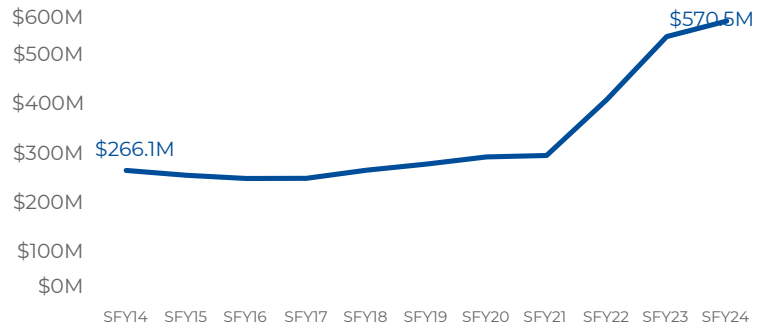


## Reimbursement Cost

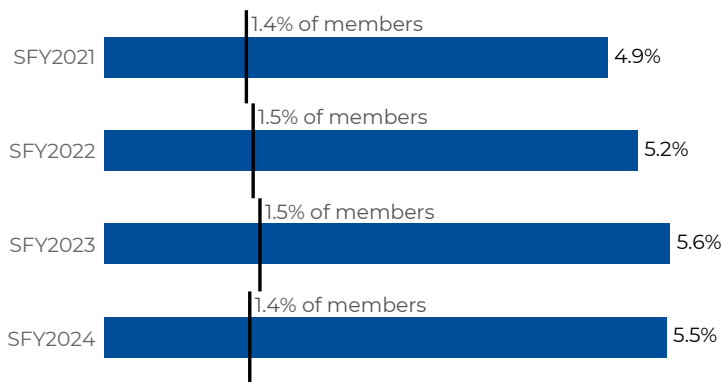
While only 1.4% of SoonerCare members had cancer in SFY2022, the total reimbursement associated with their services made up 5.5% of all SoonerCare reimbursements paid in SFY2024. The cost of providing care to members with cancer is disproportionately higher than the prevalence of cancer among SoonerCare members.

The total reimbursement for members with cancer increased from \$539M in SFY2023 to \$570M in SFY2024. This was not due to an increase in the number of members with cancer.

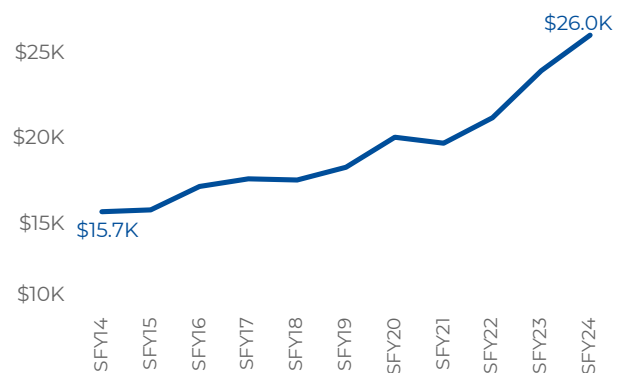
Annual Reimbursement for Members with Cancer



SoonerCare Members with Cancer: Percent of Total Reimbursement Compared to Percent of SoonerCare Enrollment



Average Reimbursement per Member with Cancer



**\$570,501,410**

Total reimbursement for members with cancer

**\$26,016**

Average reimbursement for members with cancer

	Total Reimbursement	% of Total Reimbursement	Reimbursement per Member
Dual Eligible	\$150,814,944	26.4%	\$16,472
Non-Dual Eligible	\$419,686,466	73.6%	\$32,857
Adult	\$531,565,683	93.2%	\$25,878
Child	\$38,935,727	6.8%	\$28,052
Female	\$343,670,295	60.2%	\$23,803
Male	\$226,831,115	39.8%	\$30,280