

# ANALYSIS OF Hypertension in Oklahoma's SoonerCare Program



## SoonerCare Members

The number of members diagnosed with hypertension decreased from 149,893 in SFY2023 to 146,456 in SFY2024. Nearly all were adults.

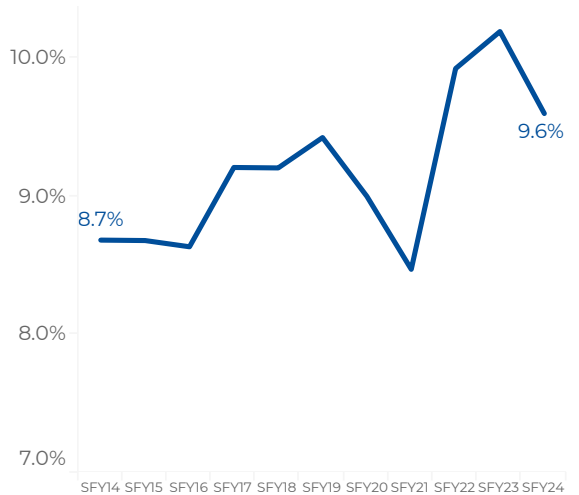
This reversed a recent trend in which prevalence was increasing over the last few years.

In SFY2024 there were  
**146,456** members  
with hypertension, or **9.6%**  
of all members

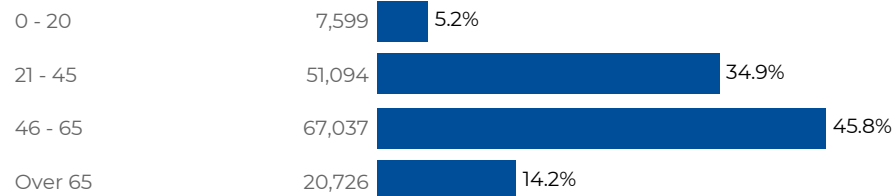
Total SoonerCare Enrollment



Hypertension Prevalence Rates  
SFY2014 - SFY2024



## Members with Hypertension by Age Group SFY2024



**45.8%**  
were 46 - 65  
67,037 members

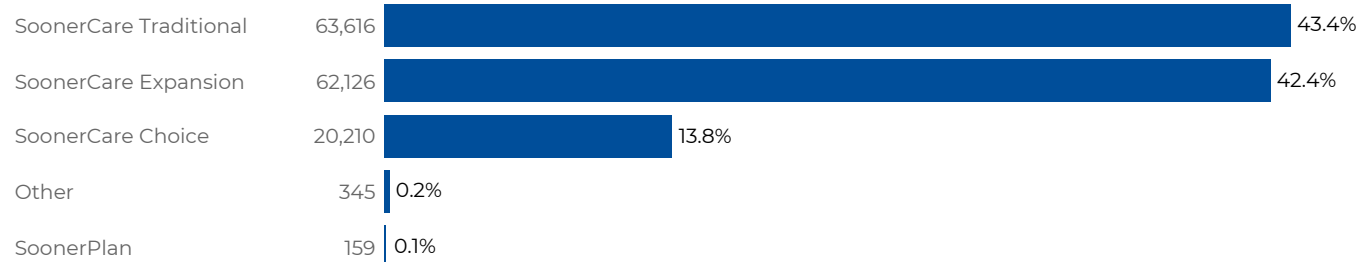
## Members with Hypertension by Eligibility Type SFY2024



**62.9%**  
were Non-Dual Eligible\*  
92,135 members

*\*Dual Eligible: members enrolled in both Medicaid and Medicare*


## Members with Hypertension by Delivery System SFY2024



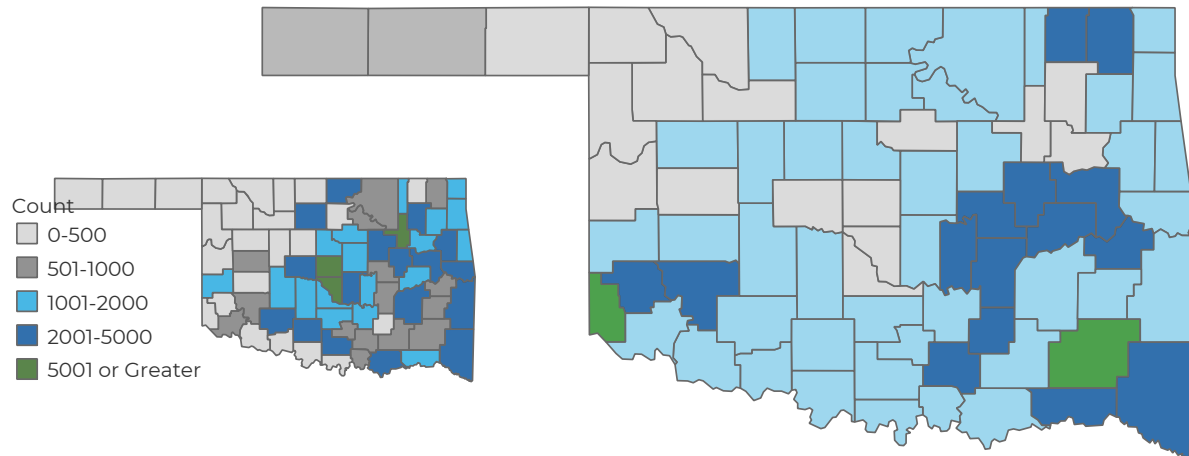
# ANALYSIS OF Hypertension in Oklahoma's SoonerCare Program



## Prevalence Rates



In Harmon and Pushmataha, one in five (16.3%, 15.0%) SoonerCare members have been diagnosed with hypertension. These counties have maintained high prevalence in the last few years.

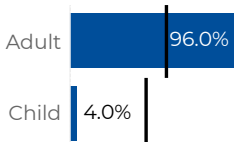


## SoonerCare Members with Hypertension

In SFY2024, hypertension was more prevalent among adults, females, Black or African Americans, and Caucasians than would be expected based on the demographic composition of all SoonerCare members. See details below. The black line represents the percent of total SoonerCare members.

**96.0%**

were adults  
140,542 members



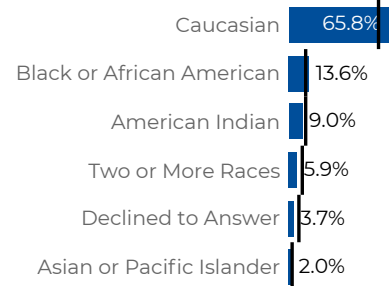
**59.7%**

were female  
87,473 members



**65.8%**

were Caucasian  
96,396 members

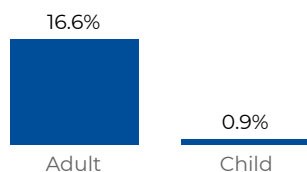


Demographics

## Prevalence Rates Among SoonerCare Members

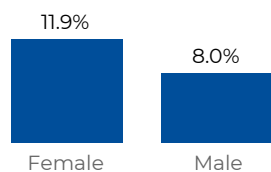
**16.6%**

of all adult members had hypertension



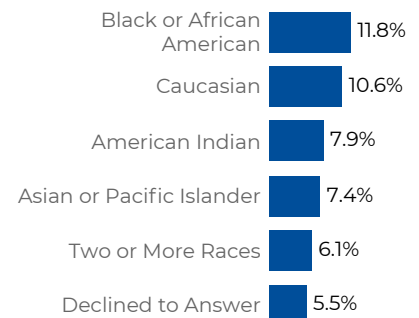
**11.9%**

of all female members had hypertension



**11.8%**

of all Black or African American members had hypertension



# ANALYSIS OF Hypertension in Oklahoma's SoonerCare Program

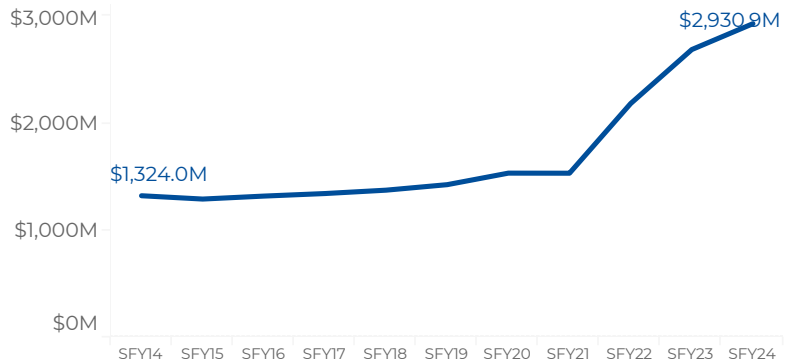


## Reimbursement Cost

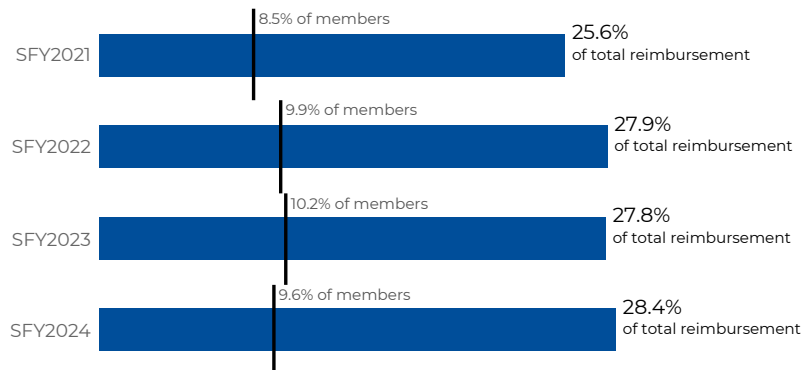
The total reimbursement for services utilized for members with hypertension increased significantly from \$2,689,305,327 in SFY2022 to \$2,930,896,092 in SFY2024. The per-member average total reimbursement for SFY2024 rose to \$20,012, continuing its upward rise.

Despite a prevalence rate of 9.6%, the total reimbursement for services rendered for SoonerCare members with hypertension made up 28.4% of all reimbursements paid in SFY2024. The cost of providing care to members with hypertension was disproportionately higher than the prevalence of hypertension among SoonerCare members.

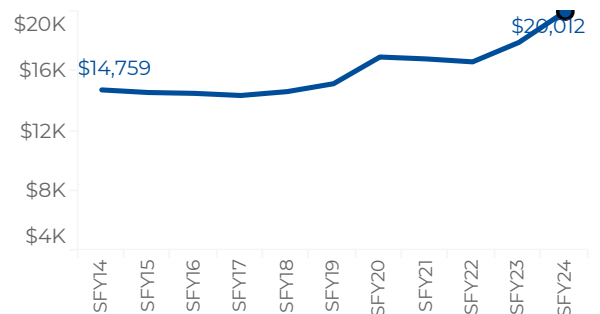
Annual Reimbursement for Members with Hypertension  
SFY2014 - SFY2024



SoonerCare Members with Hypertension: **Percent of Total Reimbursement** Compared to Percent of Total SoonerCare Enrollment



Average Reimbursement per Member with Hypertension  
SFY2014 - SFY2024



## \$2,930,896,092

Total reimbursement for members with hypertension

## \$20,012

Average reimbursement for members with hypertension

	Total Reimbursement	% of Total Reimbursement	Reimbursement per Member
Dual Eligible	\$989,932,837	33.8%	\$18,224
Non-Dual Eligible	\$1,940,963,255	66.2%	\$21,067
Adult	\$2,738,170,569	93.4%	\$19,483
Child	\$192,725,522	6.6%	\$32,588
Female	\$1,654,169,069	56.4%	\$18,911
Male	\$1,276,727,022	43.6%	\$21,646