

ANALYSIS OF Hepatitis in Oklahoma's SoonerCare Program

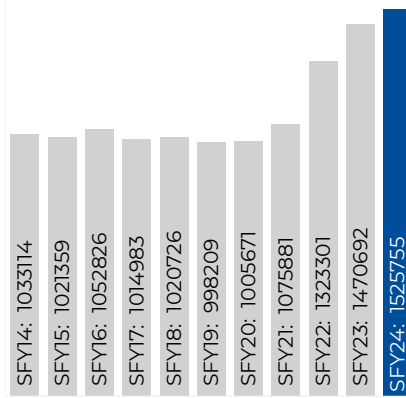


SoonerCare Members

In SFY2024 there were 7,633 SoonerCare members with hepatitis, down from 8,616 in SFY2023. Most (96.8%) of these were adults. Hepatitis C was the most prevalent type of hepatitis.

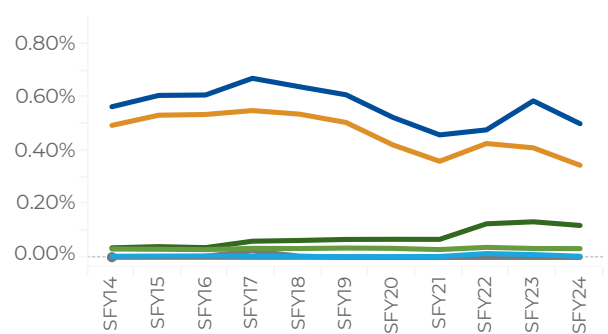
Unspecified viral hepatitis, which is largely responsible for recent increases in hepatitis, may include diagnoses such as nonalcoholic steatohepatitis (NASH), and despite the name does not always indicate a virus.

Total SoonerCare Enrollment



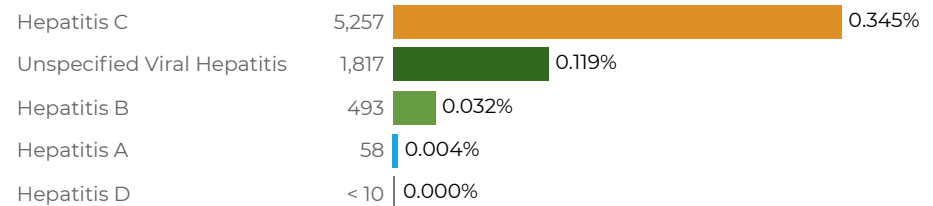
Hepatitis Prevalence Rates

Hepatitis Type: **Total** | Type A | Type B | Type C | Type D | Type E | Unspecified Viral Hepatitis



In SFY2024 there were
7,633
members with hepatitis,
or **0.50%** of all members

Total Prevalence Rate of Hepatitis Type Among SoonerCare Members SFY2024



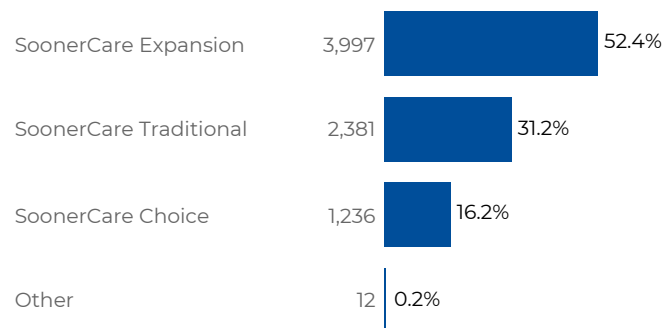
Members with Hepatitis by Eligibility Type SFY2024



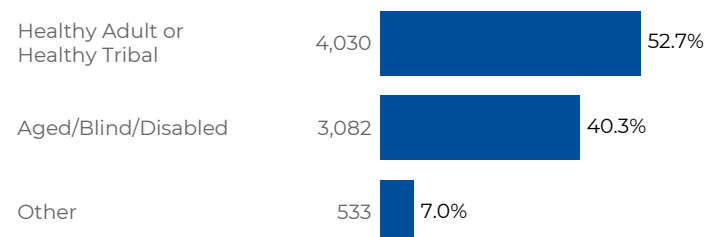
76.3%
were Non-Dual Eligible*
5,827 members

*Dual Eligible: members enrolled in both Medicaid and Medicare

Members with Hepatitis by Delivery System SFY2024 (<10 excluded)



Members with Hepatitis by Qualifying Group SFY2024 (<10 excluded)



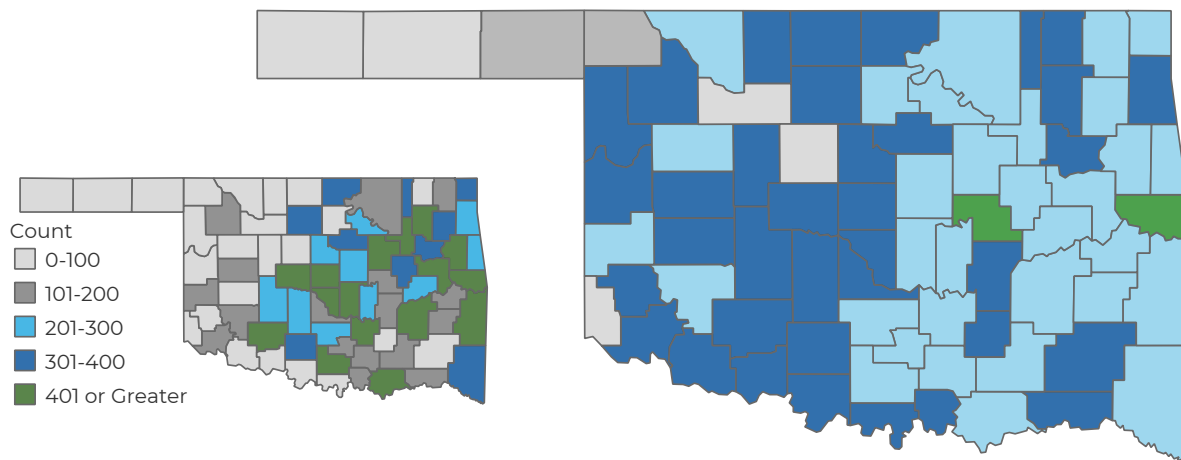
ANALYSIS OF Hepatitis in Oklahoma's SoonerCare Program



Prevalence Rates



Okfuskee and Sequoyah counties had the highest prevalence rates of hepatitis in SFY2024 at 0.8% and 0.9% respectively.

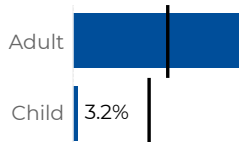


SoonerCare Members with Hepatitis

In SFY2024, hepatitis was more prevalent among adults and Caucasians than would be expected based on the demographic composition of all SoonerCare members. See details below. The black line represents the percent of total SoonerCare members.

96.8%

were adults
7,388 members



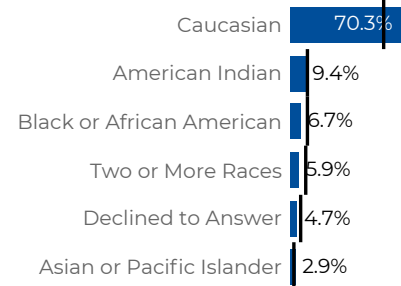
50.2%

were male
3,835 members



70.3%

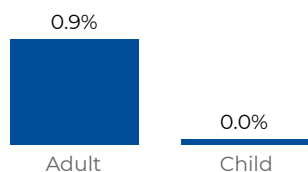
were
Caucasian
5,368 members



Prevalence Rates Among SoonerCare Members

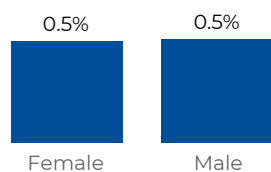
0.9%

of all adult members had hepatitis



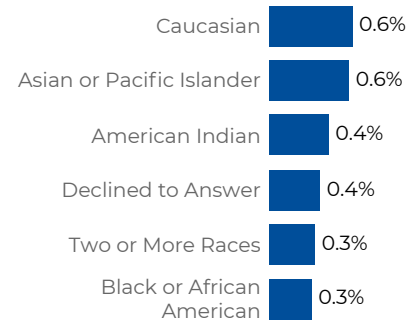
0.5%

of all male members had hepatitis



0.6%

of all Caucasian members had hepatitis



ANALYSIS OF Hepatitis in Oklahoma's SoonerCare Program



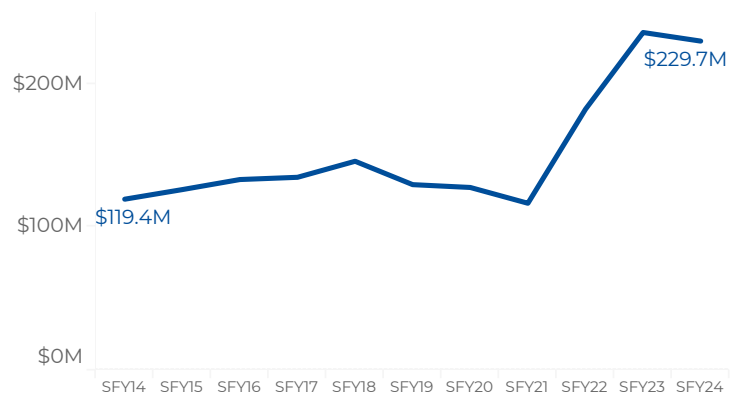
Reimbursement Cost

The total reimbursement for services rendered for members with hepatitis fell from \$235,685,758 in SFY2023 to \$229,680,301 in SFY2024.

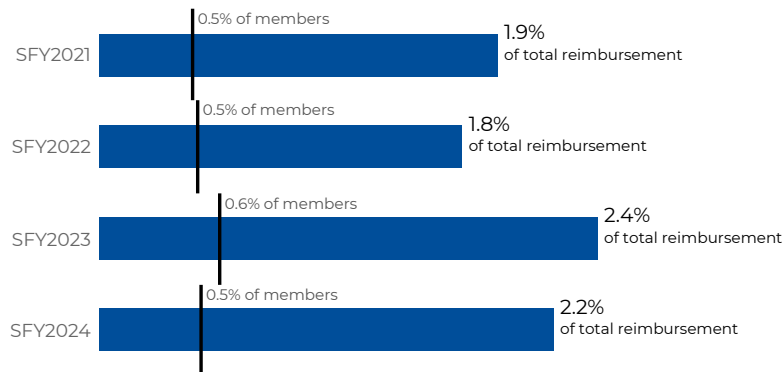
The cost of treating members with hepatitis was disproportionately higher than the prevalence rate of hepatitis among members. This is further illustrated in the graph below.

Notably, both total and per capita reimbursements had increased roughly linearly since SFY21. This seems to have stabilized in SFY2024.

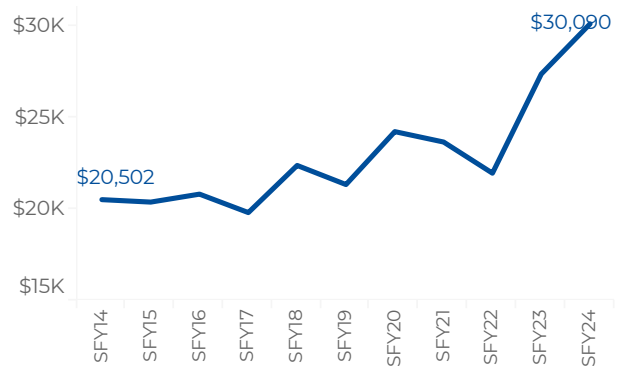
Annual Reimbursement for Members with Hepatitis



SoonerCare Members with Hepatitis: Percent of Total Reimbursement Compared to Percent of Total SoonerCare Enrollment



Average Reimbursement per Member with Hepatitis



\$229,680,301

Total reimbursement for members with hepatitis

\$30,090

Average reimbursement for members with hepatitis

| | Total Reimbursement | % of Total Reimbursement | Reimbursement per Member |
|-------------------|---------------------|--------------------------|--------------------------|
| Dual Eligible | \$33,402,581 | 14.5% | \$18,495 |
| Non-Dual Eligible | \$196,277,720 | 85.5% | \$33,684 |
| Adult | \$224,013,495 | 97.5% | \$30,321 |
| Child | \$5,666,807 | 2.5% | \$23,130 |
| Female | \$105,854,569 | 46.1% | \$27,871 |
| Male | \$123,825,733 | 53.9% | \$32,288 |