

ANALYSIS OF Depression in Oklahoma's SoonerCare Program



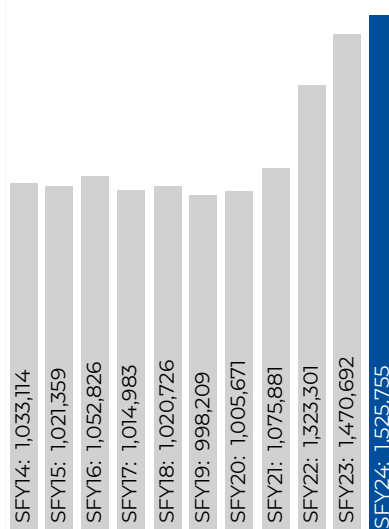
SoonerCare Members

The number (prevalence) of SoonerCare members with depression fell from 123,904 (8.4%) in SFY2023 to 116,537 (7.6%) in SFY2024.

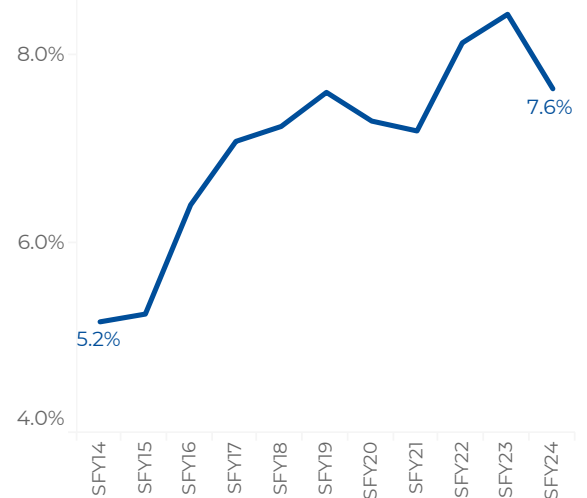
The majority of these were age 21-25, but this is not primarily a condition of any one age group.

In SFY2024 there were
116,537 members
with depression, or **7.6%** of
all members

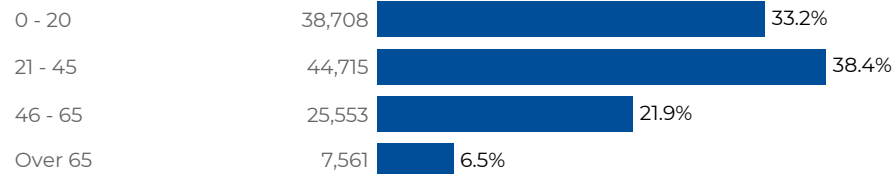
Total SoonerCare Enrollment



Depression Prevalence Rates



Members with Depression by Age Group SFY2024



38.4%
were 21 - 45
44,715 members

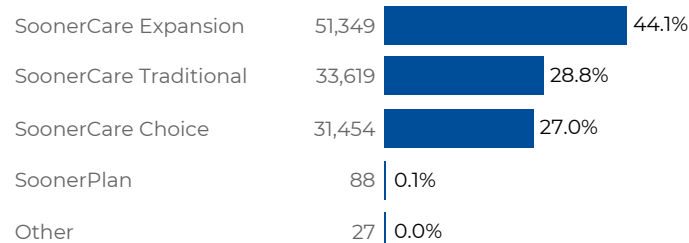
Members with Depression by Eligibility Type SFY2024



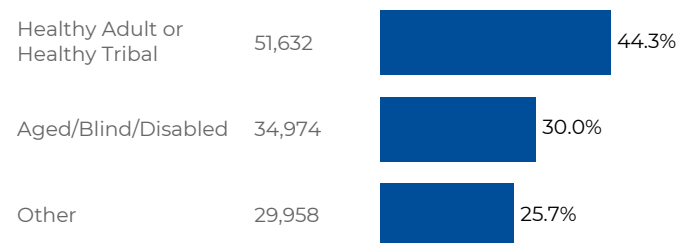
80.3%
were Non-Dual Eligible*
93,634 members

**Dual Eligible: members enrolled in both Medicaid and Medicare*

Members with Depression by Delivery System SFY2024



Members with Depression by Qualifying Group SFY2024



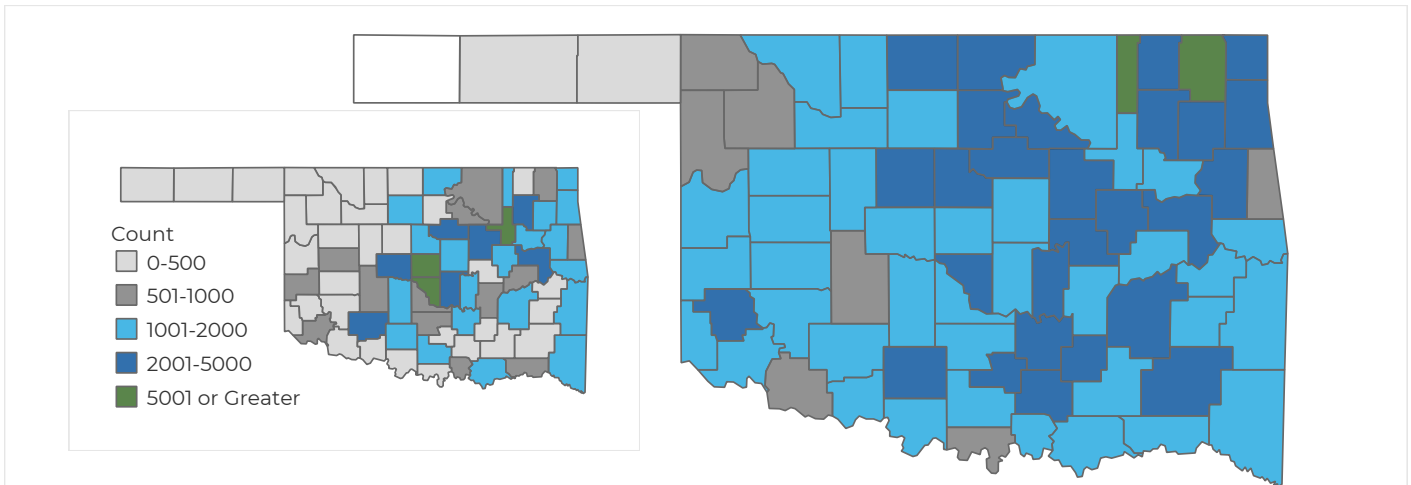
ANALYSIS OF Depression in Oklahoma's SoonerCare Program



Prevalence Rates



Just two counties - Craig and Washington - have prevalence of depression higher than 10% in SFY2024. This was 13 counties in SFY2023.

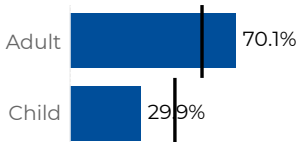


SoonerCare Members with Depression

In SFY2024, depression was more prevalent among adults, females, and Caucasians than would be expected based on the demographic composition of all SoonerCare members. See details below. The black line represents the percent of total SoonerCare members.

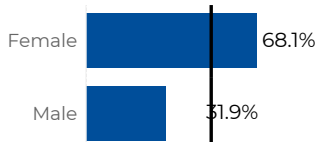
70.1%

were adults
81,699 members



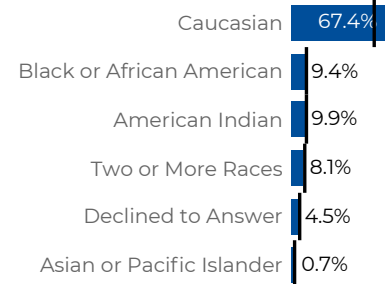
68.1%

were female
79,359 members



67.4%

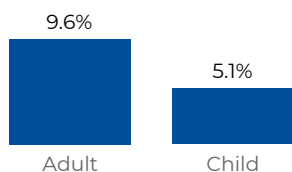
were Caucasian
78,558 members



Prevalence Rates Among SoonerCare Members

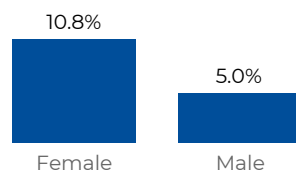
9.6%

of adult members had a diagnosis of depression



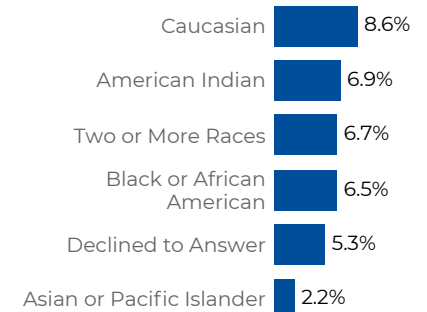
10.8%

of female members had a diagnosis of depression



8.6%

of Caucasian members had a diagnosis of depression



ANALYSIS OF Depression in Oklahoma's SoonerCare Program



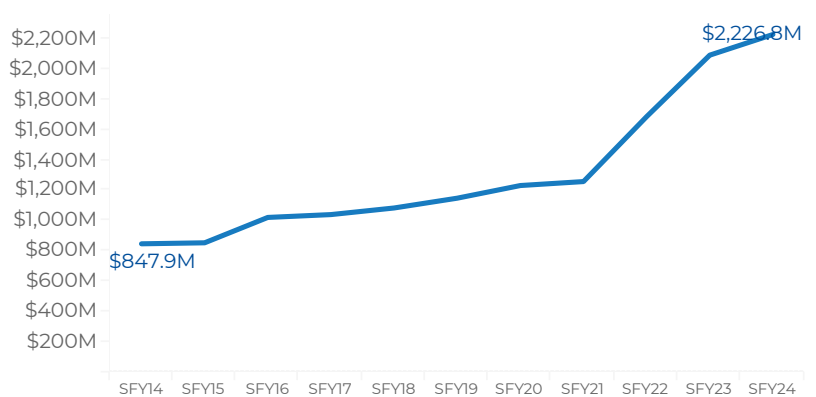
Reimbursement Cost

The total reimbursement for members with depression increased from \$2,090,791,742 in SFY2023 to \$2,226,841,573 in SFY2024. This is not due to an increase in number of SoonerCare members with depression, which fell between SFY23 and SFY24.

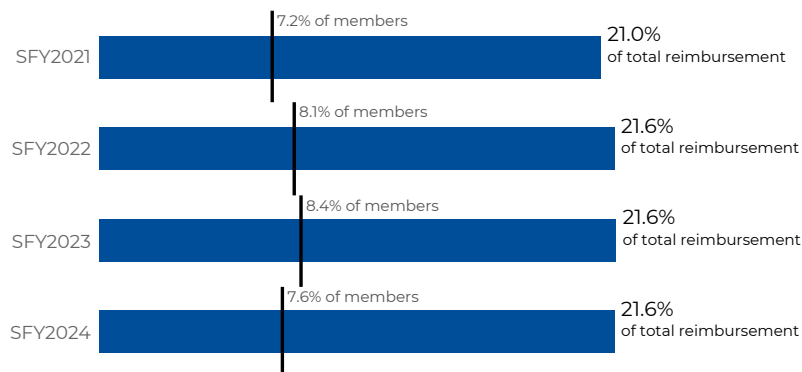
This increase in total reimbursement was also associated with an increase in per-member reimbursement from \$17K to \$19K per year.

The graph below illustrates how the percentage of reimbursement for services rendered for members with depression is disproportionately higher than the prevalence of members without depression.

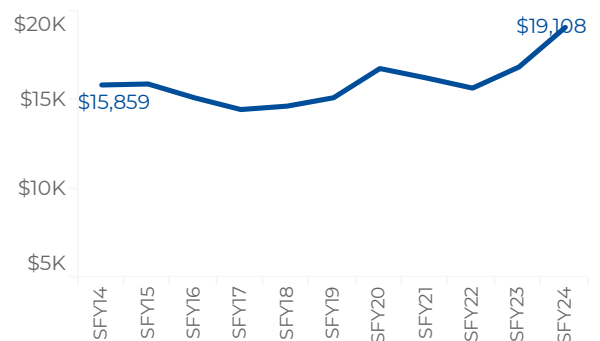
Annual Reimbursement for Members with Depression



SoonerCare Members with Depression: Percent of Total Reimbursement Compared to Percent of Total SoonerCare Enrollment



Average Reimbursement per Member with Depression



\$2,226,841,573

Total reimbursement for members with depression

\$19,108

Average reimbursement for members with depression

	Total Reimbursement	% of Total Reimbursement	Reimbursement per Member
Dual Eligible	\$664,876,218	29.9%	\$29,030
Non-Dual Eligible	\$1,561,965,355	70.1%	\$16,682
Adult	\$1,827,419,624	82.1%	\$22,368
Child	\$399,421,949	17.9%	\$11,465
Female	\$1,418,385,064	63.7%	\$17,873
Male	\$808,456,509	36.3%	\$21,746