

ANALYSIS OF CLRD in Oklahoma's SoonerCare Program



SoonerCare Members

In SFY2024 there were 94,656 SoonerCare members diagnosed with chronic lower respiratory disease (CLRD), mostly adults, down from 99,668 in SFY2023. This represents 6.2% of all SoonerCare members.

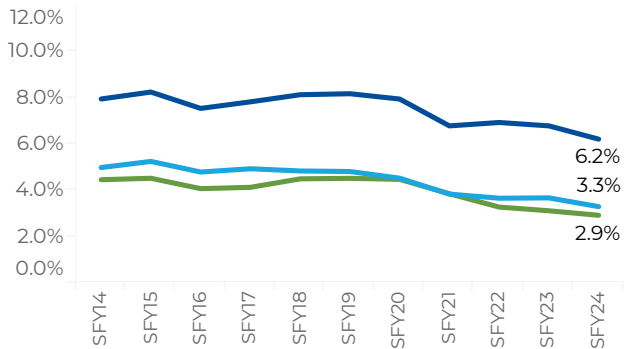
The prevalence of CLRD in the SoonerCare population remained roughly stable, though the small downward trend since SFY2014 persists.

Total SoonerCare Enrollment



CLRD Prevalence Rates

CLRD Type: **Total** | Asthma | COPD

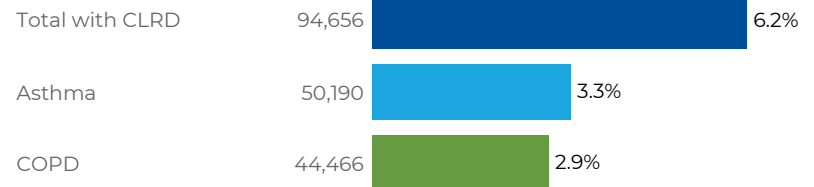


In SFY2024 there were

94,656

members with CLRD, or **6.2%** of all members

Total Prevalence Rate of CLRD Type in SoonerCare Enrollment SFY2024



Members with CLRD by Eligibility Type SFY2024

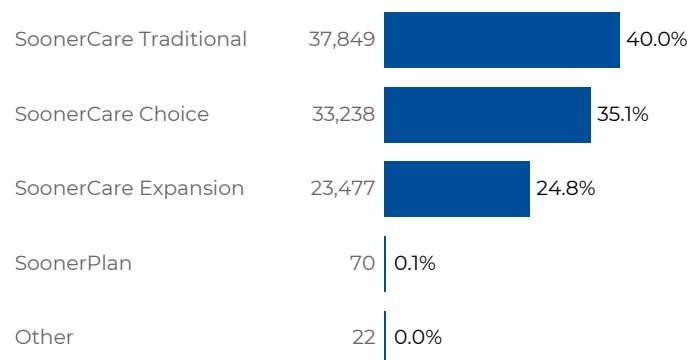


69.4%

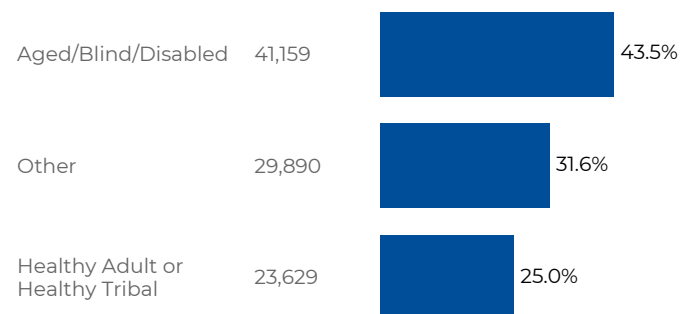
were Non-Dual Eligible*
65,668 members

**Dual Eligible: members enrolled in both Medicaid and Medicare*

Members with CLRD by Delivery System SFY2024



Members with CLRD by Qualifying Group SFY2024



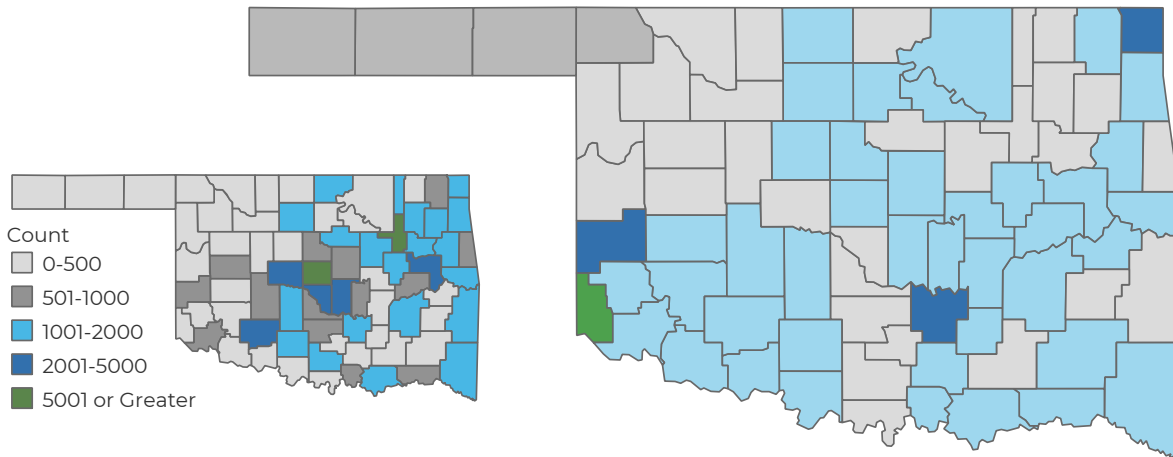
ANALYSIS OF CLRD in Oklahoma's SoonerCare Program



Prevalence Rates



This is a map of per-county prevalence (and count) of members with CLRD. In SFY2024, Harmon remained the county with highest prevalence at 9.5%. There was a decline in almost every county.




SoonerCare Members with CLRD

In SFY2024, CLRD was more prevalent among adult and female members than would be expected based on the demographic composition of all SoonerCare members. See details below. The black line represents the percent of total SoonerCare members.

65.8%

were adults
62,272 members



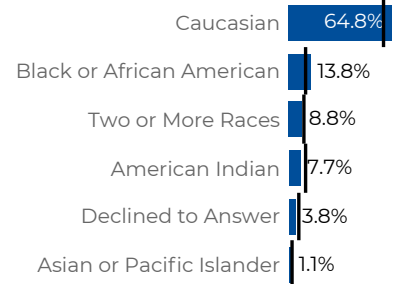
59.5%

were female
56,323 members



64.8%

were
Caucasian
61,316 members

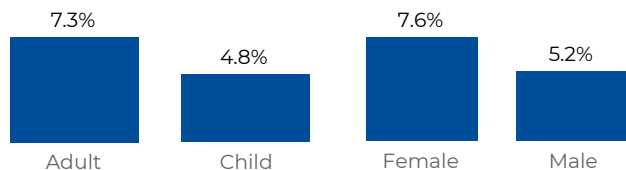


Demographics

Prevalence Rates Among SoonerCare Members

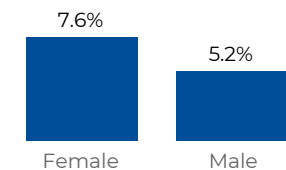
7.3%

of all adult members had
CLRD



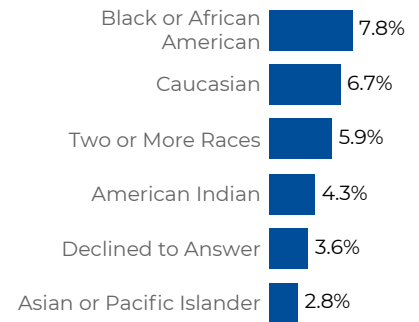
7.6%

of all female members
had CLRD



7.8%

of all Black or
African
American
members had
CLRD



ANALYSIS OF CLRD in Oklahoma's SoonerCare Program



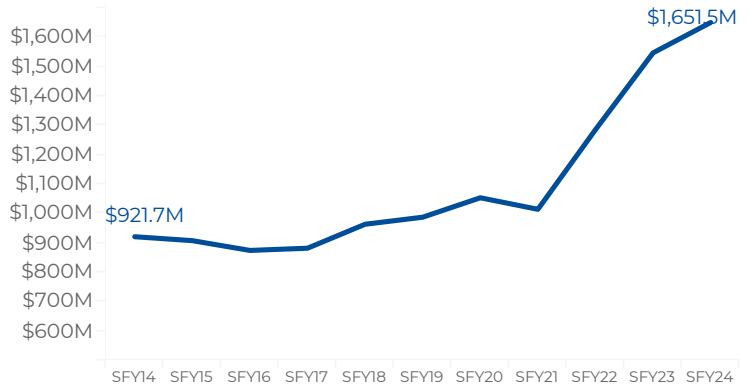
Reimbursement Cost

The total reimbursement for services rendered for members with CLRD rose from \$1,548,151,493 in SFY2023 to \$1,651,531,125 in SFY2024.

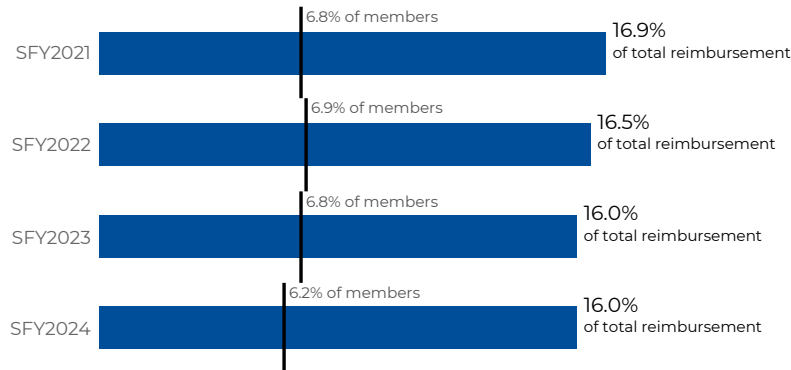
Despite only 6.2% of SoonerCare members having been diagnosed with CLRD in SFY2023, the total reimbursement for members with CLRD made up 16.0% of all reimbursements paid.

The large increase in members diagnosed with CLRD is also associated with an increase in average reimbursement per member.

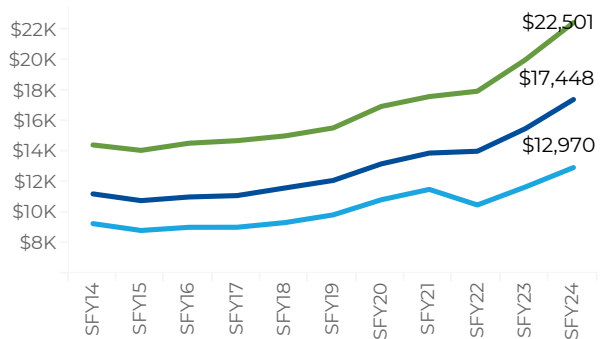
Annual Reimbursement for Members with CLRD



SoonerCare Members with CLRD: Percent of Total Reimbursement Compared to Percent of Total SoonerCare Enrollment



Average Reimbursement per Member with CLRD
CLRD Type: Total | Asthma | COPD



\$1,651,531,125

Total reimbursement for members with CLRD

\$17,448

Average reimbursement for members with CLRD

	Total Reimbursement	% of Total Reimbursement	Reimbursement per Member
Dual Eligible	\$491,222,121	29.7%	\$16,946
Non-Dual Eligible	\$1,160,309,004	70.3%	\$17,669
Adult	\$1,313,923,790	79.6%	\$21,100
Child	\$337,607,335	20.4%	\$10,425
Female	\$990,781,377	60.0%	\$17,591
Male	\$660,749,748	40.0%	\$17,237