

# ANALYSIS OF Chronic Kidney Disease in Oklahoma's SoonerCare Program

## SoonerCare Members

Total members diagnosed with chronic kidney disease (CKD) decreased slightly 63,843 members in SFY2023 to 62,463 members in SFY2024. The prevalence also fell slightly from 4.3% to 4.1%. This is still primarily a condition of adults.

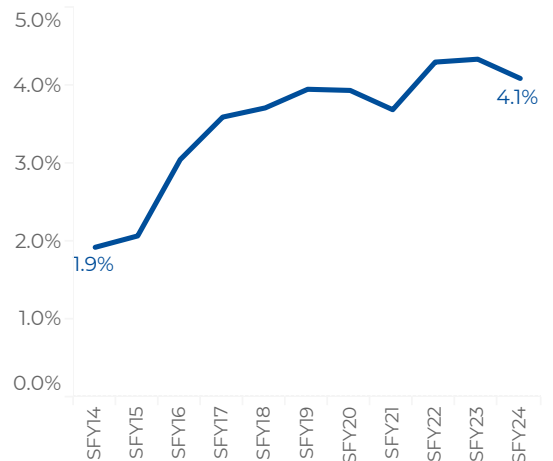
In SFY2024 there were

**62,463** members with chronic kidney disease, or **4.1%** of all members

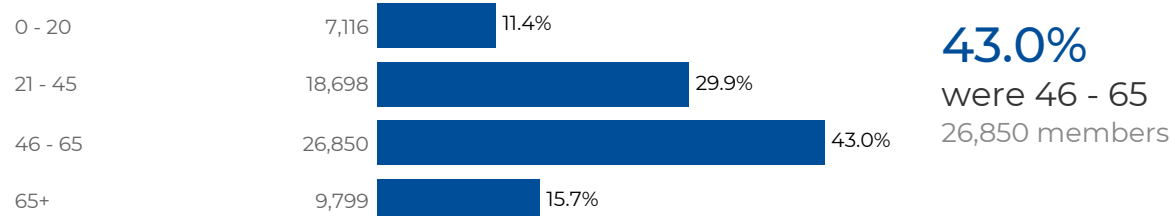
Total SoonerCare Enrollment



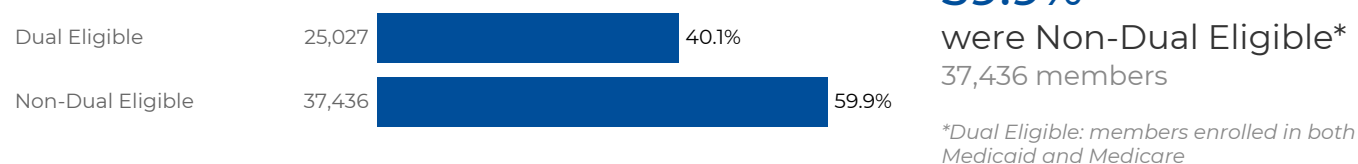
Chronic Kidney Disease Prevalence Rates



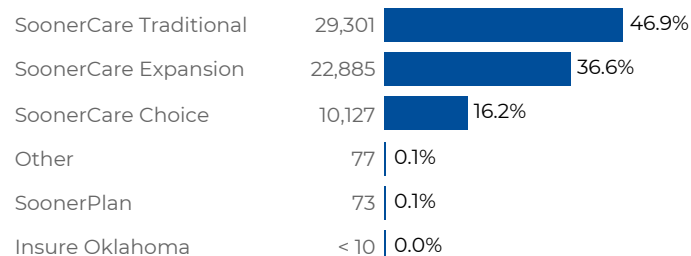
## Members with Chronic Kidney Disease by Age Group SFY2024



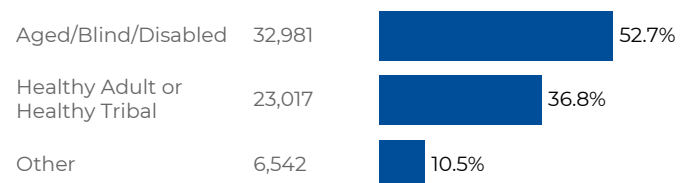
## Members with Chronic Kidney Disease by Eligibility Type SFY2024



## Members with Chronic Kidney Disease by Delivery System SFY2024



## Members with Chronic Kidney Disease by Qualifying Group SFY2024

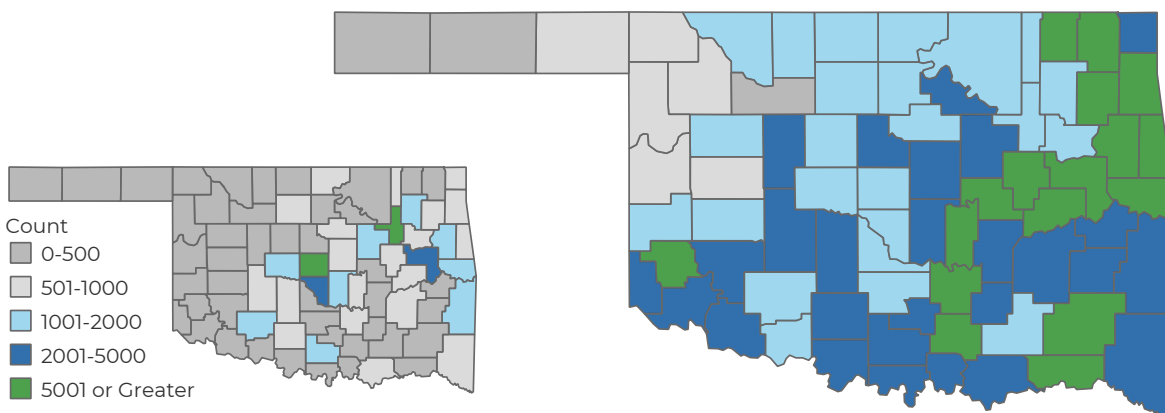


# ANALYSIS OF Chronic Kidney Disease in Oklahoma's SoonerCare Program

## Prevalence Rates



The eastern region of the state had the majority of counties with a higher prevalence rate of CKD. Okfuskee and Muskogee continues have the highest prevalence at above 6%.

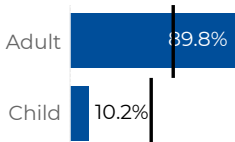


## SoonerCare Members with Chronic Kidney Disease

In SFY2024, CKD was more prevalent among adults, females, and Caucasians than would be expected based on the demographic composition of all SoonerCare members. See details below. The black line represents the percent of total SoonerCare members.

**89.8%**

were adults  
56,088 members



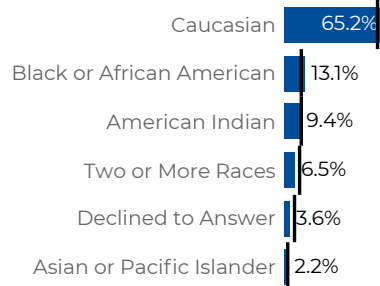
**58.6%**

were female  
36,574 members



**65.2%**

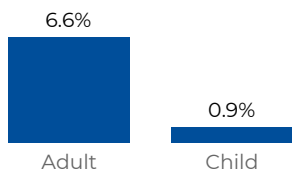
were Caucasian  
40,707 members



## Prevalence Rates Among SoonerCare Members

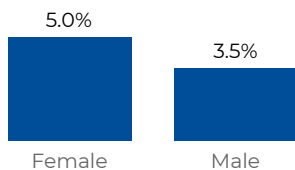
**6.6%**

of adult members had a diagnosis of CKD



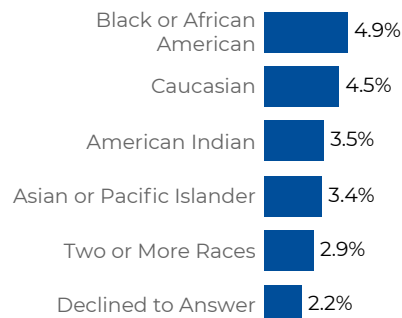
**5.0%**

of female members had a diagnosis of CKD



**4.9%**

of Black or African American members had a diagnosis of CKD



Demographics

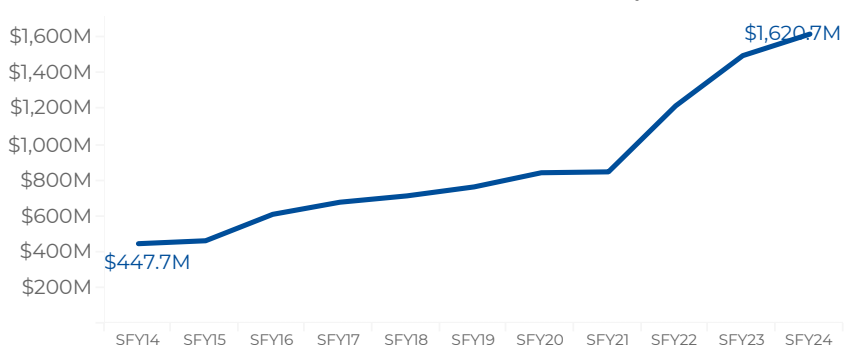
# ANALYSIS OF Chronic Kidney Disease in Oklahoma's SoonerCare Program

## Reimbursement Cost

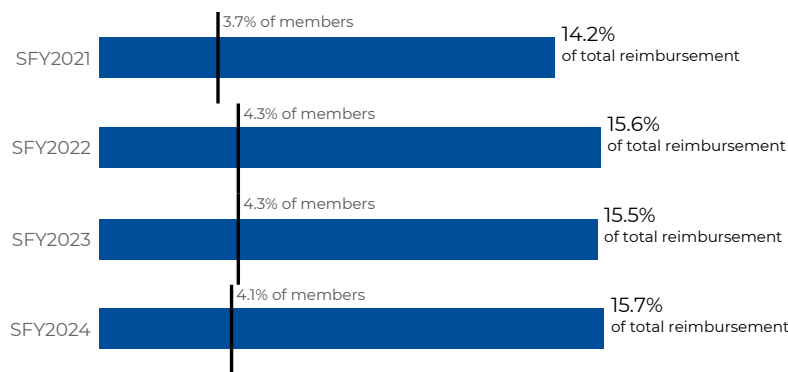
The total reimbursement for members with CKD rose significantly from \$1,500.0M in SFY2023 to \$1,620.7M in SFY2024. The total reimbursement for members with CKD in SFY2024 made up 15.7% of all reimbursements paid in SFY2024, despite members with CKD comprising 4.1% of all SoonerCare members.

Per-member reimbursements have continued to rise since SFY2017.

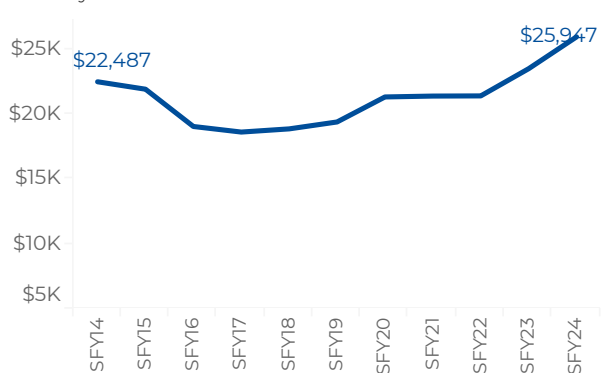
Annual Reimbursement for Members with Chronic Kidney Disease



SoonerCare Members with Chronic Kidney Disease: **Percent of Total Reimbursement** Compared to Percent of Total SoonerCare Enrollment



Average Reimbursement per Member with Chronic Kidney Disease



## \$1,620,719,535

Total reimbursement for members with chronic kidney disease

## \$25,947

Average reimbursement for members with chronic kidney disease

	Total Reimbursement	% of Total Reimbursement	Reimbursement per Member
Dual Eligible	\$494,309,982	30.5%	\$19,751
Non-Dual Eligible	\$1,126,409,552	69.5%	\$30,089
Adult	\$1,444,168,821	89.1%	\$25,748
Child	\$176,550,714	10.9%	\$27,694
Female	\$890,123,327	54.9%	\$24,338
Male	\$730,596,207	45.1%	\$28,220