

# ANALYSIS OF Stroke in Oklahoma's SoonerCare Program

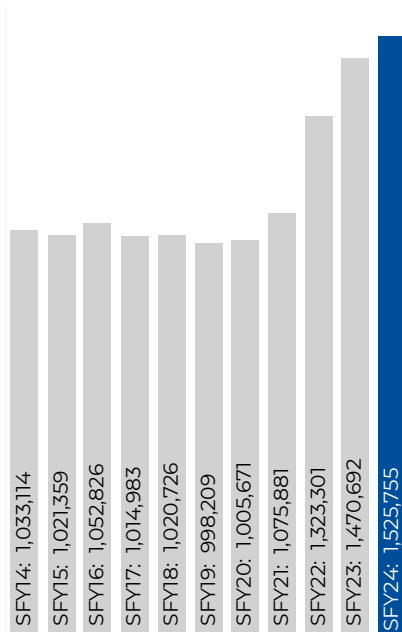
## SoonerCare Members

Stroke diagnoses spiked in SFY2022 after a number of new diagnosis codes were added to detect the long-term results of stroke. This seems to have stabilized in SFY2023 and SFY2024, with 17,718 diagnosed with stroke in SFY2024.

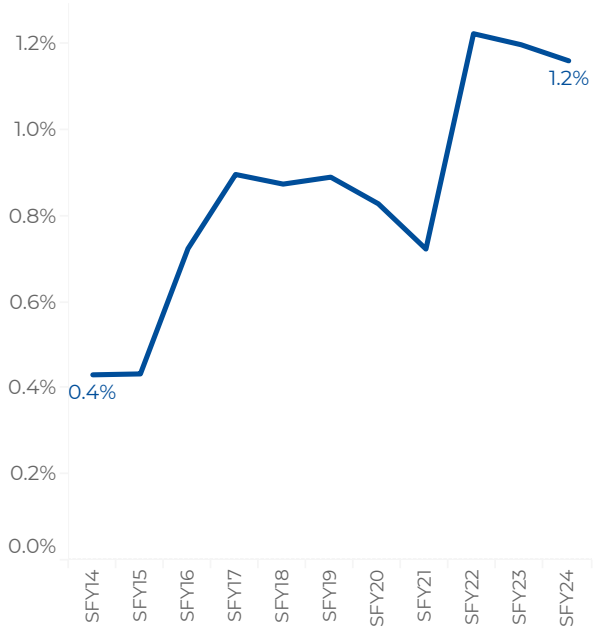
This is almost entirely a chronic condition associated with increased age.

In SFY2024 there were  
**17,718** members  
with stroke, or **1.2%** of all  
members

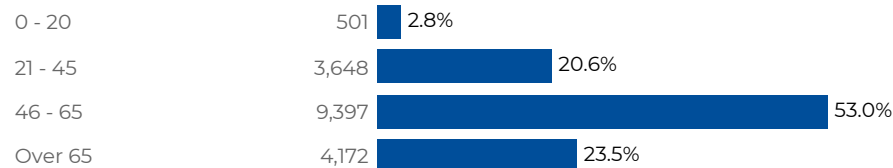
Total SoonerCare Enrollment  
SFY2014-SFY2024



Stroke Prevalence Rates



## Members with Stroke by Age Group SFY2024



**53.0%**  
were age 46 - 65  
9,397 members

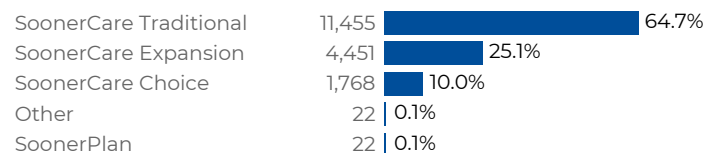
## Members with Stroke by Eligibility Type SFY2024



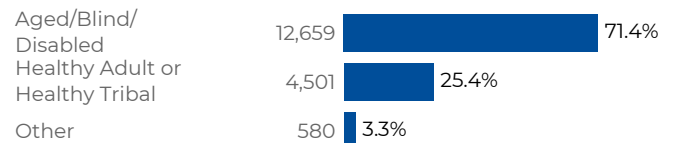
**53.9%**  
were Dual Eligible\*  
9,549 members

*\*Dual Eligible: members enrolled in both Medicaid and Medicare*

## Members with Stroke by Delivery System SFY2024 (<10 excluded)



## Members with Stroke by Qualifying Group SFY2024 (<10 excluded)

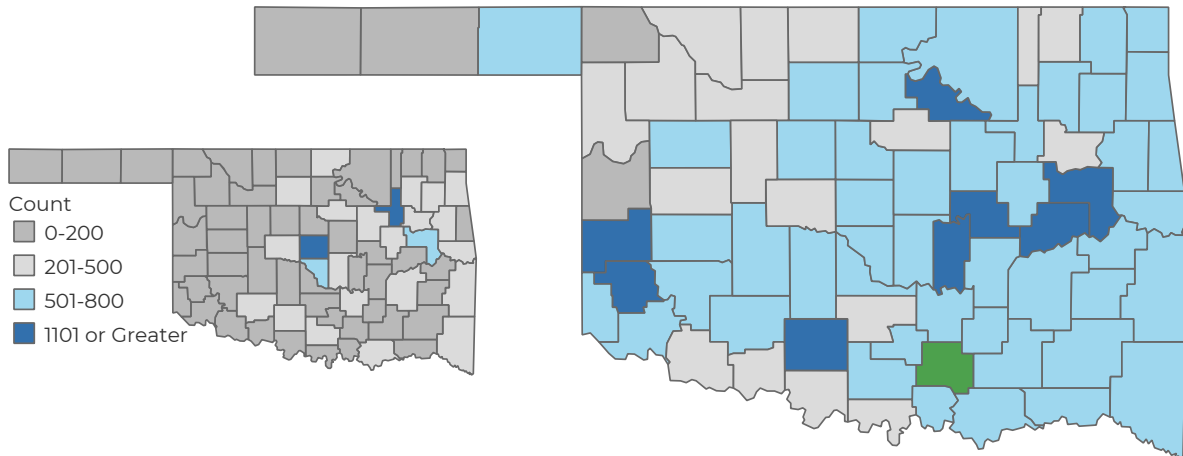


# ANALYSIS OF Stroke in Oklahoma's SoonerCare Program

## Prevalence Rates



Over a period of years, the spatial pattern of stroke has shifted repeatedly, and we do not detect any particular clusters.

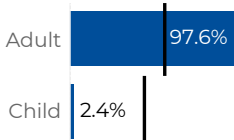


## SoonerCare Members with Stroke

In SFY2024, stroke was more prevalent among adults, females, Black or African Americans, and Caucasians than would be expected based on the demographic composition of all SoonerCare members. See details below. The black line represents the percent of total SoonerCare members.

97.6%

were adults  
17,286 members



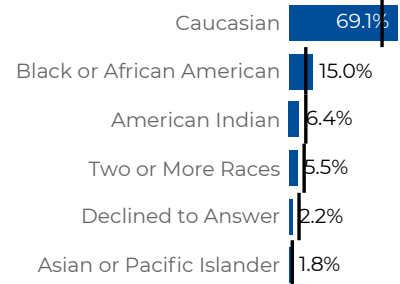
56.6%

were female  
10,034 members



69.1%

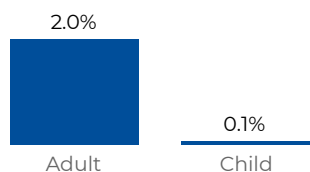
were  
Caucasian  
12,246 members



## Prevalence Rates Among SoonerCare Members

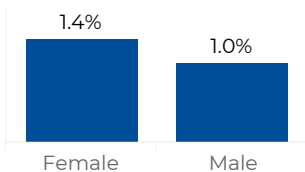
2.0%

of all adult members had  
a stroke



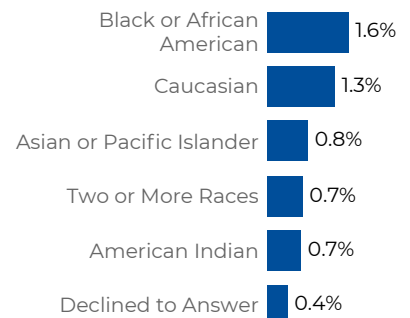
1.4%

of all female members  
had a stroke



1.6%

of all Black or  
African  
American  
members had a  
stroke



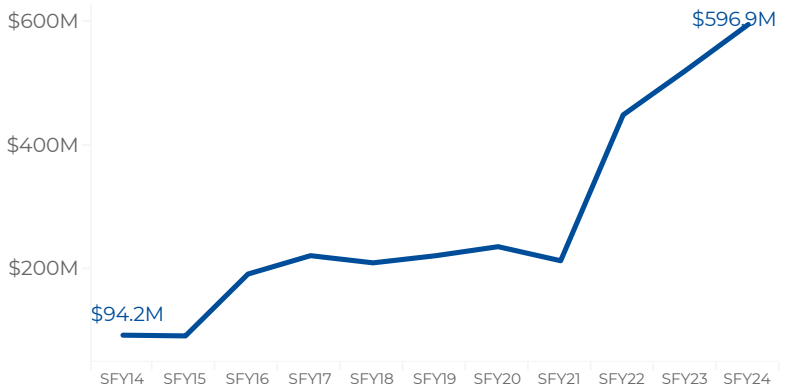
# ANALYSIS OF Stroke in Oklahoma's SoonerCare Program

## Reimbursement Cost

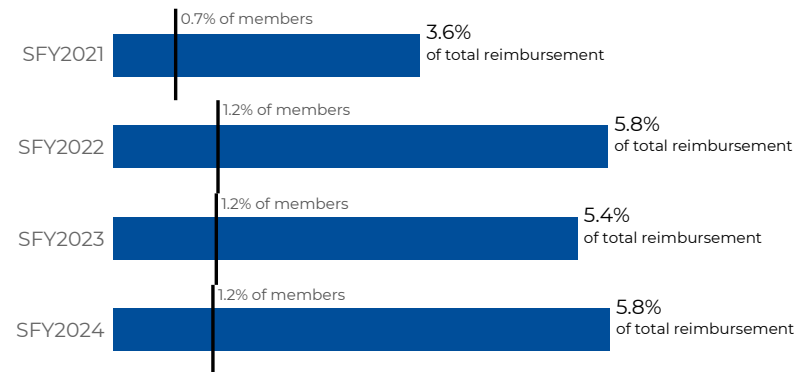
Although members with a stroke made up only 1.2% of members in SFY24, the cost of providing care to these members made up 5.8% of total reimbursements. This is up from 5.4% in SFY22.

The total reimbursement for members with stroke increased from \$522,601,406 in SFY23 to \$596,923,970 in SFY24. We added a handful of new codes for SFY24, but this increase is likely due to real increases in costs.

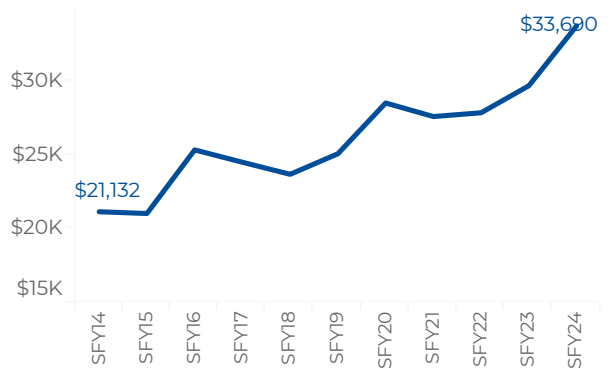
Annual Reimbursement for Members with Stroke



SoonerCare Members with Stroke: Percent of Total Reimbursement Compared to Percent of Total SoonerCare Enrollment



Average Reimbursement per Member with Stroke



## \$596,923,970

Total reimbursement for members with stroke

## \$33,690

Average reimbursement for members with stroke

	Total Reimbursement	% of Total Reimbursement	Reimbursement per Member
Dual Eligible	\$262,530,693	44.0%	\$27,493
Non-Dual Eligible	\$334,393,277	56.0%	\$40,934
Adult	\$566,367,005	94.9%	\$32,764
Child	\$30,556,965	5.1%	\$70,734
Female	\$321,721,151	53.9%	\$32,063
Male	\$275,202,819	46.1%	\$35,815