

ANALYSIS OF

Autism Spectrum Disorder in Oklahoma's SoonerCare Program

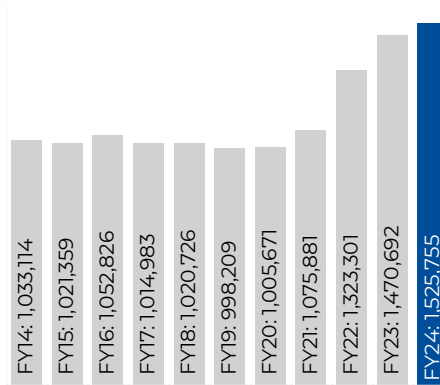


SoonerCare Members

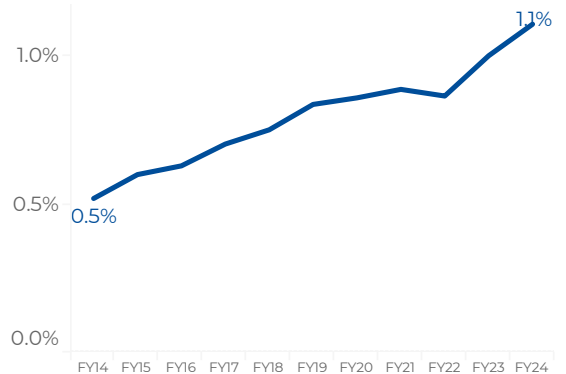
The number (prevalence) of members diagnosed with ASD continued to increase between SFY23 and SFY24, from 14,761 (1.0%) in SFY23 to 16,942 (1.1%) in SFY24. The rate of growth is essentially linear, with the small decrease in SFY22 recovering in SFY23 and 24.

ASD is nearly 10x more prevalent among children than adult members.

Total SoonerCare Enrollment
SFY2014 - SFY2024



Autism Spectrum Disorder Prevalence Rates
SFY2014 - SFY2024

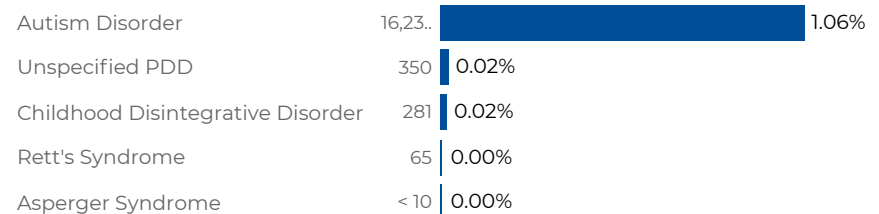


In SFY2024 there were

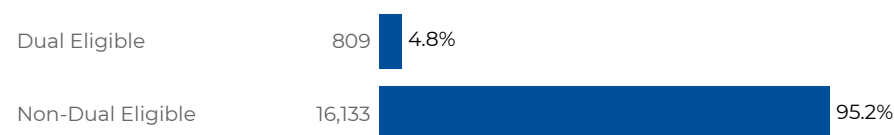
16,942

members with autism spectrum disorder, or
1.1% of all members

Total Prevalence Rate of Autism Spectrum Disorder Type Among
SoonerCare Members SFY2024



Members with Autism Spectrum Disorder by Eligibility Type
SFY2024

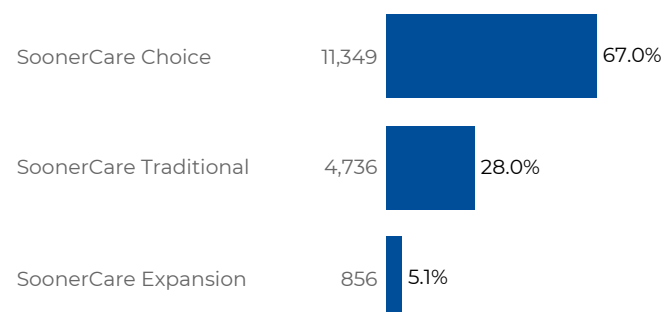


95.2%

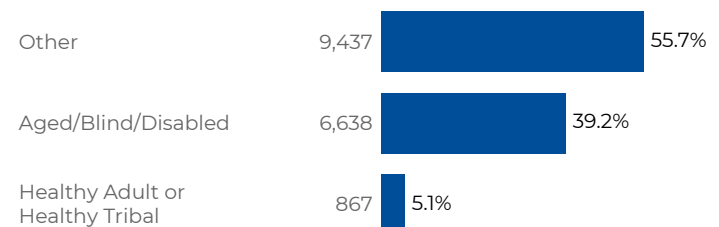
were Non-Dual Eligible*
16,133 members

**Dual Eligible: members enrolled in both Medicaid and Medicare*

Members with Autism Spectrum Disorder by
Delivery System SFY2024 (<10 excluded)



Members with Autism Spectrum Disorder by
Qualifying Group SFY2024 (<10 excluded)



ANALYSIS OF

Autism Spectrum Disorder in Oklahoma's SoonerCare Program

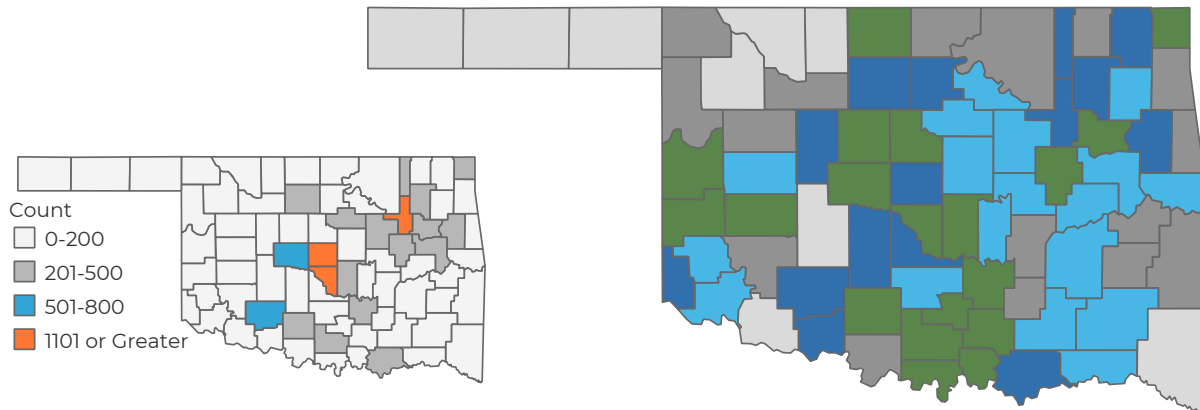


OKLAHOMA
Health Care Authority

Prevalence Rates



Twenty-four counties in SFY24 have an estimated ASD prevalence rate of 1.2% or greater. This was just nine counties in SFY23.

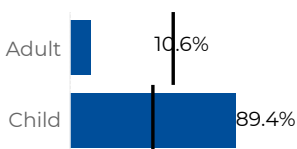


SoonerCare Members with Autism Spectrum Disorder

In SFY2024, ASD was more prevalent among children, males, and Caucasians than would be expected based on the demographic composition of all SoonerCare members. See details below. The black line represents the percent of total SoonerCare members.

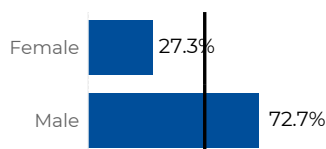
89.4%

were children
15,148 members



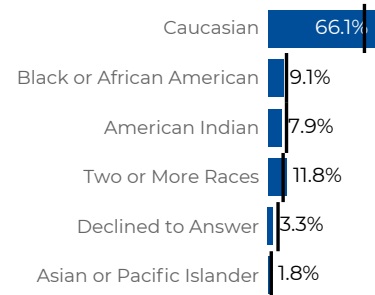
72.7%

were male
12,322 members



66.1%

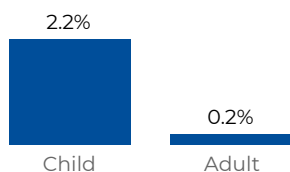
were Caucasian
11,195 members



Prevalence Rates Among SoonerCare Members

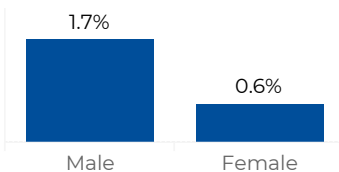
2.2%

of all child members had ASD



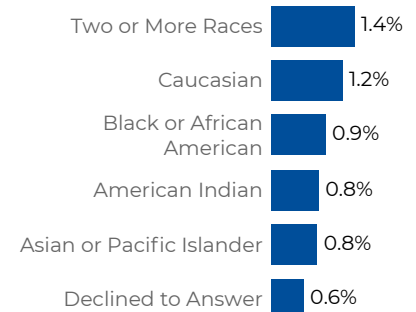
1.7%

of all male members had ASD



1.4%

of all Two or More Races members had ASD



ANALYSIS OF

Autism Spectrum Disorder in Oklahoma's SoonerCare Program



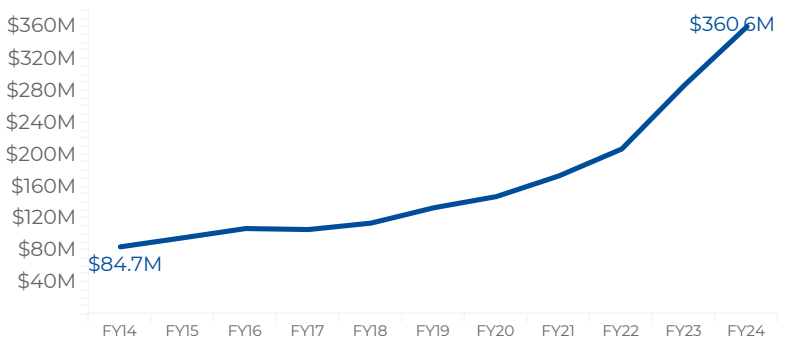
OKLAHOMA
Health Care Authority

Reimbursement Cost

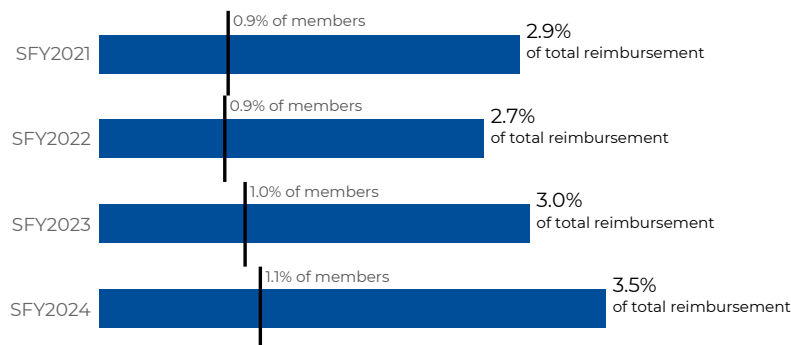
Members with ASD comprised 1.1% of all SoonerCare members in SFY24. However, the total reimbursement associated with services rendered for members with ASD made up 3.5% of all reimbursements paid in SFY24. The total reimbursement for members with ASD increased from \$287,126,851 in SFY23 to \$360,610,180 in SFY2024.

The total annual reimbursements and per-member reimbursements for members with ASD seem to have both started an upward trend between SFY22 and '23. Previously, per-member reimbursements remained relatively stable even though total costs were increasing.

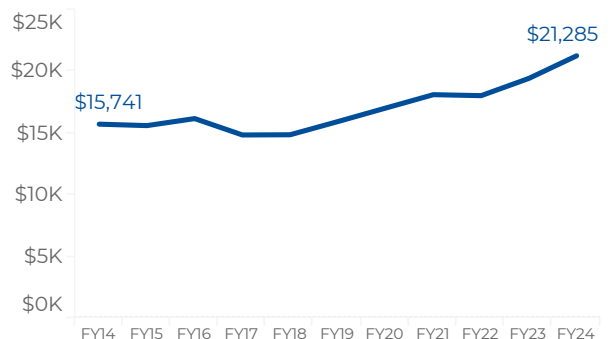
Annual Reimbursement for Members with Autism Spectrum Disorder
SFY2014 - SFY2024



SoonerCare Members with Autism Spectrum Disorder: **Percent of Total Reimbursement** Compared to Percent of Total SoonerCare Enrollment



Average Reimbursement per Member with Autism Spectrum Disorder
SFY2014 - SFY2024



\$360,610,180

Total reimbursement for members with autism spectrum disorder

\$21,285

Average reimbursement for members with autism spectrum disorder

	Total Reimbursement	% of Total Reimbursement	Reimbursement per Member
Dual Eligible	\$42,878,229	11.9%	\$53,002
Non-Dual Eligible	\$317,731,951	88.1%	\$19,695
Adult	\$84,292,506	23.4%	\$46,986
Child	\$276,317,674	76.6%	\$18,241
Female	\$99,083,480	27.5%	\$21,447
Male	\$261,526,700	72.5%	\$21,224