

ANALYSIS OF Stroke in Oklahoma's SoonerCare Program



SoonerCare Members

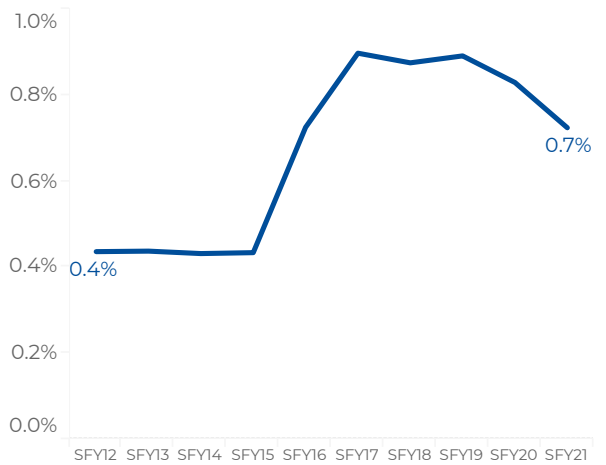
Stroke is a leading cause of serious long-term disability. The number of members with a stroke diagnosis in SFY2021 was 7,788. The prevalence rate of stroke among SoonerCare enrollees was 0.7% in SFY2021.

In SFY2021 there were **7,788** members with stroke, or **0.7% of all members**

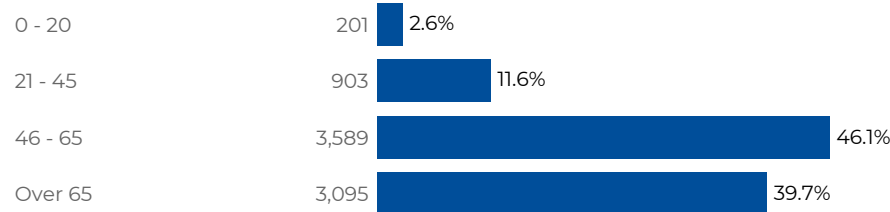
Total SoonerCare Enrollment SFY2012 - SFY2021



Stroke Prevalence Rates SFY2012 - SFY2021



Members with Stroke by Age Group SFY2021



46.1%
were age 46 - 65
3,589 members

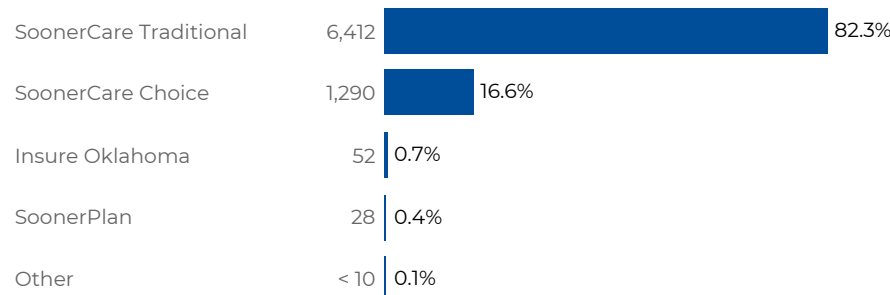
Members with Stroke by Eligibility Type SFY2021



68.1%
were Dual Eligible*
5,301 members

**Dual Eligible: members enrolled in both Medicaid and Medicare*

Members with Stroke by Delivery System SFY2021



82.3%
were enrolled in
SoonerCare Traditional
6,412 members

ANALYSIS OF Stroke in Oklahoma's SoonerCare Program

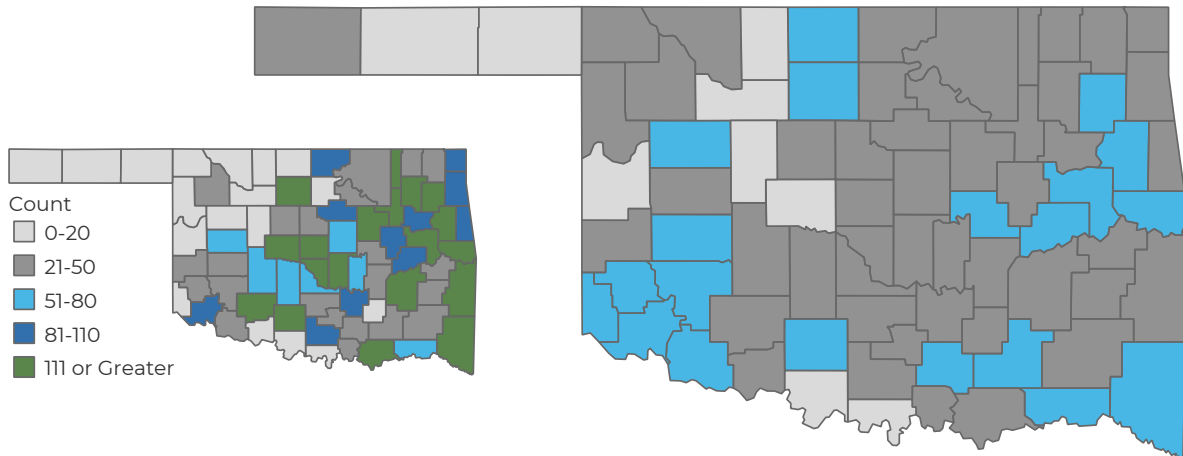


Prevalence Rates



Count

- 0-20
- 21-50
- 51-80
- 81-110
- 111 or Greater

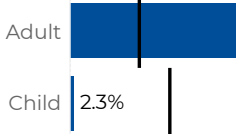


SoonerCare Members with Stroke

In SFY2021, stroke was more prevalent among adults, females, Black or African Americans, and Caucasians than would be expected based on the demographic composition of all SoonerCare members. See details below. The black line represents the percent of total SoonerCare members.

97.7%

were adults
7,606 members



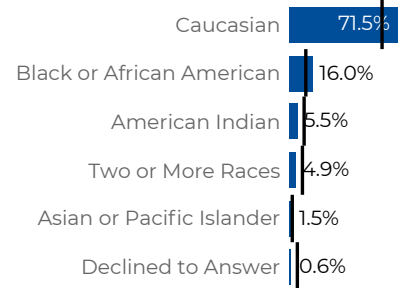
61.4%

were female
4,778 members



71.5%

were Caucasian
5,570 members

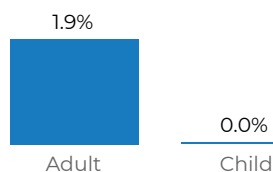


Demographics

Prevalence Rates Among SoonerCare Members

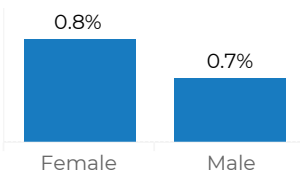
1.9%

of all adult members had a stroke



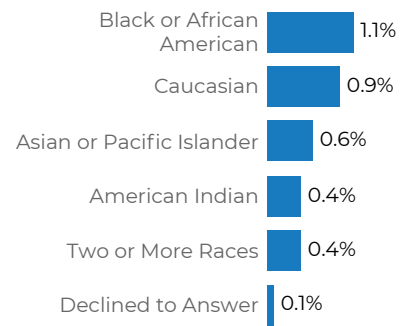
0.8%

of all female members had a stroke



1.1%

of all Black or African American members had a stroke



ANALYSIS OF Stroke in Oklahoma's SoonerCare Program



Reimbursement Cost

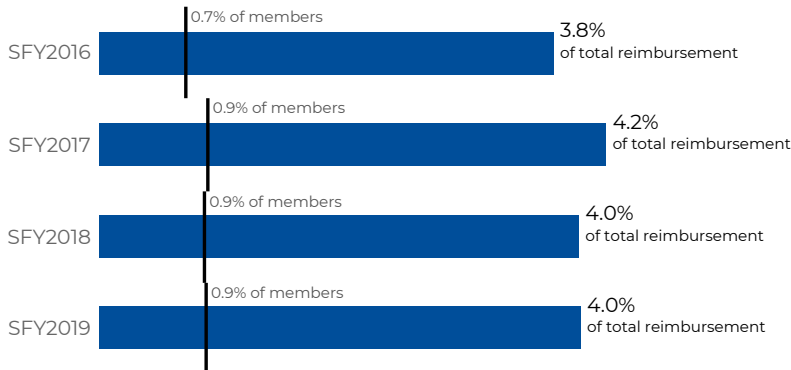
The cost of providing care to members with a stroke was disproportionate to the prevalence of stroke among SoonerCare members. Even though members with a stroke comprised 0.9% of all SoonerCare members in SFY2021, the total reimbursement for services rendered by members with a stroke made up 4.0% of all reimbursements paid during the state fiscal year.

The total reimbursement for members with a stroke decreased by 9.6% from \$237,423,048 in SFY2020 to \$214,657,525 in SFY2021, roughly equivalent to the decline in numbers of members with a stroke.

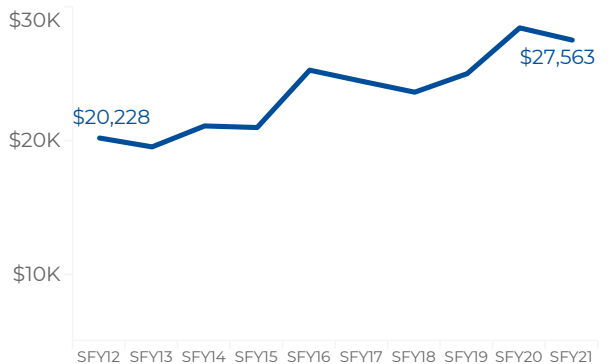
Annual Reimbursement for Members with Stroke SFY2012 - SFY2021



SoonerCare Members with Stroke: Percent of Total Reimbursement Compared to Percent of Total SoonerCare Enrollment



Average Reimbursement per Member with Stroke SFY2012 - SFY2021



\$214,657,525

Total reimbursement for members with stroke

\$27,563

Average reimbursement for members with stroke

	Total Reimbursement	% of Total Reimbursement	Reimbursement per Member
Dual Eligible	\$111,414,025	51.9%	\$21,018
Non-Dual Eligible	\$103,243,500	48.1%	\$41,513
Adult	\$201,614,381	93.9%	\$26,507
Child	\$13,043,144	6.1%	\$71,666
Female	\$128,165,290	59.7%	\$26,824
Male	\$86,492,234	40.3%	\$28,735