

## ANALYSIS OF

# Autism Spectrum Disorder in Oklahoma's SoonerCare Program




**OKLAHOMA**  
Health Care Authority

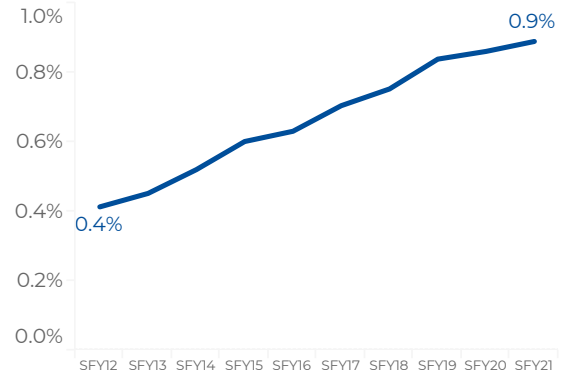
### SoonerCare Members

While the total SoonerCare enrollment increased 6.9% from SFY20 to SFY21, the number of members with ASD increased faster, by 9.5% from 8,662 members in SFY2020 to 9,575 in SFY2021. The prevalence of ASD remained under 1%.

Total SoonerCare Enrollment  
SFY2012 - SFY2021

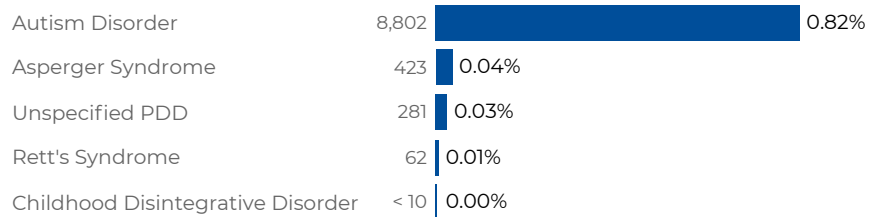


Autism Spectrum Disorder Prevalence Rates  
SFY2012 - SFY2021

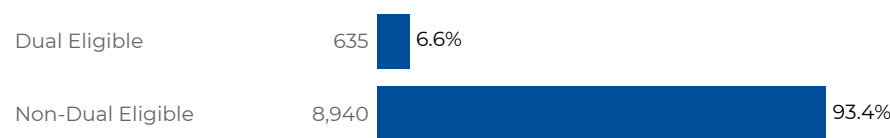


In SFY2021 there were  
**9,575**  
members with autism  
spectrum disorder, or  
**0.9% of all members**

Total Prevalence Rate of Autism Spectrum Disorder Type Among  
SoonerCare Members SFY2021



Members with Autism Spectrum Disorder by Eligibility Type  
SFY2021

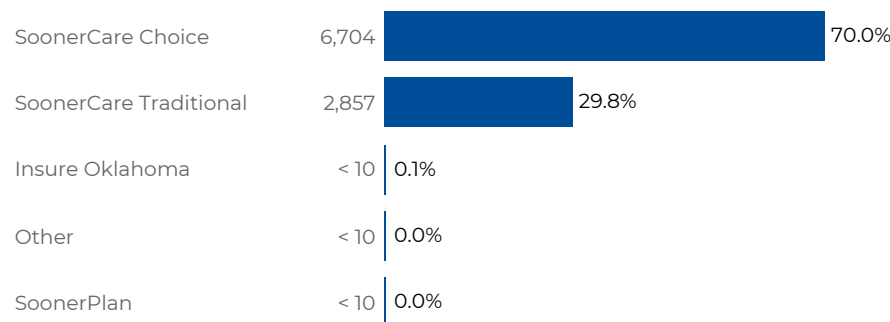


**93.4%**

were Non-Dual Eligible\*  
8,940 members

*\*Dual Eligible: members enrolled in both  
Medicaid and Medicare*

Members with Autism Spectrum Disorder by Delivery System  
SFY2021



**70.0%**

were enrolled in  
SoonerCare Choice  
6,704 members

# ANALYSIS OF

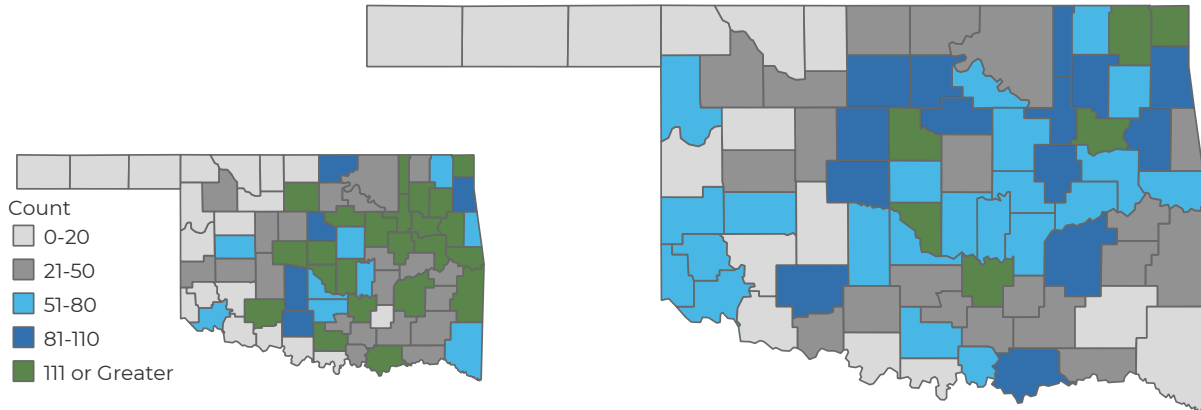
# Autism Spectrum Disorder in Oklahoma's SoonerCare Program



## Prevalence Rates



Approximately one in four counties in Oklahoma (27.2%) had a prevalence rate for ASD of 0.59% or less. Ottawa (1.4%), Logan (1.2%), Craig (1.2%), Wagoner (1.2%), and Cleveland counties (1.2%) had the highest prevalence rate of ASD.

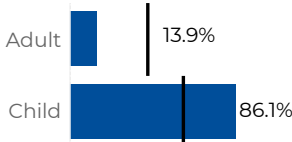


## SoonerCare Members with Autism Spectrum Disorder

In SFY2021, ASD was more prevalent among children, males, and Caucasians than would be expected based on the demographic composition of all SoonerCare members. See details below. The black line represents the percent of total SoonerCare members.

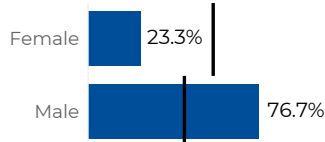
**86.1%**

were children  
8,247 members



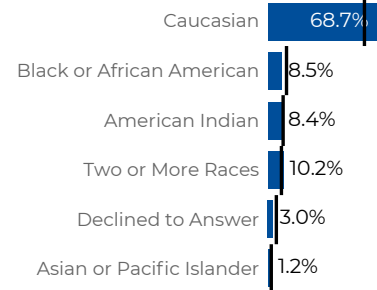
**76.7%**

were male  
7,343 members



**68.7%**

were Caucasian  
6,575 members

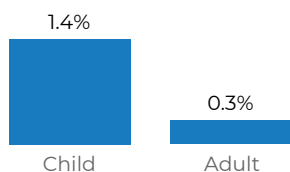


Demographics

## Prevalence Rates Among SoonerCare Members

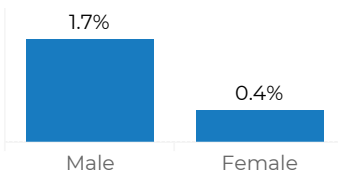
**1.4%**

of all child members had ASD



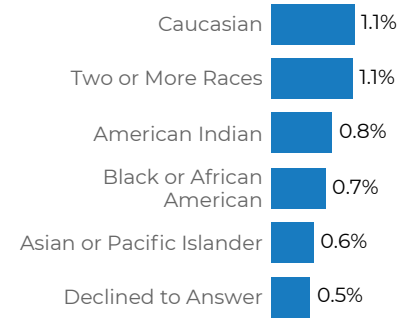
**1.7%**

of all male members had ASD



**1.1%**

of all Caucasian members had ASD



# ANALYSIS OF

# Autism Spectrum Disorder in Oklahoma's SoonerCare Program



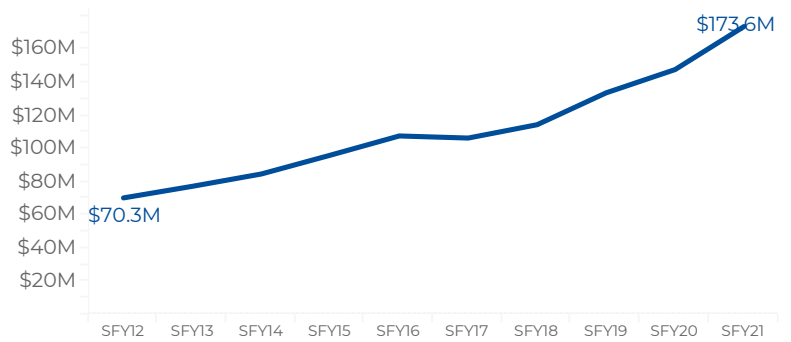
**OKLAHOMA**  
Health Care Authority

## Reimbursement Cost

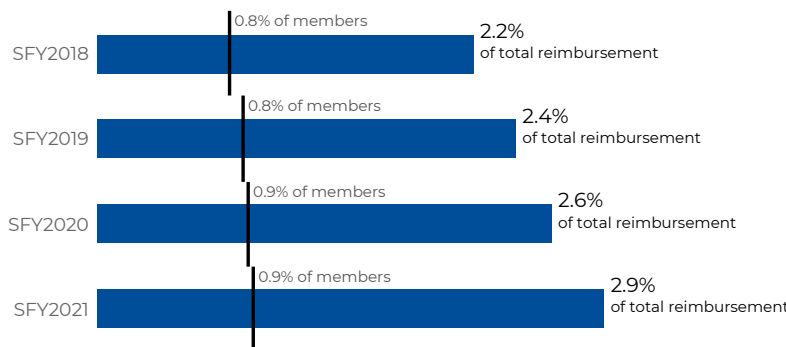
Members with ASD comprised 0.9% of all SoonerCare members in SFY2021. However, the total reimbursement associated with services rendered for members with ASD made up 2.9% of all reimbursements paid in SFY2021. This is further illustrated in the graph below. The total reimbursement for members with ASD increased by 17.6% from \$147,651,699 in SFY2020 to \$173,618,730 in SFY2021.

The average reimbursement for adult members with ASD was significantly higher than child members with ASD in SFY2021. The average reimbursement for adult members with ASD (\$44,106) was 216% higher than the average reimbursement for child members with ASD (\$13,950).

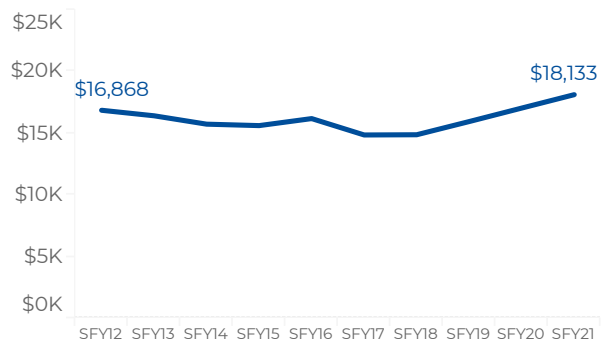
Annual Reimbursement for Members with Autism Spectrum Disorder  
SFY2012 - SFY2021



SoonerCare Members with Autism Spectrum Disorder: **Percent of Total Reimbursement** Compared to Percent of Total SoonerCare Enrollment



Average Reimbursement per Member with Autism Spectrum Disorder  
SFY2012 - SFY2021



## \$173,618,730

Total reimbursement for members with autism spectrum disorder

## \$18,133

Average reimbursement for members with autism spectrum disorder

	Total Reimbursement	% of Total Reimbursement	Reimbursement per Member
Dual Eligible	\$29,624,474	17.1%	\$46,653
Non-Dual Eligible	\$143,994,257	82.9%	\$16,107
Adult	\$58,573,309	33.7%	\$44,106
Child	\$115,045,421	66.3%	\$13,950
Female	\$46,158,624	26.6%	\$20,680
Male	\$127,460,107	73.4%	\$17,358