

# ANALYSIS OF Depression in Oklahoma's SoonerCare Program



## SoonerCare Members

In SFY2020, the number of members with depression decreased by 3.3% to 73,379 in SFY2020 from 75,861 in SFY2019.

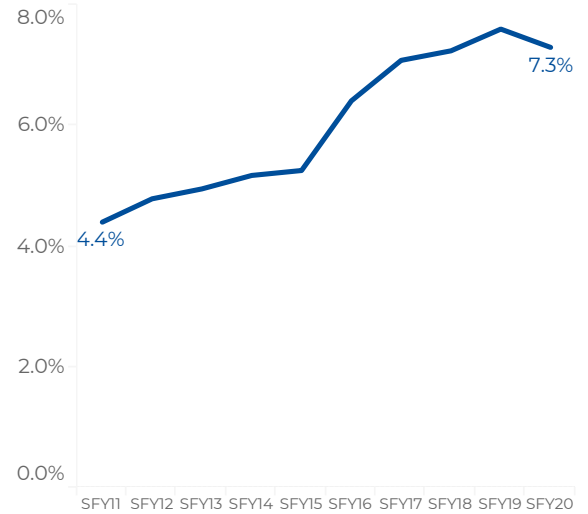
This is the one year on recent record in which prevalence among SoonerCare members has decreased. This may be attributed to COVID-19, which disrupted in-person mental health care services.

In SFY2020 there were  
**73,379** members  
with depression, or **7.3%** of  
all members

Total SoonerCare Enrollment  
SFY2011 - SFY2020



Depression Prevalence Rates  
SFY2011 - SFY2020



## Members with Depression by Age Group SFY2020



**30.5%**  
were 0 - 20  
22,376 members

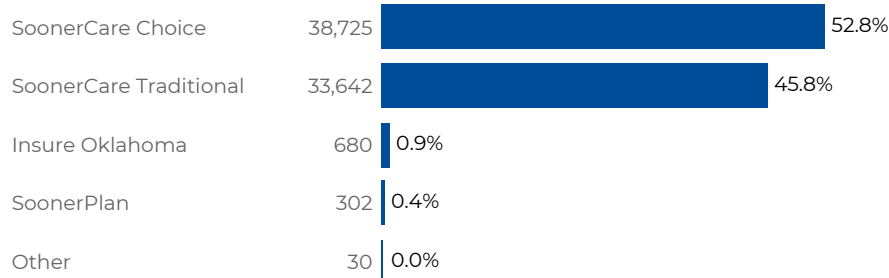
## Members with Depression by Eligibility Type SFY2020



**67.6%**  
were Non-Dual Eligible\*  
49,579 members

*\*Dual Eligible: members enrolled in both Medicaid and Medicare*

## Members with Depression by Delivery System SFY2020



**52.8%**  
were enrolled in  
SoonerCare Choice  
38,725 members

## ANALYSIS OF

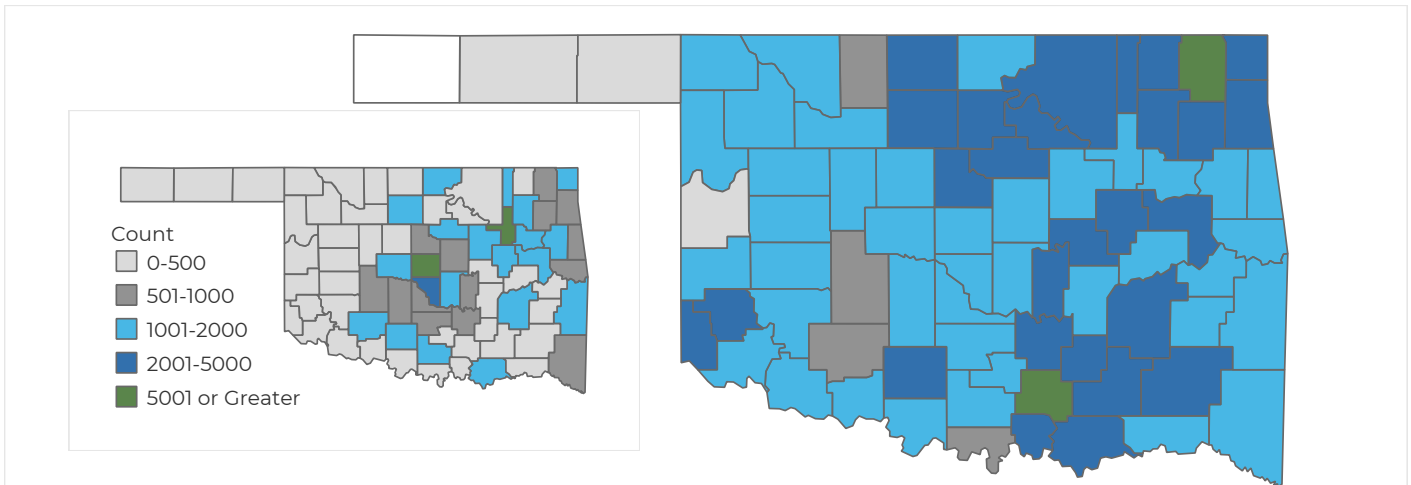
# Depression in Oklahoma's SoonerCare Program



### Prevalence Rates



Craig (11.4%) and Johnston (10.4%) counties had the highest rates of depression among SoonerCare members. Generally, eastern counties had higher rates of depression than those in the west.

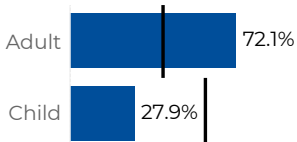


### SoonerCare Members with Depression

In SFY2020, depression was more prevalent among adults, females, and Caucasians than would be expected based on the demographic composition of all SoonerCare members. See details below. The black line represents the percent of total SoonerCare members.

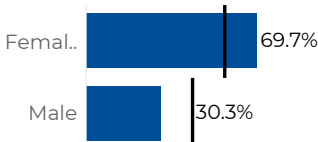
**72.1%**

were adults  
52,893 members



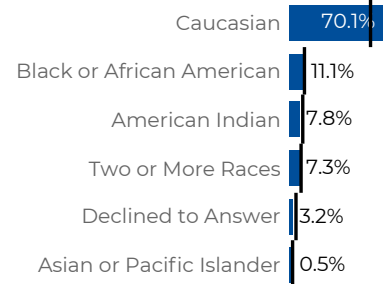
**69.7%**

were female  
51,122 members



**70.1%**

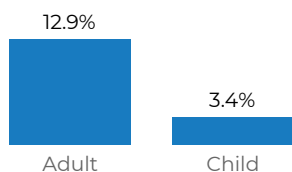
were Caucasian  
51,474 members



### Prevalence Rates Among SoonerCare Members

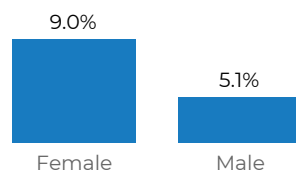
**12.9%**

of adult members had a diagnosis of depression



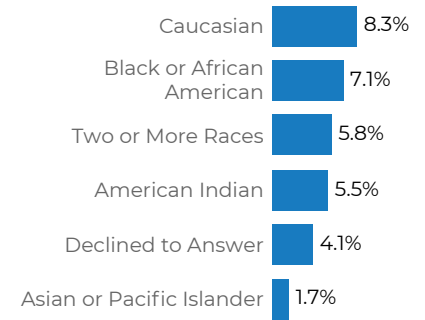
**9.0%**

of female members had a diagnosis of depression



**8.3%**

of Caucasian members had a diagnosis of depression



# ANALYSIS OF Depression in Oklahoma's SoonerCare Program

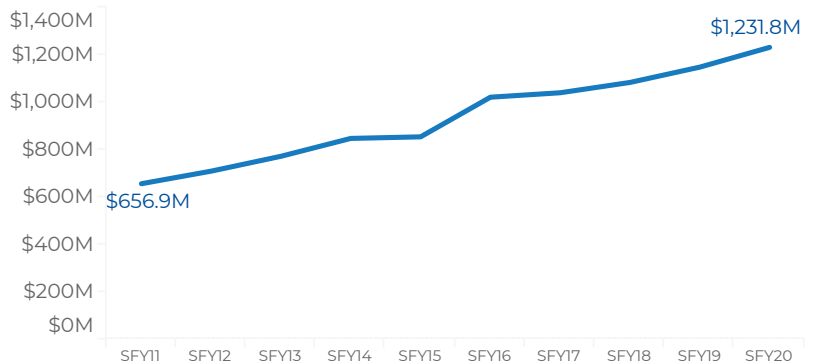


## Reimbursement Cost

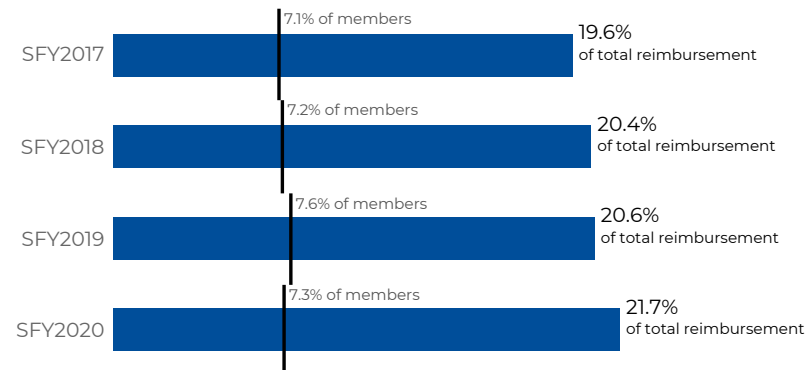
The total reimbursement for members with depression increased by 7.3% from \$1,148,448,317 in SFY2019 to \$1,231,772,262 in SFY2020. The total reimbursement for members with depression in SFY2020 made up 21.7% of all reimbursements paid.

The graph below illustrates how the percentage of reimbursement for services rendered for members with depression is disproportionately higher than the prevalence of members with depression.

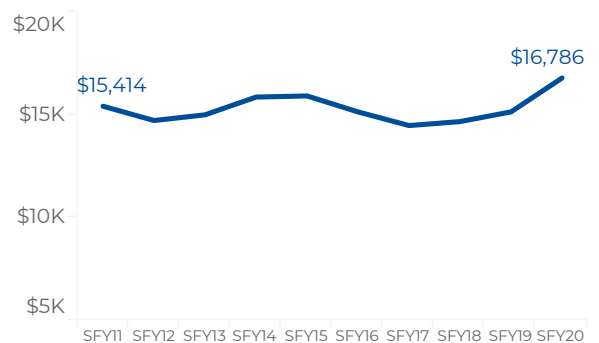
Annual Reimbursement for Members with Depression  
SFY2011 - SFY2020



SoonerCare Members with Depression: Percent of Total Reimbursement Compared to Percent of Total SoonerCare Enrollment



Average Reimbursement per Member with Depression  
SFY2011 - SFY2020



**\$1,231,772,262**

Total reimbursement for members with depression

**\$16,786**

Average reimbursement for members with depression

	Total Reimbursement	% of Total Reimbursement	Reimbursement per Member
Dual Eligible	\$495,783,713	40.2%	\$20,831
Non-Dual Eligible	\$735,988,549	59.8%	\$14,845
Adult	\$1,030,391,307	83.7%	\$19,481
Child	\$201,380,955	16.3%	\$9,830
Female	\$807,289,086	65.5%	\$15,791
Male	\$424,483,177	34.5%	\$19,072