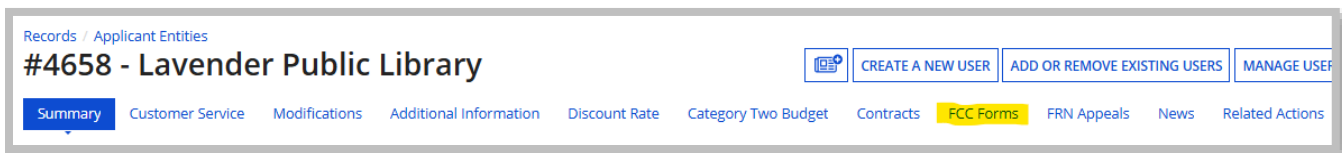


Viewing an FCC Form 471

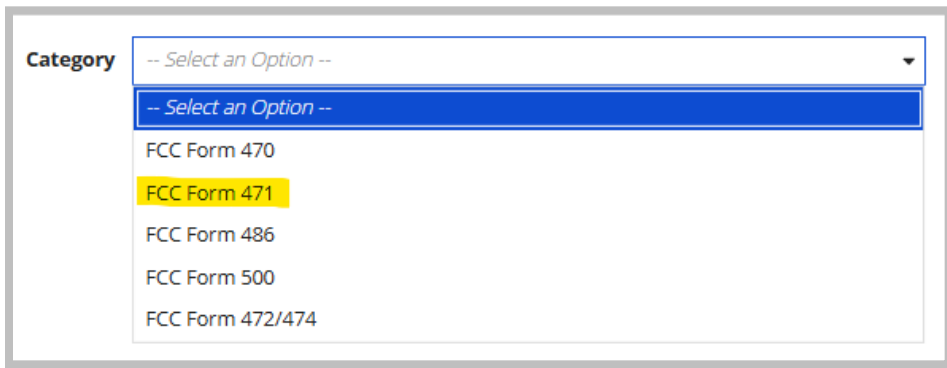
1. In EPC, on My Applicant Landing Page, select your library's name where it says **Welcome, [Your Library Name]!**



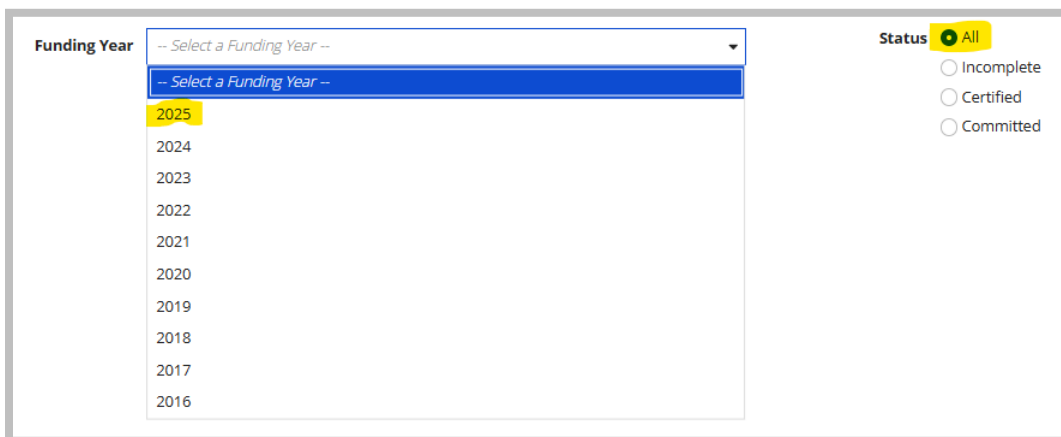
2. Select **FCC Forms** on the menu bar.



3. From the drop-down menu, select **FCC Form 471**.



4. From the drop-down menu, select the **Funding Year**. Make sure the **Status** is **All**.



5. Click the **Application Number** for the application you would like to view.

Application Number	Nickname	Funding Year
251000118	2025 Test0131 471 Category 1	2025

6. Scroll down to the bottom of the page. Under **FCC Form 471 Generated Documents**, click **Original Version** to download the certified Form 471.

FCC Form 471 Generated Documents	
FCC Form 471 Version	Description
Original Version	This document contains information that was submitted to USAC upon certification of the FCC Form 471.