



Can pulse oximetry screening hurt my baby?

The pulse ox screening is painless. It should not hurt your baby.



What is a normal pulse oximetry reading?

A normal reading for healthy babies is 95% or higher with a difference of three percent or less between the hand and foot. If your baby is known to have a heart or lung problem, the range could be different. Your nurse or doctor can discuss this with you.



What happens if my baby's screening is out of range?

If your baby's screening is not within the normal range, he or she may need additional testing. Your baby may undergo an ultrasound of the heart, called an echocardiogram, to check for heart defects. The hospital should provide you with the results and notify you if your baby needs additional care.



Facts about CCHD

As many as 100 babies are born with life threatening CCHD in Oklahoma every year.

Most of the time the cause is not known.

Family history may play a role.

Studies have shown smoking, obesity and diabetes during pregnancy increases the risk.

For More Information:

800.766.2223 (OK toll free)

405.271.6617

NewbornScreen@health.ok.gov

<http://sss.health.ok.gov>



Newborn Pulse Oximetry Screening




The Oklahoma State Department of Health (OSDH) is an equal opportunity employer.

This publication, printed by Mercury Press Inc., was issued by the OSDH as authorized by Terry Cline, PhD, Commissioner of Health. 55,000 copies were printed in August 2013 at a cost of \$4,540. Copies have been deposited with the Publications Clearinghouse of the Oklahoma State Department of Libraries.


08.2013

For Critical Congenital Heart Disease (CCHD)




What is Critical Congenital Heart Disease (CCHD)?

CCHD is a problem with the structure of the heart that is present at birth. CCHD can be life threatening if not found quickly.




What is pulse oximetry screening?

Pulse oximetry screening (also called “pulse ox”) is a simple and painless way to measure the amount of oxygen in the blood. An abnormal screen may indicate a problem with your baby’s heart.




Who should be screened?

All newborns should be screened. Hospitals should screen your baby before discharge. Check with your nurse or doctor to confirm that your baby has had a pulse oximetry screen before you leave the hospital.




Why is pulse oximetry used?

Pulse ox is used because it is the earliest screen to detect problems with your baby’s heart. Serious heart conditions are detected more often when a pulse ox screen is used in addition to the physical exam. If a serious heart condition is undetected, it could result in illness or death.




How is pulse oximetry screening performed?

A sticky strip with a red sensor light will be wrapped around your baby’s right hand, and then around one of the baby’s feet. The screening should not be performed while your baby is eating, sleeping or crying as it could lead to inaccurate results.



When will pulse oximetry screening be performed?

The pulse ox screening is performed once your baby is 24 hours old and before discharge from the hospital.



Can a baby with a serious heart problem have a normal pulse oximetry screening?

Yes. Pulse ox screening will aid in identifying many of the most critical types of heart problems, but not all. You should also be aware of the signs and symptoms of CCHD so you can seek treatment for your baby as soon as possible.



Signs and Symptoms of CCHD

- Bluish tinted skin, nails and lips
- Fast or troubled breathing
- Tires easily or sweats when feeding
- Poor weight gain