



# Breastfeeding Facts at a Glance

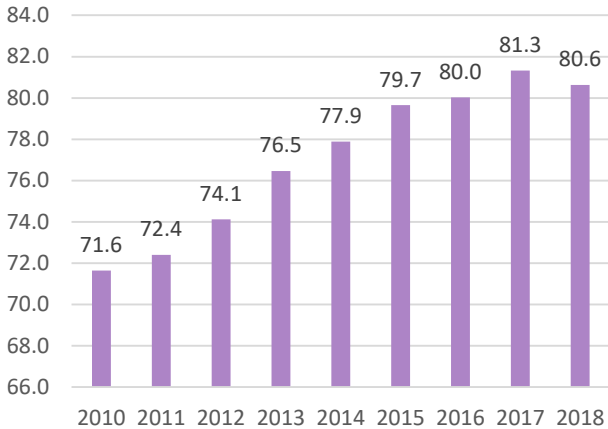


MCH Assessment Division

Oklahoma State Department of Health

Oklahoma Maternal and Child Health Assessment

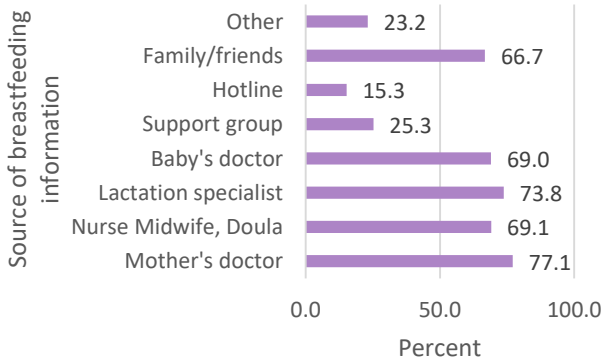
## Percent breastfeeding at hospital delivery discharge<sup>1</sup>



## Breastfeeding hospital practices<sup>2</sup>

Hospital Practices	Percent
Baby stayed in same room	89.5
Hospital staff helped	78.3
Breastfed in the first hour	78.8
Fed only breast milk	64.6
Breastfeed on demand	84.8
Not receiving gift pack with formula	52.1
Provide help phone #	81.7

## Source of breastfeeding information<sup>2</sup>



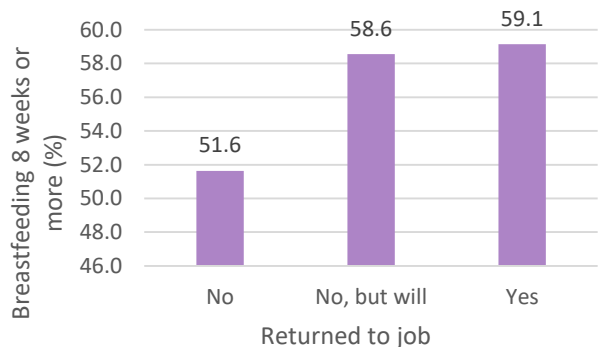
## Percent of mothers breastfeeding<sup>2,3</sup>

Year	Ever	8 weeks or more	6 months or more
2009	77.6	44.2	25.1
2010	74.6	44.0	34.9
2011	78.8	48.5	34.1
2012	85.7	53.8	35.2
2013	82.7	51.2	34.8
2014	85.0	53.7	37.0
2015	85.0	56.1	41.6
2016	83.9	56.4	45.7
2017	85.5	56.0	46.4

## Oklahoma Baby-Friendly designated hospitals 2013 - 2019<sup>4</sup>

1. Claremore Indian Hospital, Claremore, OK (redesig. 06/18) (06/13)
2. INTEGRIS Baptist Medical Center, Oklahoma City, OK (01/15)
3. Cherokee Nation W.W. Hastings Hospital, Tahlequah, OK (07/15)
4. Comanche County Memorial Hospital, Lawton, OK (10/15)
5. INTEGRIS Health Edmond, Edmond, OK (05/16)
6. St. Anthony Hospital, Oklahoma City, OK (11/16)
7. Chickasaw Nation Medical Center, Ada, OK (05/17)
8. Hillcrest Medical Center, Tulsa, OK (06/18)
9. INTEGRIS Canadian Valley Hospital, Yukon, OK (02/19)
10. The Children's Hospital at OU Medicine, Oklahoma City, OK (12/19)

## Breastfeeding and mother's work status<sup>2</sup>





# Breastfeeding Facts at a Glance

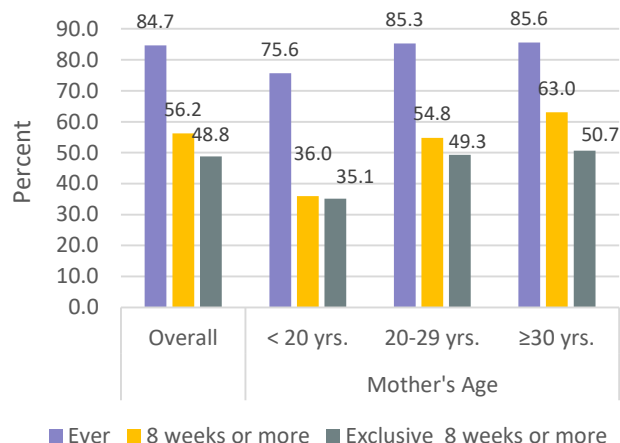


MCH Assessment Division

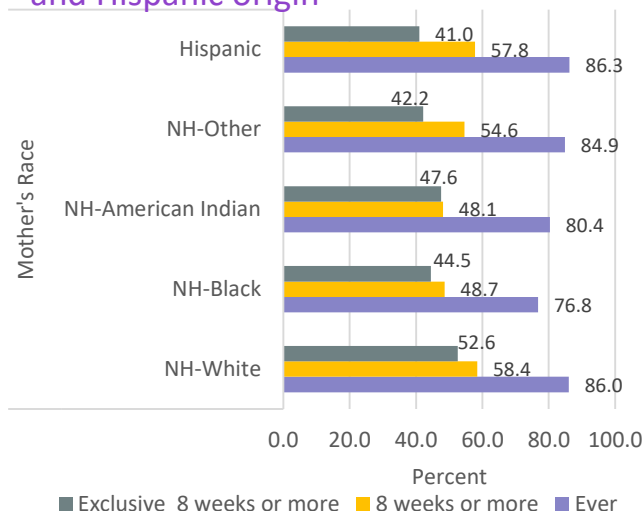
Oklahoma State Department of Health

Oklahoma Maternal and Child Health Assessment

## Percent mothers breastfeeding by age<sup>2</sup>

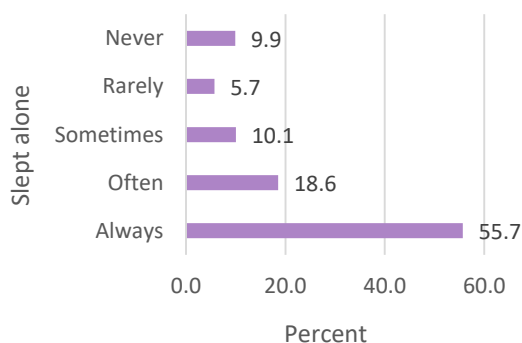


## Percent mothers breastfeeding by race and Hispanic origin<sup>2</sup>

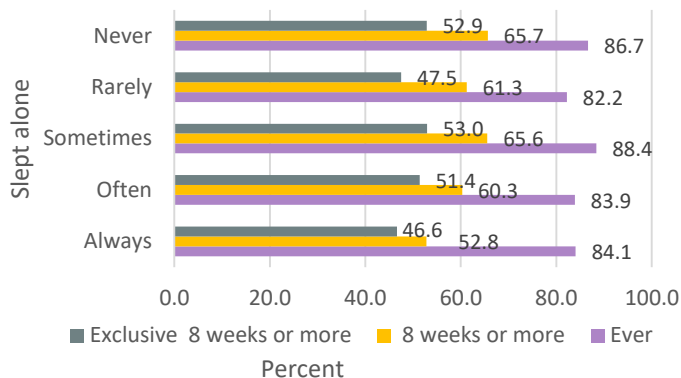


## Breastfeeding and infant sleep practices

### Infant slept alone<sup>2</sup>



### Slept alone and breastfeeding<sup>2</sup>



### Technical Notes

Breastfeeding at hospital discharge obtained from birth certificate data.

Mother's race, NH indicates Non-Hispanic.

Sleep-related infant deaths – Sudden Unexpected Infant Deaths (SUID).

Mother's work status indicates postpartum work status.

Moving averages remove fluctuations in rates for multiple years.

### Data Sources

1. Oklahoma Vital Statistics - Births 2010 - 2018- Health Care Information, OSDH.
2. PRAMS 2016-2017 – Maternal and Child Health Service, Oklahoma State Department of Health (OSDH).
3. Oklahoma Toddler Survey (TOTS) 2009 – 2017 – Maternal and Child Health Service, Oklahoma State Department of Health (OSDH).
4. Baby-Friendly Hospital Initiative. <https://obrc.ouhsc.edu/Baby-Friendly-Hospitals>.

### Data Qualification

Relative to 2016, there is a 5% decline in resident births for the year 2017. No clear reason or trend is known for this decline.