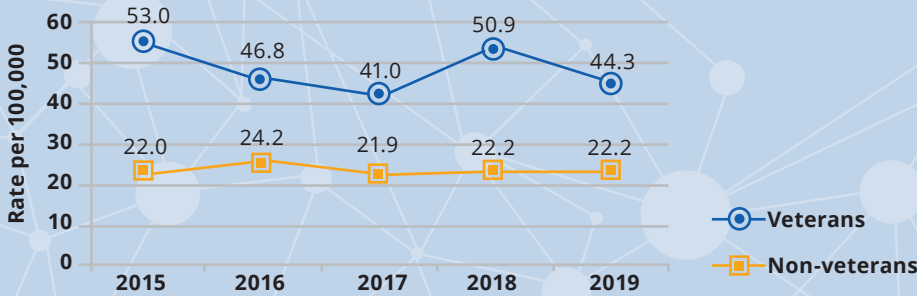


Suicide Among Veterans In **OKLAHOMA** 2015-2019



STATISTICS:
 In Oklahoma from 2015 to 2019, there were 683 veteran suicides.

Figure 1. Suicide Rate by Veteran Status
Oklahoma, 2018

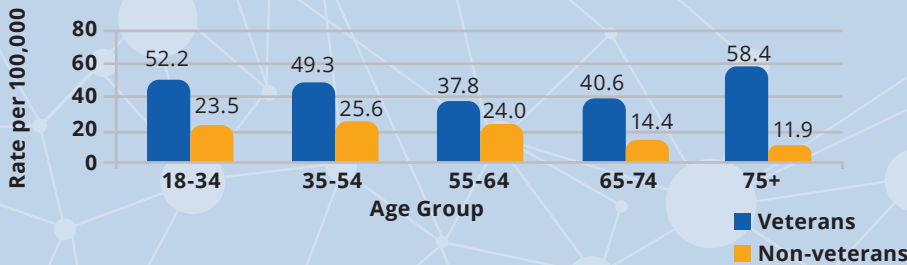


From 2015 to 2019, there were 683 veteran suicides, an average of 137 deaths per year (average annual rate = 47.0 per 100,000 population).

The veteran suicide rate was 2 times higher than the rate among non-veterans (47.2 and 22.5, respectively).

The annual veteran suicide rate decreased 16% from 2015 to 2019 (**Figure 1**).

Figure 2. Suicide Rate by Veteran Status and Age Group, Oklahoma, 2018



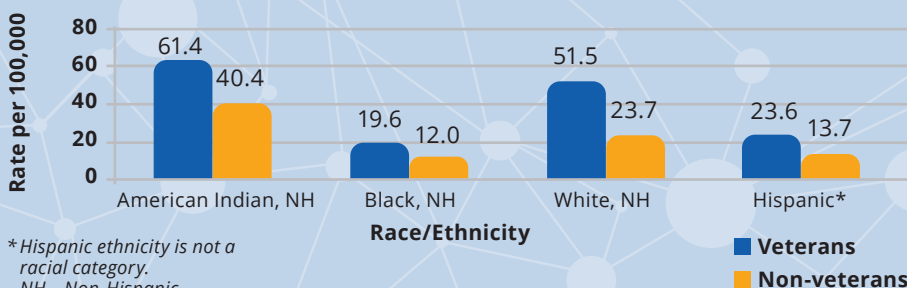
The mean age of veteran suicide victims was 59 years; the mean age of non-veteran suicide victims was 44 years.

From 2015 to 2019, there were 35 female veteran suicides. The veteran suicide rate among males was 1.8 times higher than the rate among females (46.5 and 26.3, respectively).

Veterans aged 18-34 and 75+ were at the greatest risk for suicide, 52.2 and 58.4, respectively per 100,000 population (**Figure 2**).

The veteran suicide rate among American Indians, NH was 19% higher than whites, NH, 3.1 times higher than blacks, NH and 2.6 times higher than Hispanics (**Figure 3**).

Figure 3. Suicide Rate by Veteran Status and Race/Ethnicity, Oklahoma, 2015-2019



* Hispanic ethnicity is not a racial category.
 NH - Non-Hispanic



Veterans who had an educational attainment of high school graduate or less had a higher rate of suicide as compared to veterans with some college or a college degree or higher (Figure 4).

Current mental health problems were the leading circumstance in both veteran and non-veteran suicides (Table 1).

Physical health problems were a circumstance in twice as many veteran suicides compared to non-veteran suicides, 31% and 15%, respectively (Table 1).

Suicide circumstances varied by life stage. Physical health problems were cited more often with increasing age. Intimate partner problems were more common among younger veterans (Figure 5).

37% of veterans had a positive blood alcohol content (BAC) at the time of death; 28% of all BACs were ≥ 0.08 %.

Veterans had a higher percentage of firearm-related deaths than non-veterans, whereas non-veterans had a higher percentage of hanging-related deaths (Table 2).

Prepared by: *Suhayb Anwar, MPH*
Injury Prevention Service

Note: Veteran status is based on data from death certificates which includes both veterans and actively serving U.S Armed Forces. For this reason, all rates were calculated using American Community Survey (ACS) population estimates for veterans and current armed forces. All veterans were age 18 or older unless otherwise noted.

Learn more at
okvdrs.health.ok.gov
405.271.3430

The Oklahoma Violent Death Reporting System (OKVDRS) is a statewide surveillance system for suicides, homicides, undetermined manner deaths, unintentional firearm injury deaths and legal intervention deaths. Data are collected from medical examiner reports, death certificates, and law enforcement reports. The data are included in the National Violent Death Reporting System and can be accessed at <http://www.cdc.gov/injury/wisqars/>.

This publication was supported by Cooperative Agreement Number 5 NU17CE924931-02-00 from the Centers for Disease Control and Prevention. The findings and conclusions in this report are those of the author(s) and do not necessarily represent the official position of the Centers for Disease Control and Prevention. Electronic copies were made available at no cost. A digital file is available for download at www.documents.ok.gov.

Figure 4. Veteran/Non-Veteran Suicide Rate by Education Status*, Oklahoma, 2015-2019

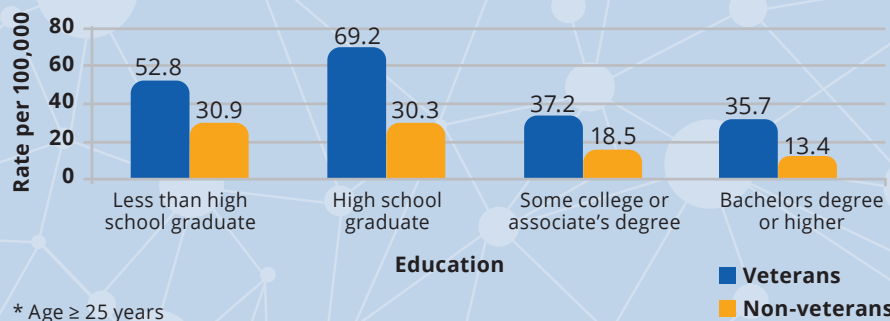


Table 1: Leading Circumstances by Veteran Status, Oklahoma, 2015-2019

Rank	Veteran	Non-Veteran
1	Current Mental Health Problem 46%	Current Mental Health Problem 46%
2	Current Depressed Mood 34%	Intimate Partner Problem 33%
3	Physical Health Problem 31%	Current Depressed Mood 31%
4	Intimate Partner Problem 27%	Alcohol Problem 21%
5	Alcohol Problem 15%	Physical Health Problem 15%

Figure 5. Suicide Circumstances by Life Stage among Veterans, Oklahoma, 2015-2019

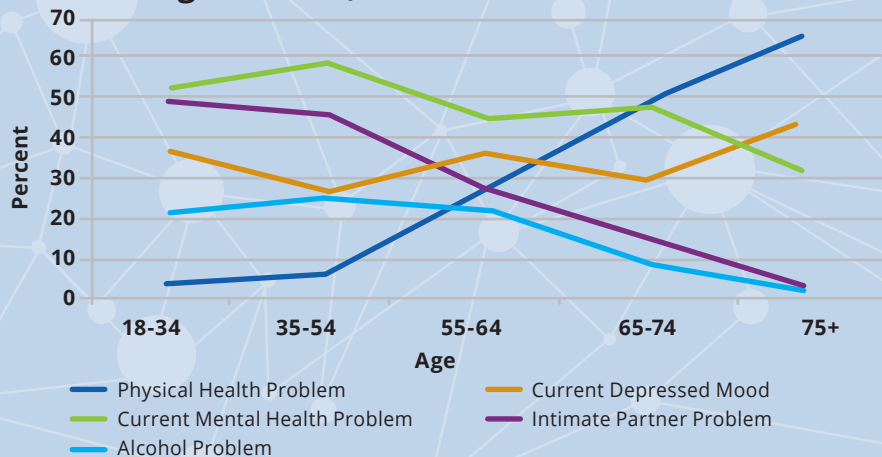


Table 2: Weapon by Veteran Status, Oklahoma, 2015-2019

Weapon Type	Veteran	Non-Veteran
Firearm	77%	56%
Hanging	15%	28%
Poison	6%	12%
Other	3%	4%