

OTTAWA COUNTY

DRUG OVERDOSE DEATHS¹ (2018-2022)

NUMBER OF UNINTENTIONAL DRUG OVERDOSE DEATHS BY TYPE OF SUBSTANCE*

29

total number of unintentional drug overdose deaths

21

Methamphetamine

7

Other Opioids (excluding fentanyl)

8

Fentanyl

<5

Benzodiazepines

<5

Alcohol


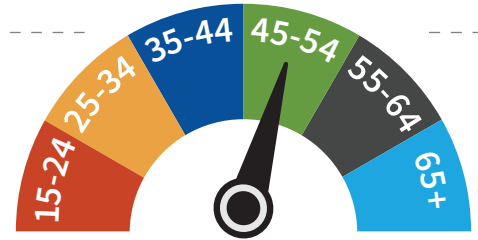
0

Cocaine

* Categories are not mutually exclusive. Deaths may involve more than one substance.

From 2018-2022, **Ottawa County** had the **37th highest** drug overdose death rate in the state.

Adults aged 45-54 years had the highest rate of death.



62% of deaths occurred at a home or apartment.

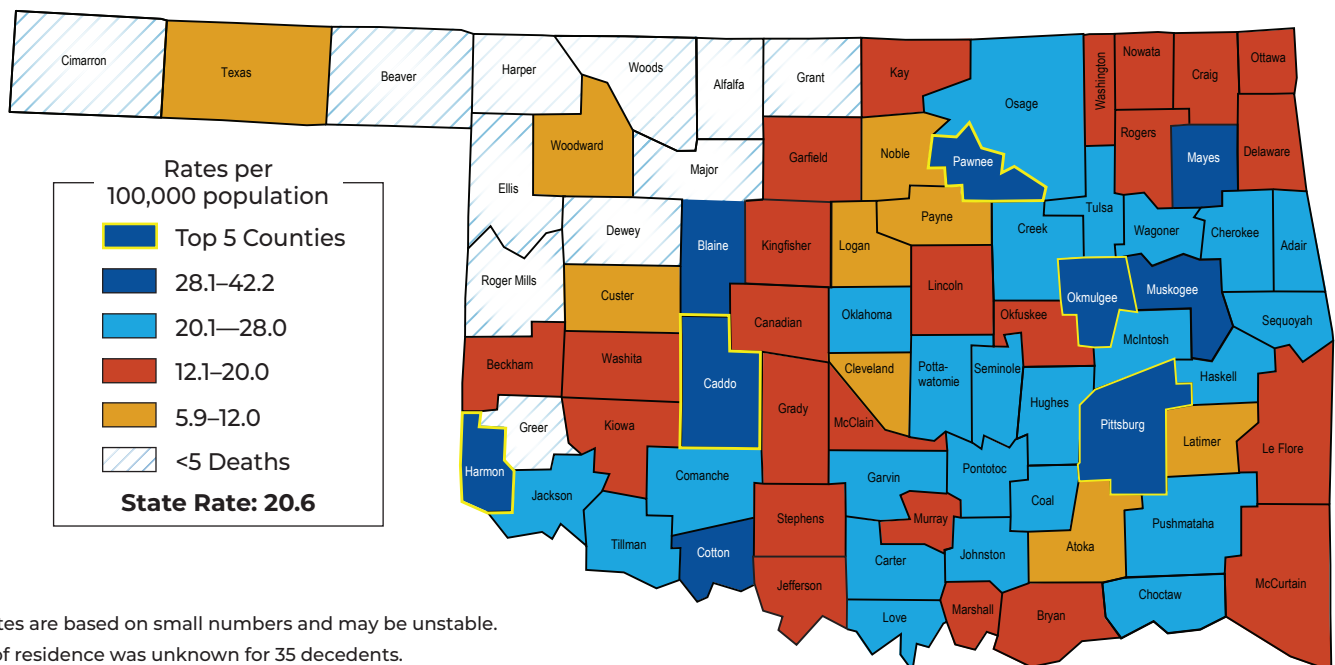
NON-HISPANIC WHITE Ottawa County residents had the **highest** rate of death.

- Males were **2.7 times more likely** to die than females.
- Drug overdose **death rates increased 20%** from 15.7 per 100,000 (2013-2017) to 18.8 per 100,000 (2018-2022).
- **76%** of people who died had a history of substance use.
- **34%** of people who died had a history of mental health problems.

UNINTENTIONAL DRUG OVERDOSE DEATH RATES¹

BY COUNTY OF RESIDENCE²

► OKLAHOMA, 2018-2022



¹ Some rates are based on small numbers and may be unstable.

² County of residence was unknown for 35 decedents.

Data Source: Fatal Unintentional Poisoning Surveillance System, OSDH Injury Prevention Service

DRUG OVERDOSE HOSPITALIZATIONS† (2020-2022)

Ottawa County
had the 37th
highest nonfatal
drug overdose
hospitalization
rate in the state.



ADULTS AGED
35-44
had the highest
hospitalization
rate.



There were **67** **Ottawa County Residents** hospitalized for a nonfatal drug overdose from 2020-2022.

- **54%** of hospitalizations were unintentional and **43%** due to self harm.
- Females were **44% more likely** to be hospitalized than males.
- Drug overdose **hospitalization rates decreased 29%** from 103.4 per 100,000 (2017-2019) to 73.2 per 100,000 (2020-2022).
- Non-Hispanic White Ottawa County residents had the **highest rate** of hospitalizations.

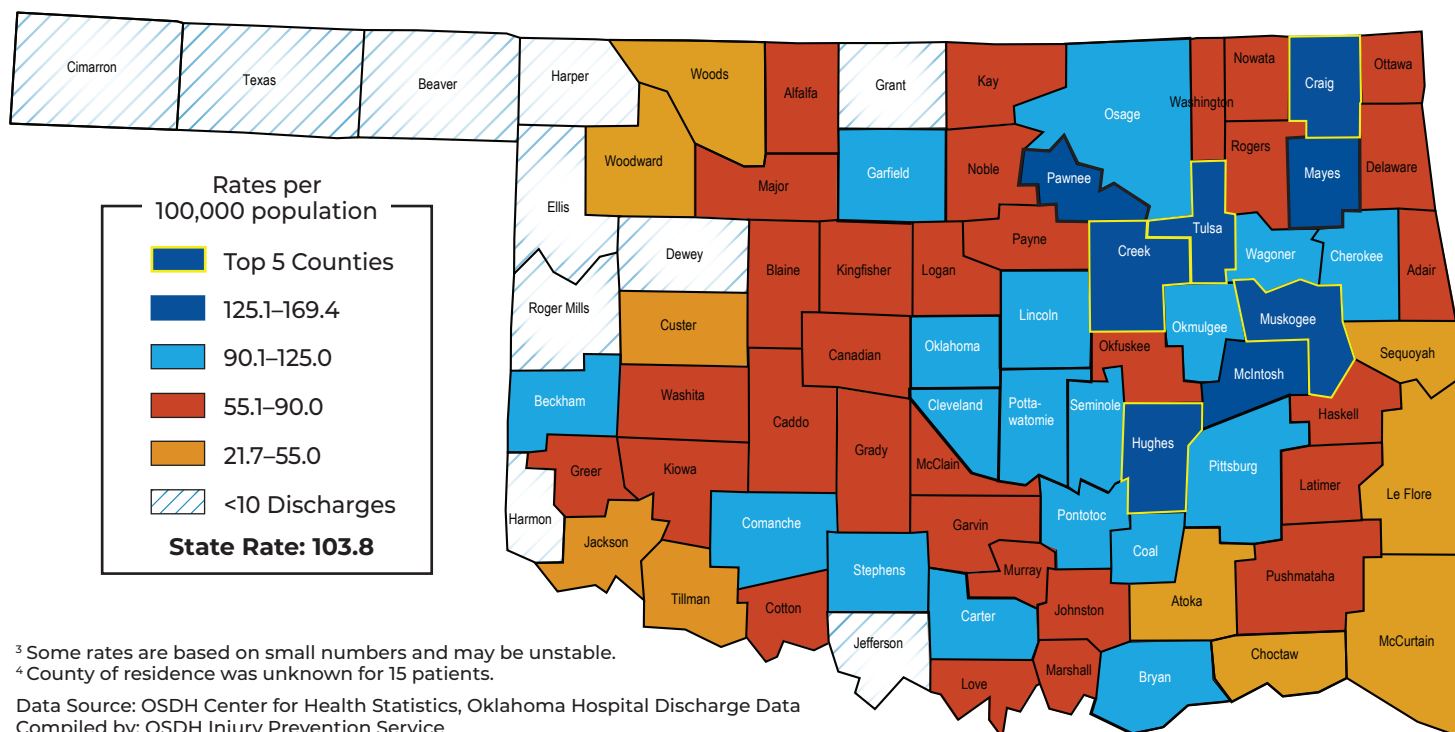
The most common substances involved in hospitalizations were:

- ▶ Opioids
- ▶ Non-opioid pain medications
- ▶ Antidepressants
- ▶ Antipsychotics

[†] Includes all intents of nonfatal drug overdose – unintentional, self harm, undetermined, and assault.

NONFATAL DRUG OVERDOSE HOSPITALIZATION RATES³ BY COUNTY OF RESIDENCE⁴

► OKLAHOMA, 2020-2022



³ Some rates are based on small numbers and may be unstable.

⁴ County of residence was unknown for 15 patients.

Data Source: OSDH Center for Health Statistics, Oklahoma Hospital Discharge Data
Compiled by: OSDH Injury Prevention Service

This publication was supported by Cooperative Agreement 6NU17CE010188-01 funded by the Centers for Disease Control and Prevention. Its contents are solely the responsibility of the authors and do not necessarily represent the official views of the Centers for Disease Control and Prevention or the Department of Health and Human Services. This publication was issued by the Oklahoma State Department of Health (OSDH), an equal opportunity employer and provider. A digital file has been deposited with the Publications Clearinghouse of the Oklahoma Department of Libraries in compliance with section 3-114 of Title 65 of the Oklahoma Statutes and is available for download at documents.ok.gov, oklahoma.gov/health | August 2024



OKLAHOMA
State Department
of Health