

# BRYAN COUNTY

## DRUG OVERDOSE DEATHS<sup>1</sup> (2018-2022)

### NUMBER OF UNINTENTIONAL DRUG OVERDOSE DEATHS BY TYPE OF SUBSTANCE\*

**39**

total number of unintentional drug overdose deaths

**26**

**Methamphetamine**

**9**

**Other Opioids (excluding fentanyl)**

**<5**

**Fentanyl**

**<5**

**Benzodiazepines**

**<5**

**Alcohol**

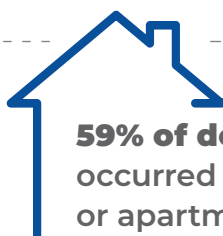
**<5**

**Cocaine**

\* Categories are not mutually exclusive. Deaths may involve more than one substance.

From 2018-2022, **Bryan County** had the **46<sup>th</sup> highest** drug overdose death rate in the state.

**Adults aged 55-64 years** had the highest rate of death.



**59% of deaths** occurred at a home or apartment.

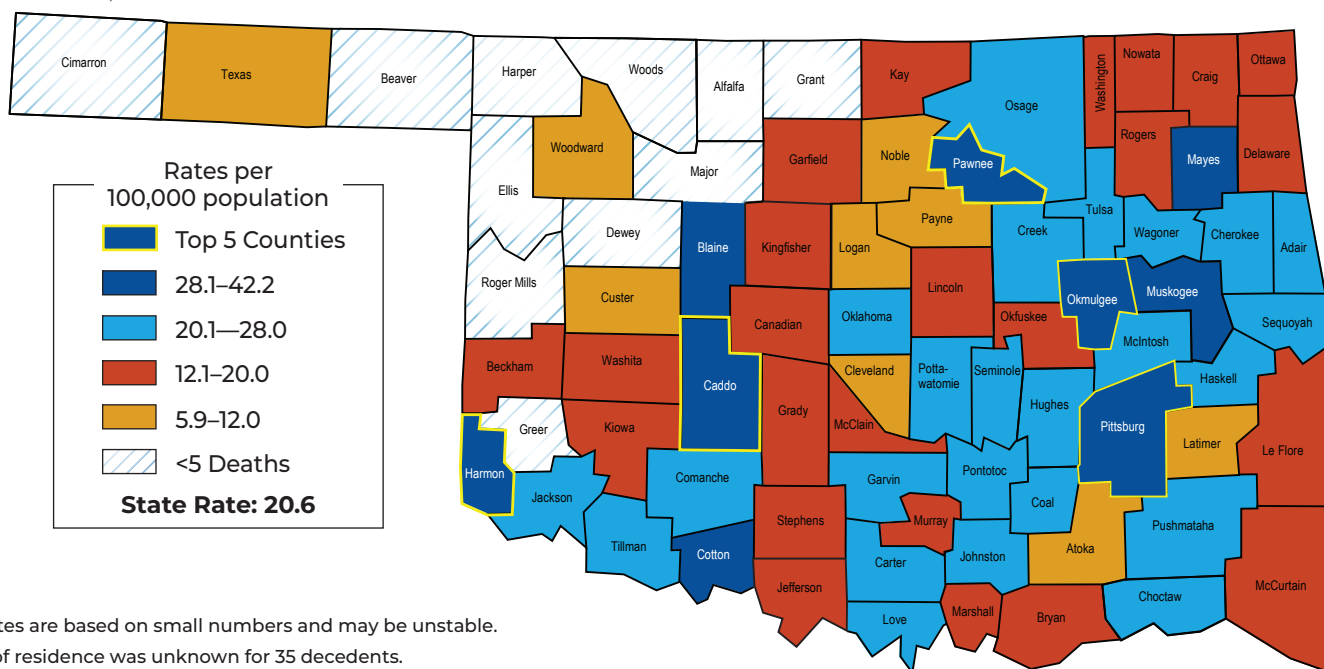
**NON-HISPANIC WHITE** Bryan County residents had the **highest** rate of death.

- Males were **22% more likely** to die than females.
- Drug overdose **death rates decreased 16%** from 19.5 per 100,000 (2013-2017) to 16.3 per 100,000 (2018-2022).
- **62%** of people who died had a history of substance use.
- **15%** of people who died had a history of mental health problems.

## UNINTENTIONAL DRUG OVERDOSE DEATH RATES<sup>1</sup>

### BY COUNTY OF RESIDENCE<sup>2</sup>

► OKLAHOMA, 2018-2022



<sup>1</sup> Some rates are based on small numbers and may be unstable.

<sup>2</sup> County of residence was unknown for 35 decedents.

Data Source: Fatal Unintentional Poisoning Surveillance System, OSDH Injury Prevention Service

## DRUG OVERDOSE HOSPITALIZATIONS† (2020-2022)



26<sup>th</sup>  
HIGHEST  
RATE



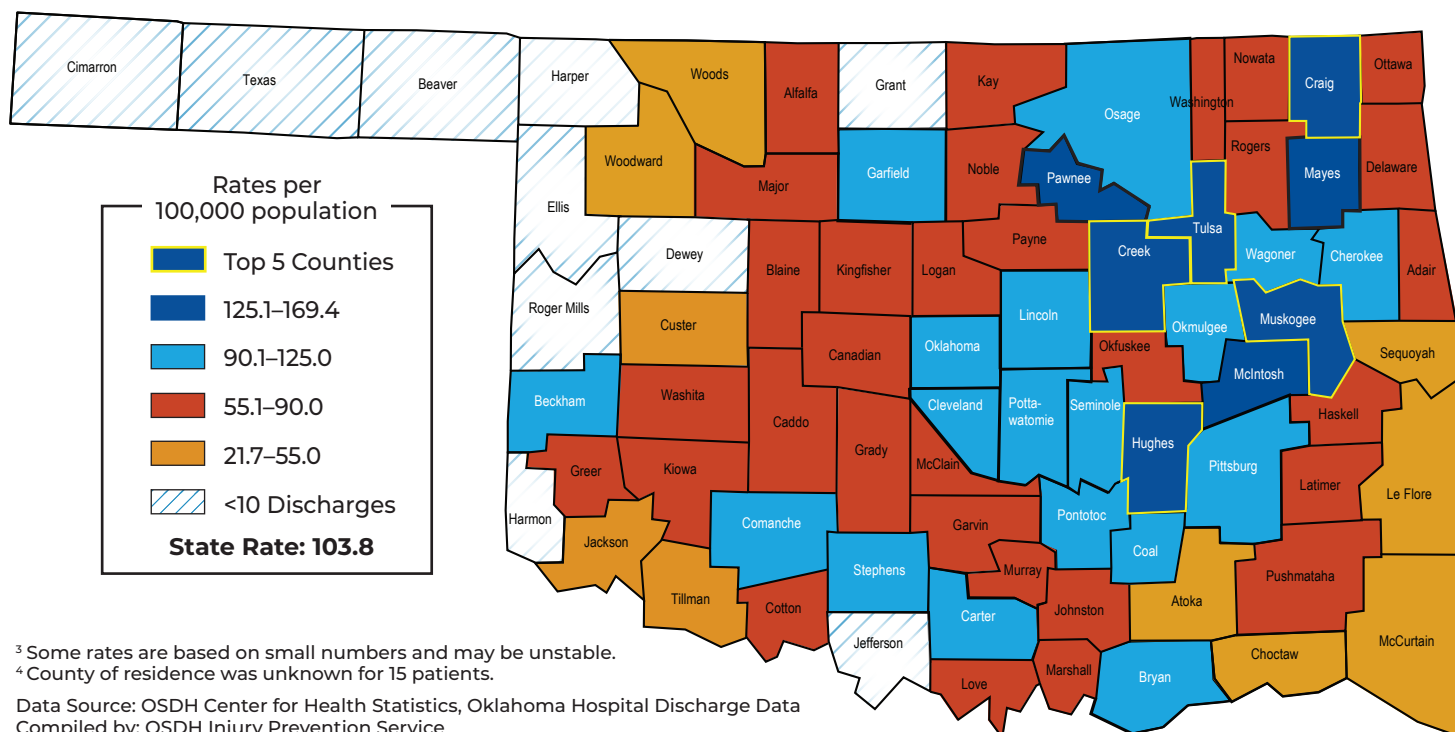
There were  
**131** **Bryan  
County  
Residents**  
hospitalized for a nonfatal drug  
overdose from 2020-2022.

- The most common substances involved in hospitalizations were:**

- ▶ Benzodiazepines
- ▶ Non-opioid pain medications
- ▶ Opioids
- ▶ Antidepressants
- ▶ Stimulants

<sup>†</sup> Includes all intents of nonfatal drug overdose – unintentional, self harm, undetermined, and assault.

► OKLAHOMA, 2020-2022



<sup>3</sup> Some rates are based on small numbers and may be unstable.

<sup>4</sup> County of residence was unknown for 15 patients.

Data Source: OSDH Center for Health Statistics, Oklahoma Hospital Discharge Data  
Compiled by: OSDH Injury Prevention Service

This publication was supported by Cooperative Agreement 6NU17CE010188-01 funded by the Centers for Disease Control and Prevention. Its contents are solely the responsibility of the authors and do not necessarily represent the official views of the Centers for Disease Control and Prevention or the Department of Health and Human Services. This publication was issued by the Oklahoma State Department of Health (OSDH), an equal opportunity employer and provider. A digital file has been deposited with the Publications Clearinghouse of the Oklahoma Department of Libraries in compliance with section 3-114 of Title 65 of the Oklahoma Statutes and is available for download at [documents.ok.gov](https://documents.ok.gov), [oklahoma.gov/health](https://oklahoma.gov/health) | August 2024



**OKLAHOMA**  
State Department  
of Health