

ADAIR COUNTY

DRUG OVERDOSE DEATHS¹ (2018-2022)

NUMBER OF UNINTENTIONAL DRUG OVERDOSE DEATHS BY TYPE OF SUBSTANCE*

28

total number of unintentional drug overdose deaths

26

Methamphetamine

<5

Fentanyl

<5

Benzodiazepines

<5

Other Opioids (excluding fentanyl)

0

Alcohol

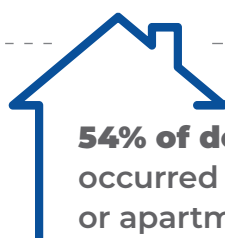
0

Cocaine

* Categories are not mutually exclusive. Deaths may involve more than one substance.

From 2018-2022, **Adair County** had the **14th highest** drug overdose death rate in the state.

Adults aged 45-54 years had the highest rate of death.



54% of deaths occurred at a home or apartment.

NON-HISPANIC WHITE

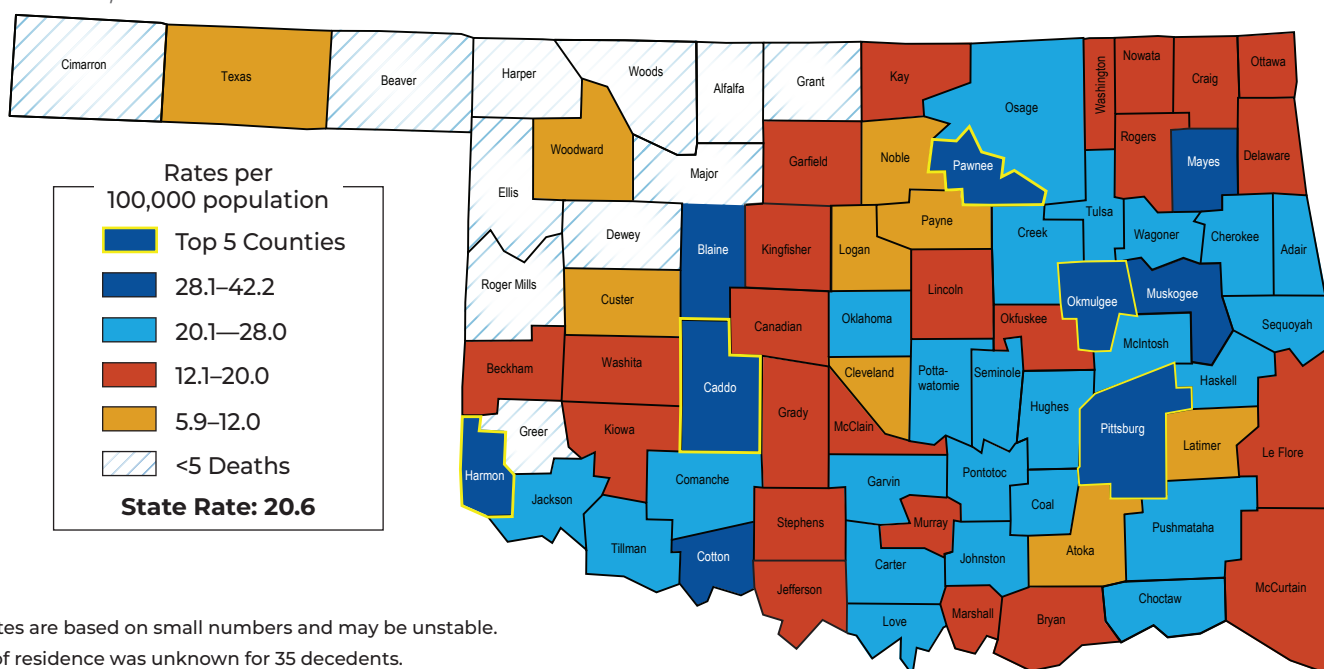
Adair County residents had the **highest** rate of death.

- Males were **2.5 times more likely** to die than females.
- Drug overdose **death rates increased 2%** from 26 per 100,000 (2013-2017) to 26.6 per 100,000 (2018-2022).
- **71%** of people who died had a history of substance use.
- **18%** of people who died had a history of mental health problems.

UNINTENTIONAL DRUG OVERDOSE DEATH RATES¹

BY COUNTY OF RESIDENCE²

► OKLAHOMA, 2018-2022



¹ Some rates are based on small numbers and may be unstable.

² County of residence was unknown for 35 decedents.

Data Source: Fatal Unintentional Poisoning Surveillance System, OSDH Injury Prevention Service

ADAIR COUNTY

DRUG OVERDOSE HOSPITALIZATIONS[†] (2020-2022)

Adair County had the **31st** highest nonfatal drug overdose hospitalization rate in the state.



ADULTS AGED
65+
had the highest hospitalization rate.



There were
50 **Adair County Residents**
hospitalized for a nonfatal drug overdose from 2020-2022.

- **52%** of hospitalizations were unintentional and **44%** due to self harm.
- Males were **27% more likely** to be hospitalized than females.
- Drug overdose **hospitalization rates decreased 31%** from 118.7 per 100,000 (2017-2019) to 82 per 100,000 (2020-2022).
- Non-Hispanic White Adair County residents had the **highest rate** of hospitalizations.

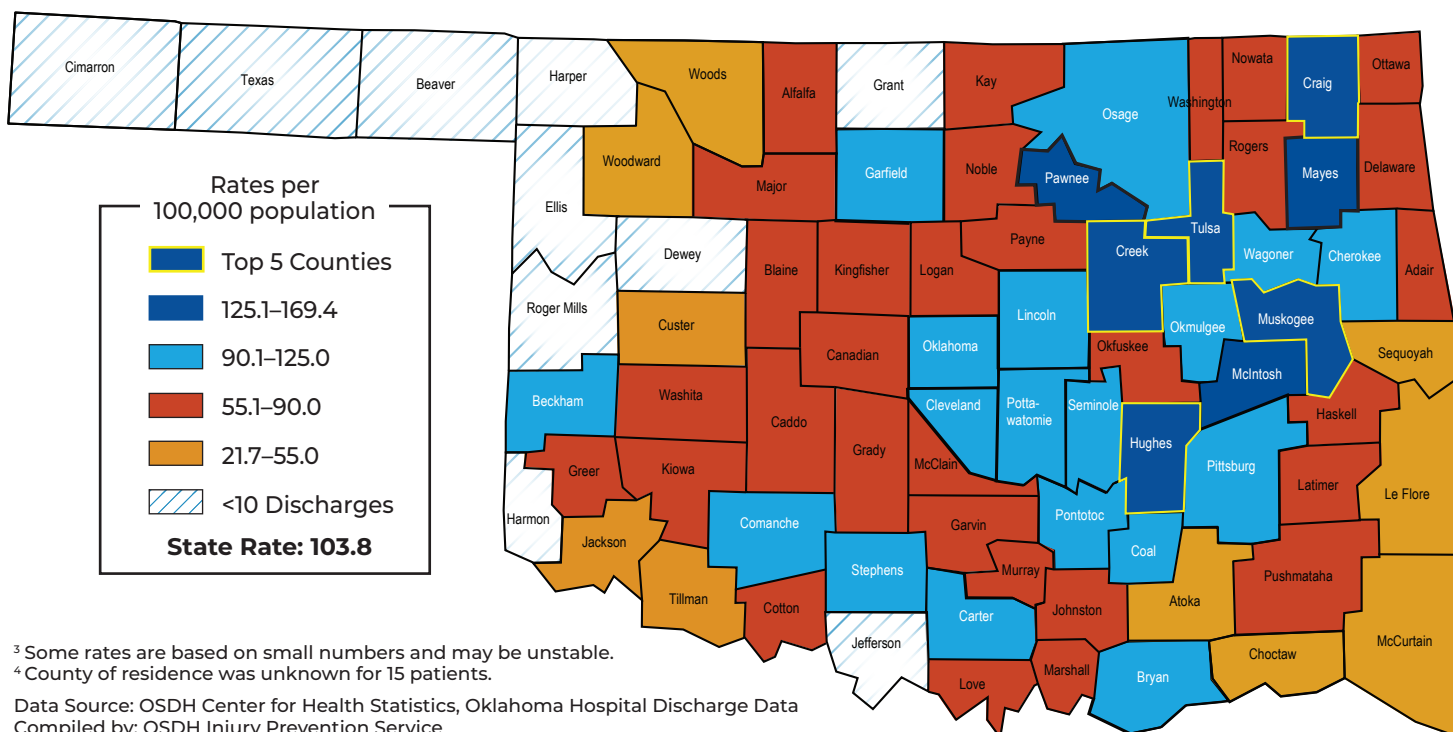
The most common substances involved in hospitalizations were:

- ▶ Opioids
- ▶ Non-opioid pain medications
- ▶ Benzodiazepines
- ▶ Antidepressants
- ▶ Stimulants

[†] Includes all intents of nonfatal drug overdose – unintentional, self harm, undetermined, and assault.

NONFATAL DRUG OVERDOSE HOSPITALIZATION RATES³ BY COUNTY OF RESIDENCE⁴

▶ OKLAHOMA, 2020-2022



³ Some rates are based on small numbers and may be unstable.

⁴ County of residence was unknown for 15 patients.

Data Source: OSDH Center for Health Statistics, Oklahoma Hospital Discharge Data
Compiled by: OSDH Injury Prevention Service

