

2022 Oklahoma Fetal Mortality Brief

Fetal death is the spontaneous intrauterine death of a fetus, also known as stillbirth. The fetus must be of 12 or more weeks gestation for a fetal death to be reportable in Oklahoma. In this report, only fetal deaths that occurred after 20 weeks gestation are included.

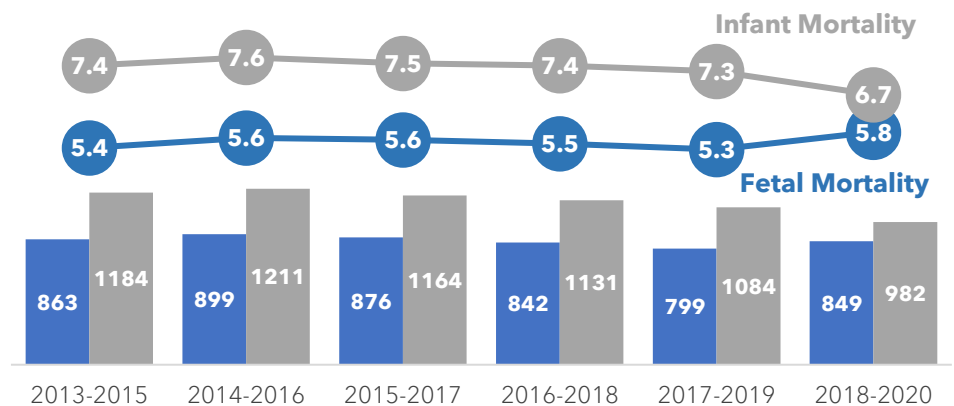
Fetal deaths occur in families of all races, ethnicities, and income levels, and to women of all ages. However, according to the CDC¹ fetal death occurs more commonly among specific groups including women who:

- are of black race
- are 35 years of age or older
- are of low socioeconomic status
- smoke cigarettes during pregnancy
- have certain medical conditions, such as high blood pressure, diabetes, and obesity
- have multiple pregnancies, i.e., twins or triplets
- have had a previous pregnancy loss

¹ National Center on Birth Defects and Developmental Disabilities, Centers for Disease Control and Prevention

The 3-year moving average for infant and fetal mortality rate was calculated for the years 2013 to 2020. The total number of infant and fetal deaths were calculated for each 3-year period.

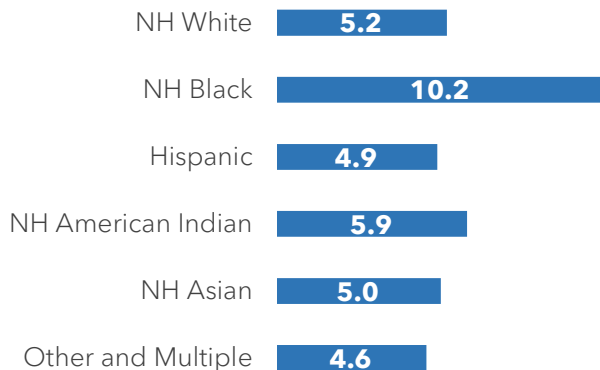
From 2018-2020, the 3-year moving average of fetal mortality rate was **5.8 per 1,000 live births and fetal deaths**.



Source: Oklahoma State Department of Health (OSDH), Center for Health Statistics, Health Care Information, Vital Statistics 2013-2020

RACE AND HISPANIC ORIGIN

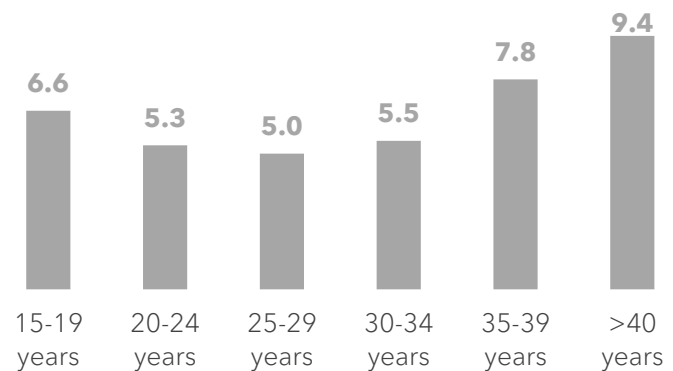
From 2018-2020, the fetal mortality rate among Non-Hispanic Black women was nearly two times higher than among Non-Hispanic White women.



Source: Oklahoma State Department of Health (OSDH), Center for Health Statistics, Health Care Information, Vital Statistics 2018-2020

MATERNAL AGE

From 2018-2020, the fetal mortality rate increased slightly as age increased, with the highest rate in the >40 years age group.



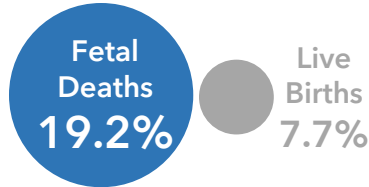
Source: Oklahoma State Department of Health (OSDH), Center for Health Statistics, Health Care Information, Vital Statistics 2018-2020

2022 Oklahoma Fetal Mortality Brief


CIGARETTE SMOKING

From 2018-2020, the percentage of mothers who smoked before pregnancy or in the first trimester of pregnancy was higher among fetal deaths compared to live births.

Mothers who smoked in the 3 months prior to pregnancy.



Mothers who smoked in the 1st trimester of pregnancy.

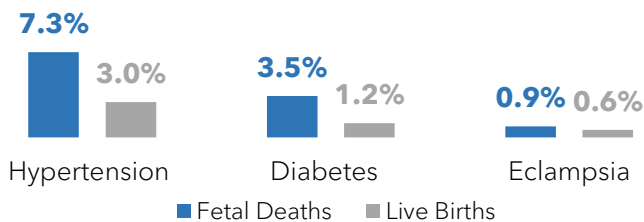


Note: There is a possibility of underreporting smoking by mothers on birth certificates, which must be considered when interpreting data.

Source: Oklahoma State Department of Health (OSDH), Center for Health Statistics, Health Care Information, Vital Statistics 2018-2020

MEDICAL CONDITIONS

From 2018-2020, the percentage of mothers with chronic hypertension and diabetes who experience a fetal death was higher compared to mothers who experienced a live birth.



Source: Oklahoma State Department of Health (OSDH), Center for Health Statistics, Health Care Information, Vital Statistics 2018-2020

PREVIOUS POOR BIRTH OUTCOMES

From 2018-2020, the percentage of mothers with previous poor birth outcomes, i.e., small for gestational age or perinatal death, was higher among mothers who experienced a fetal death compared to mothers who experienced a live birth.



*These percentages only include mothers with a previous live birth

Source: Oklahoma State Department of Health (OSDH), Center for Health Statistics, Health Care Information, Vital Statistics 2018-2020

PLURALITY

From 2018-2020, the fetal mortality rate for plural births was more than two times higher than for single births.

Among all fetal deaths, 93.1% were single births while 6.7% were plural births.

**Single Birth
Fetal Mortality Rate**
5.5

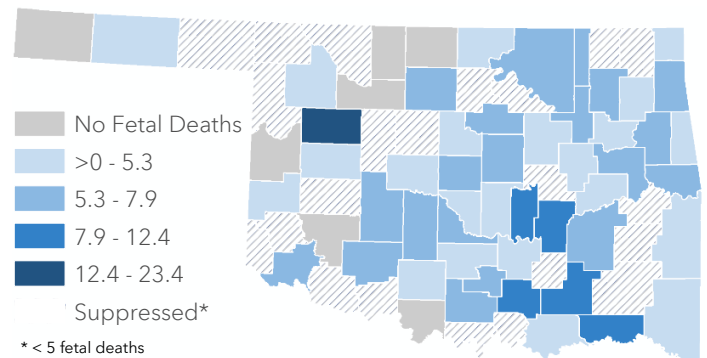
per 1,000 live births and fetal deaths

**Plural Births
Fetal Mortality Rate**
12.5

per 1,000 live births and fetal deaths

Source: Oklahoma State Department of Health (OSDH), Center for Health Statistics, Health Care Information, Vital Statistics 2018-2020

FETAL MORTALITY RATE BY COUNTY 2016-2020



Source: Oklahoma State Department of Health (OSDH), Center for Health Statistics, Health Care Information, Vital Statistics 2016-2020