











County: 01 ADAIR

Percentage Required: 2.00%

Office	District	Precincts	Registered Voters	Signatures Required
				
COUNTY COMMISSIONER DISTRICT NO. 1	COUNTY COMMISSIONER 01	6	3,367	68
COUNTY COMMISSIONER DISTRICT NO. 2	COUNTY COMMISSIONER 02	6	3,314	67
COUNTY COMMISSIONER DISTRICT NO. 3	COUNTY COMMISSIONER 03	5	4,011	81






County: 02 ALFALFA

Percentage Required: 2.00%

Office	District	Precincts	Registered Voters	Signatures Required
				
COUNTY COMMISSIONER DISTRICT NO. 1	COUNTY COMMISSIONER 01	3	969	20
COUNTY COMMISSIONER DISTRICT NO. 2	COUNTY COMMISSIONER 02	2	1,012	21
COUNTY COMMISSIONER DISTRICT NO. 3	COUNTY COMMISSIONER 03	3	943	19

County: 03 ATOKA

Percentage Required: 2.00%

Office	District	Precincts	Registered Voters	Signatures Required
				
COUNTY COMMISSIONER DISTRICT NO. 1	COUNTY COMMISSIONER 01	6	2,488	50
COUNTY COMMISSIONER DISTRICT NO. 2	COUNTY COMMISSIONER 02	4	2,532	51
COUNTY COMMISSIONER DISTRICT NO. 3	COUNTY COMMISSIONER 03	3	2,616	53

County: 04 BEAVER

Percentage Required: 2.00%

Office	District	Precincts	Registered Voters	Signatures Required
		1		
COUNTY COMMISSIONER DISTRICT NO. 1	COUNTY COMMISSIONER 01	3	820	17
COUNTY COMMISSIONER DISTRICT NO. 2	COUNTY COMMISSIONER 02	2	1,067	22
COUNTY COMMISSIONER DISTRICT NO. 3	COUNTY COMMISSIONER 03	2	1,074	22






County: 05 BECKHAM

Percentage Required: 2.00%

Office	District	Precincts	Registered Voters	Signatures Required
COUNTY COMMISSIONER DISTRICT NO. 1	COUNTY COMMISSIONER 01	3	2,921	59
COUNTY COMMISSIONER DISTRICT NO. 2	COUNTY COMMISSIONER 02	4	4,193	84
COUNTY COMMISSIONER DISTRICT NO. 3	COUNTY COMMISSIONER 03	5	4,414	89






County: 06 BLAINE

Percentage Required: 2.00%

Office	District	Precincts	Registered Voters	Signatures Required
				
COUNTY COMMISSIONER DISTRICT NO. 1	COUNTY COMMISSIONER 01	4	1,725	35
COUNTY COMMISSIONER DISTRICT NO. 2	COUNTY COMMISSIONER 02	2	1,770	36
COUNTY COMMISSIONER DISTRICT NO. 3	COUNTY COMMISSIONER 03	3	1,795	36






County: 07 BRYAN

Percentage Required: 2.00%

Office	District	Precincts	Registered Voters	Signatures Required
				
COUNTY COMMISSIONER DISTRICT NO. 1	COUNTY COMMISSIONER 01	8	9,812	197
COUNTY COMMISSIONER DISTRICT NO. 2	COUNTY COMMISSIONER 02	10	7,779	156
COUNTY COMMISSIONER DISTRICT NO. 3	COUNTY COMMISSIONER 03	7	6,937	139






County: 08 CADD0

Percentage Required: 2.00%

Office	District	Precincts	Registered Voters	Signatures Required
				
COUNTY COMMISSIONER DISTRICT NO. 1	COUNTY COMMISSIONER 01	4	3,670	74
COUNTY COMMISSIONER DISTRICT NO. 2	COUNTY COMMISSIONER 02	6	4,875	98
COUNTY COMMISSIONER DISTRICT NO. 3	COUNTY COMMISSIONER 03	4	5,395	108






County: 09 CANADIAN

Percentage Required: 2.00%

Office	District	Precincts	Registered Voters	Signatures Required
				
COUNTY COMMISSIONER DISTRICT NO. 1	COUNTY COMMISSIONER 01	18	31,025	621
COUNTY COMMISSIONER DISTRICT NO. 2	COUNTY COMMISSIONER 02	19	30,441	609
COUNTY COMMISSIONER DISTRICT NO. 3	COUNTY COMMISSIONER 03	23	29,731	595






County: 10 CARTER

Percentage Required: 2.00%

Office	District	Precincts	Registered Voters	Signatures Required
				
COUNTY COMMISSIONER DISTRICT NO. 1	COUNTY COMMISSIONER 01	8	10,169	204
COUNTY COMMISSIONER DISTRICT NO. 2	COUNTY COMMISSIONER 02	12	9,496	190
COUNTY COMMISSIONER DISTRICT NO. 3	COUNTY COMMISSIONER 03	8	10,586	212

County: 11 CHEROKEE

Percentage Required: 2.00%

Office	District	Precincts	Registered Voters	Signatures Required
				
COUNTY COMMISSIONER DISTRICT NO. 1	COUNTY COMMISSIONER 01	11	8,276	166
COUNTY COMMISSIONER DISTRICT NO. 2	COUNTY COMMISSIONER 02	8	8,555	172
COUNTY COMMISSIONER DISTRICT NO. 3	COUNTY COMMISSIONER 03	10	9,013	181






County: 12 CHOCTAW

Percentage Required: 2.00%

Office	District	Precincts	Registered Voters	Signatures Required
COUNTY COMMISSIONER DISTRICT NO. 1	COUNTY COMMISSIONER 01	3	2,864	58
COUNTY COMMISSIONER DISTRICT NO. 2	COUNTY COMMISSIONER 02	3	2,875	58
COUNTY COMMISSIONER DISTRICT NO. 3	COUNTY COMMISSIONER 03	5	2,976	60






County: 13 CIMARRON

Percentage Required: 2.00%

Office	District	Precincts	Registered Voters	Signatures Required
				
COUNTY COMMISSIONER DISTRICT NO. 1	COUNTY COMMISSIONER 01	2	510	11
COUNTY COMMISSIONER DISTRICT NO. 2	COUNTY COMMISSIONER 02	2	457	10
COUNTY COMMISSIONER DISTRICT NO. 3	COUNTY COMMISSIONER 03	2	469	10

County: 14 CLEVELAND

Percentage Required: 2.00%

Office	District	Precincts	Registered Voters	Signatures Required
				
COUNTY COMMISSIONER DISTRICT NO. 1	COUNTY COMMISSIONER 01	36	56,714	1,135
COUNTY COMMISSIONER DISTRICT NO. 2	COUNTY COMMISSIONER 02	38	59,603	1,193
COUNTY COMMISSIONER DISTRICT NO. 3	COUNTY COMMISSIONER 03	31	52,911	1,059






County: 15 COAL

Percentage Required: 2.00%

Office	District	Precincts	Registered Voters	Signatures Required
COUNTY COMMISSIONER DISTRICT NO. 1	COUNTY COMMISSIONER 01	3	1,419	29
COUNTY COMMISSIONER DISTRICT NO. 2	COUNTY COMMISSIONER 02	2	1,203	25
COUNTY COMMISSIONER DISTRICT NO. 3	COUNTY COMMISSIONER 03	4	1,120	23

County: 16 COMANCHE

Percentage Required: 2.00%

Office	District	Precincts	Registered Voters	Signatures Required
				
COUNTY COMMISSIONER DISTRICT NO. 1	COUNTY COMMISSIONER 01	14	19,587	392
COUNTY COMMISSIONER DISTRICT NO. 2	COUNTY COMMISSIONER 02	11	18,931	379
COUNTY COMMISSIONER DISTRICT NO. 3	COUNTY COMMISSIONER 03	15	20,043	401






County: 17 COTTON

Percentage Required: 2.00%

Office	District	Precincts	Registered Voters	Signatures Required
		1		
COUNTY COMMISSIONER DISTRICT NO. 1	COUNTY COMMISSIONER 01	2	1,217	25
COUNTY COMMISSIONER DISTRICT NO. 2	COUNTY COMMISSIONER 02	2	1,175	24
COUNTY COMMISSIONER DISTRICT NO. 3	COUNTY COMMISSIONER 03	3	1,302	27






County: 18 CRAIG

Percentage Required: 2.00%

Office	District	Precincts	Registered Voters	Signatures Required
				
COUNTY COMMISSIONER DISTRICT NO. 1	COUNTY COMMISSIONER 01	4	2,633	53
COUNTY COMMISSIONER DISTRICT NO. 2	COUNTY COMMISSIONER 02	4	2,583	52
COUNTY COMMISSIONER DISTRICT NO. 3	COUNTY COMMISSIONER 03	5	2,904	59

County: 19 CREEK

Percentage Required: 2.00%

Office	District	Precincts	Registered Voters	Signatures Required
				
COUNTY COMMISSIONER DISTRICT NO. 1	COUNTY COMMISSIONER 01	9	14,047	281
COUNTY COMMISSIONER DISTRICT NO. 2	COUNTY COMMISSIONER 02	13	14,164	284
COUNTY COMMISSIONER DISTRICT NO. 3	COUNTY COMMISSIONER 03	13	13,454	270






County: 20 CUSTER

Percentage Required: 2.00%

Office	District	Precincts	Registered Voters	Signatures Required
COUNTY COMMISSIONER DISTRICT NO. 1	COUNTY COMMISSIONER 01	4	4,492	90
COUNTY COMMISSIONER DISTRICT NO. 2	COUNTY COMMISSIONER 02	4	6,497	130
COUNTY COMMISSIONER DISTRICT NO. 3	COUNTY COMMISSIONER 03	4	4,575	92

County: 21 DELAWARE

Percentage Required: 2.00%

Office	District	Precincts	Registered Voters	Signatures Required
				
COUNTY COMMISSIONER DISTRICT NO. 1	COUNTY COMMISSIONER 01	7	9,380	188
COUNTY COMMISSIONER DISTRICT NO. 2	COUNTY COMMISSIONER 02	6	8,603	173
COUNTY COMMISSIONER DISTRICT NO. 3	COUNTY COMMISSIONER 03	5	6,973	140






County: 22 DEWEY

Percentage Required: 2.00%

Office	District	Precincts	Registered Voters	Signatures Required
		1		
COUNTY COMMISSIONER DISTRICT NO. 1	COUNTY COMMISSIONER 01	4	1,032	21
COUNTY COMMISSIONER DISTRICT NO. 2	COUNTY COMMISSIONER 02	3	1,020	21
COUNTY COMMISSIONER DISTRICT NO. 3	COUNTY COMMISSIONER 03	2	987	20

County: 23 ELLIS

Percentage Required: 2.00%

Office	District	Precincts	Registered Voters	Signatures Required
				
COUNTY COMMISSIONER DISTRICT NO. 1	COUNTY COMMISSIONER 01	3	829	17
COUNTY COMMISSIONER DISTRICT NO. 2	COUNTY COMMISSIONER 02	1	811	17
COUNTY COMMISSIONER DISTRICT NO. 3	COUNTY COMMISSIONER 03	3	851	18






County: 24 GARFIELD

Percentage Required: 2.00%

Office	District	Precincts	Registered Voters	Signatures Required
COUNTY COMMISSIONER DISTRICT NO. 1	COUNTY COMMISSIONER 01	9	7,887	158
COUNTY COMMISSIONER DISTRICT NO. 2	COUNTY COMMISSIONER 02	10	11,464	230
COUNTY COMMISSIONER DISTRICT NO. 3	COUNTY COMMISSIONER 03	8	12,624	253

County: 25 GARVIN

Percentage Required: 2.00%

Office	District	Precincts	Registered Voters	Signatures Required
				
COUNTY COMMISSIONER DISTRICT NO. 1	COUNTY COMMISSIONER 01	7	5,222	105
COUNTY COMMISSIONER DISTRICT NO. 2	COUNTY COMMISSIONER 02	6	5,318	107
COUNTY COMMISSIONER DISTRICT NO. 3	COUNTY COMMISSIONER 03	4	5,197	104

County: 26 GRADY

Percentage Required: 2.00%

Office	District	Precincts	Registered Voters	Signatures Required
COUNTY COMMISSIONER DISTRICT NO. 1	COUNTY COMMISSIONER 01	6	12,441	249
COUNTY COMMISSIONER DISTRICT NO. 2	COUNTY COMMISSIONER 02	12	10,313	207
COUNTY COMMISSIONER DISTRICT NO. 3	COUNTY COMMISSIONER 03	10	10,840	217

County: 27 GRANT

Percentage Required: 2.00%

Office	District	Precincts	Registered Voters	Signatures Required
		1		
COUNTY COMMISSIONER DISTRICT NO. 1	COUNTY COMMISSIONER 01	2	998	20
COUNTY COMMISSIONER DISTRICT NO. 2	COUNTY COMMISSIONER 02	3	896	18
COUNTY COMMISSIONER DISTRICT NO. 3	COUNTY COMMISSIONER 03	2	982	20

County: 28 GREER

Percentage Required: 2.00%

Office	District	Precincts	Registered Voters	Signatures Required
		1		
COUNTY COMMISSIONER DISTRICT NO. 1	COUNTY COMMISSIONER 01	1	965	20
COUNTY COMMISSIONER DISTRICT NO. 2	COUNTY COMMISSIONER 02	3	1,048	21
COUNTY COMMISSIONER DISTRICT NO. 3	COUNTY COMMISSIONER 03	2	860	18

County: 29 HARMON

Percentage Required: 2.00%

Office	District	Precincts	Registered Voters	Signatures Required
		1		
COUNTY COMMISSIONER DISTRICT NO. 1	COUNTY COMMISSIONER 01	2	520	11
COUNTY COMMISSIONER DISTRICT NO. 2	COUNTY COMMISSIONER 02	3	430	9
COUNTY COMMISSIONER DISTRICT NO. 3	COUNTY COMMISSIONER 03	2	424	9






County: 30 HARPER

Percentage Required: 2.00%

Office	District	Precincts	Registered Voters	Signatures Required
		1		
COUNTY COMMISSIONER DISTRICT NO. 1	COUNTY COMMISSIONER 01	3	639	13
COUNTY COMMISSIONER DISTRICT NO. 2	COUNTY COMMISSIONER 02	1	667	14
COUNTY COMMISSIONER DISTRICT NO. 3	COUNTY COMMISSIONER 03	2	599	12

County: 31 HASKELL

Percentage Required: 2.00%

Office	District	Precincts	Registered Voters	Signatures Required
				
COUNTY COMMISSIONER DISTRICT NO. 1	COUNTY COMMISSIONER 01	2	1,547	31
COUNTY COMMISSIONER DISTRICT NO. 2	COUNTY COMMISSIONER 02	5	3,141	63
COUNTY COMMISSIONER DISTRICT NO. 3	COUNTY COMMISSIONER 03	3	2,125	43






County: 32 HUGHES

Percentage Required: 2.00%

Office	District	Precincts	Registered Voters	Signatures Required
COUNTY COMMISSIONER DISTRICT NO. 1	COUNTY COMMISSIONER 01	5	1,871	38
COUNTY COMMISSIONER DISTRICT NO. 2	COUNTY COMMISSIONER 02	4	2,494	50
COUNTY COMMISSIONER DISTRICT NO. 3	COUNTY COMMISSIONER 03	6	2,598	52






County: 33 JACKSON

Percentage Required: 2.00%

Office	District	Precincts	Registered Voters	Signatures Required
				
COUNTY COMMISSIONER DISTRICT NO. 1	COUNTY COMMISSIONER 01	4	4,503	91
COUNTY COMMISSIONER DISTRICT NO. 2	COUNTY COMMISSIONER 02	5	3,596	72
COUNTY COMMISSIONER DISTRICT NO. 3	COUNTY COMMISSIONER 03	6	4,176	84






County: 34 JEFFERSON

Percentage Required: 2.00%

Office	District	Precincts	Registered Voters	Signatures Required
				
COUNTY COMMISSIONER DISTRICT NO. 1	COUNTY COMMISSIONER 01	3	1,128	23
COUNTY COMMISSIONER DISTRICT NO. 2	COUNTY COMMISSIONER 02	3	1,159	24
COUNTY COMMISSIONER DISTRICT NO. 3	COUNTY COMMISSIONER 03	3	1,165	24






County: 35 JOHNSTON

Percentage Required: 2.00%

Office	District	Precincts	Registered Voters	Signatures Required
				
COUNTY COMMISSIONER DISTRICT NO. 1	COUNTY COMMISSIONER 01	6	2,092	42
COUNTY COMMISSIONER DISTRICT NO. 2	COUNTY COMMISSIONER 02	4	1,950	39
COUNTY COMMISSIONER DISTRICT NO. 3	COUNTY COMMISSIONER 03	4	1,921	39

County: 36 KAY

Percentage Required: 2.00%






Office	District	Precincts	Registered Voters	Signatures Required
				
COUNTY COMMISSIONER DISTRICT NO. 1	COUNTY COMMISSIONER 01	14	11,314	227
COUNTY COMMISSIONER DISTRICT NO. 2	COUNTY COMMISSIONER 02	8	7,398	148
COUNTY COMMISSIONER DISTRICT NO. 3	COUNTY COMMISSIONER 03	8	6,250	125

County: 37 KINGFISHER
Percentage Required: 2.00%

Office	District	Precincts	Registered Voters	Signatures Required
COUNTY COMMISSIONER DISTRICT NO. 1	COUNTY COMMISSIONER 01	5	3,227	65
COUNTY COMMISSIONER DISTRICT NO. 2	COUNTY COMMISSIONER 02	4	2,330	47
COUNTY COMMISSIONER DISTRICT NO. 3	COUNTY COMMISSIONER 03	3	2,957	60






County: 38 KIOWA

Percentage Required: 2.00%

Office	District	Precincts	Registered Voters	Signatures Required
				
COUNTY COMMISSIONER DISTRICT NO. 1	COUNTY COMMISSIONER 01	4	1,673	34
COUNTY COMMISSIONER DISTRICT NO. 2	COUNTY COMMISSIONER 02	5	1,589	32
COUNTY COMMISSIONER DISTRICT NO. 3	COUNTY COMMISSIONER 03	5	1,561	32

County: 39 LATIMER

Percentage Required: 2.00%

Office	District	Precincts	Registered Voters	Signatures Required
				
COUNTY COMMISSIONER DISTRICT NO. 1	COUNTY COMMISSIONER 01	4	2,055	42
COUNTY COMMISSIONER DISTRICT NO. 2	COUNTY COMMISSIONER 02	6	1,944	39
COUNTY COMMISSIONER DISTRICT NO. 3	COUNTY COMMISSIONER 03	3	1,952	40






County: 40 LEFLORE

Percentage Required: 2.00%

Office	District	Precincts	Registered Voters	Signatures Required
COUNTY COMMISSIONER DISTRICT NO. 1	COUNTY COMMISSIONER 01	11	9,399	188
COUNTY COMMISSIONER DISTRICT NO. 2	COUNTY COMMISSIONER 02	12	10,023	201
COUNTY COMMISSIONER DISTRICT NO. 3	COUNTY COMMISSIONER 03	14	8,267	166

County: 41 LINCOLN

Percentage Required: 2.00%

Office	District	Precincts	Registered Voters	Signatures Required
				
COUNTY COMMISSIONER DISTRICT NO. 1	COUNTY COMMISSIONER 01	6	6,577	132
COUNTY COMMISSIONER DISTRICT NO. 2	COUNTY COMMISSIONER 02	7	6,761	136
COUNTY COMMISSIONER DISTRICT NO. 3	COUNTY COMMISSIONER 03	6	6,845	137

County: 42 LOGAN

Percentage Required: 2.00%

Office	District	Precincts	Registered Voters	Signatures Required
COUNTY COMMISSIONER DISTRICT NO. 1	COUNTY COMMISSIONER 01	8	10,636	213
COUNTY COMMISSIONER DISTRICT NO. 2	COUNTY COMMISSIONER 02	11	9,964	200
COUNTY COMMISSIONER DISTRICT NO. 3	COUNTY COMMISSIONER 03	11	9,396	188

County: 43 LOVE

Percentage Required: 2.00%

Office	District	Precincts	Registered Voters	Signatures Required
COUNTY COMMISSIONER DISTRICT NO. 1	COUNTY COMMISSIONER 01	2	2,273	46
COUNTY COMMISSIONER DISTRICT NO. 2	COUNTY COMMISSIONER 02	4	2,064	42
COUNTY COMMISSIONER DISTRICT NO. 3	COUNTY COMMISSIONER 03	4	2,079	42






County: 44 MCCLAIN

Percentage Required: 2.00%

Office	District	Precincts	Registered Voters	Signatures Required
COUNTY COMMISSIONER DISTRICT NO. 1	COUNTY COMMISSIONER 01	10	8,100	162
COUNTY COMMISSIONER DISTRICT NO. 2	COUNTY COMMISSIONER 02	9	9,312	187
COUNTY COMMISSIONER DISTRICT NO. 3	COUNTY COMMISSIONER 03	8	8,774	176






County: 45 MCCURTAIN

Percentage Required: 2.00%

Office	District	Precincts	Registered Voters	Signatures Required
				
COUNTY COMMISSIONER DISTRICT NO. 1	COUNTY COMMISSIONER 01	11	5,437	109
COUNTY COMMISSIONER DISTRICT NO. 2	COUNTY COMMISSIONER 02	10	5,315	107
COUNTY COMMISSIONER DISTRICT NO. 3	COUNTY COMMISSIONER 03	9	5,652	114

County: 46 MCINTOSH

Percentage Required: 2.00%

Office	District	Precincts	Registered Voters	Signatures Required
				
COUNTY COMMISSIONER DISTRICT NO. 1	COUNTY COMMISSIONER 01	3	3,775	76
COUNTY COMMISSIONER DISTRICT NO. 2	COUNTY COMMISSIONER 02	3	4,455	90
COUNTY COMMISSIONER DISTRICT NO. 3	COUNTY COMMISSIONER 03	9	3,851	78






County: 47 MAJOR

Percentage Required: 2.00%

Office	District	Precincts	Registered Voters	Signatures Required
		1		
COUNTY COMMISSIONER DISTRICT NO. 1	COUNTY COMMISSIONER 01	2	1,334	27
COUNTY COMMISSIONER DISTRICT NO. 2	COUNTY COMMISSIONER 02	3	1,633	33
COUNTY COMMISSIONER DISTRICT NO. 3	COUNTY COMMISSIONER 03	3	1,390	28






County: 48 MARSHALL

Percentage Required: 2.00%

Office	District	Precincts	Registered Voters	Signatures Required
				
COUNTY COMMISSIONER DISTRICT NO. 1	COUNTY COMMISSIONER 01	2	2,772	56
COUNTY COMMISSIONER DISTRICT NO. 2	COUNTY COMMISSIONER 02	4	2,467	50
COUNTY COMMISSIONER DISTRICT NO. 3	COUNTY COMMISSIONER 03	3	3,693	74






County: 49 MAYES

Percentage Required: 2.00%

Office	District	Precincts	Registered Voters	Signatures Required
				
COUNTY COMMISSIONER DISTRICT NO. 1	COUNTY COMMISSIONER 01	8	7,450	149
COUNTY COMMISSIONER DISTRICT NO. 2	COUNTY COMMISSIONER 02	8	7,730	155
COUNTY COMMISSIONER DISTRICT NO. 3	COUNTY COMMISSIONER 03	9	7,835	157

County: 50 MURRAY

Percentage Required: 2.00%

Office	District	Precincts	Registered Voters	Signatures Required
				
COUNTY COMMISSIONER DISTRICT NO. 1	COUNTY COMMISSIONER 01	3	2,721	55
COUNTY COMMISSIONER DISTRICT NO. 2	COUNTY COMMISSIONER 02	4	2,655	54
COUNTY COMMISSIONER DISTRICT NO. 3	COUNTY COMMISSIONER 03	3	2,560	52






County: 51 MUSKOGEE

Percentage Required: 2.00%

Office	District	Precincts	Registered Voters	Signatures Required
COUNTY COMMISSIONER DISTRICT NO. 1	COUNTY COMMISSIONER 01	13	14,489	290
COUNTY COMMISSIONER DISTRICT NO. 2	COUNTY COMMISSIONER 02	14	11,167	224
COUNTY COMMISSIONER DISTRICT NO. 3	COUNTY COMMISSIONER 03	12	11,423	229






County: 52 NOBLE

Percentage Required: 2.00%

Office	District	Precincts	Registered Voters	Signatures Required
				
COUNTY COMMISSIONER DISTRICT NO. 1	COUNTY COMMISSIONER 01	5	2,053	42
COUNTY COMMISSIONER DISTRICT NO. 2	COUNTY COMMISSIONER 02	3	2,128	43
COUNTY COMMISSIONER DISTRICT NO. 3	COUNTY COMMISSIONER 03	3	2,429	49






County: 53 NOWATA

Percentage Required: 2.00%

Office	District	Precincts	Registered Voters	Signatures Required
				
COUNTY COMMISSIONER DISTRICT NO. 1	COUNTY COMMISSIONER 01	4	2,017	41
COUNTY COMMISSIONER DISTRICT NO. 2	COUNTY COMMISSIONER 02	4	2,071	42
COUNTY COMMISSIONER DISTRICT NO. 3	COUNTY COMMISSIONER 03	4	1,944	39

County: 54 OKFUSKEE

Percentage Required: 2.00%

Office	District	Precincts	Registered Voters	Signatures Required
				
COUNTY COMMISSIONER DISTRICT NO. 1	COUNTY COMMISSIONER 01	4	1,776	36
COUNTY COMMISSIONER DISTRICT NO. 2	COUNTY COMMISSIONER 02	5	2,287	46
COUNTY COMMISSIONER DISTRICT NO. 3	COUNTY COMMISSIONER 03	4	1,828	37






County: 55 OKLAHOMA

Percentage Required: 2.00%

Office	District	Precincts	Registered Voters	Signatures Required
COUNTY COMMISSIONER DISTRICT NO. 1	COUNTY COMMISSIONER 01	108	142,586	2,852
COUNTY COMMISSIONER DISTRICT NO. 2	COUNTY COMMISSIONER 02	85	119,240	2,385
COUNTY COMMISSIONER DISTRICT NO. 3	COUNTY COMMISSIONER 03	97	174,002	3,481

County: 56 OKMULGEE

Percentage Required: 2.00%

Office	District	Precincts	Registered Voters	Signatures Required
				
COUNTY COMMISSIONER DISTRICT NO. 1	COUNTY COMMISSIONER 01	7	7,137	143
COUNTY COMMISSIONER DISTRICT NO. 2	COUNTY COMMISSIONER 02	8	6,497	130
COUNTY COMMISSIONER DISTRICT NO. 3	COUNTY COMMISSIONER 03	10	6,867	138






County: 57 OSAGE

Percentage Required: 2.00%

Office	District	Precincts	Registered Voters	Signatures Required
COUNTY COMMISSIONER DISTRICT NO. 1	COUNTY COMMISSIONER 01	10	8,666	174
COUNTY COMMISSIONER DISTRICT NO. 2	COUNTY COMMISSIONER 02	8	9,533	191
COUNTY COMMISSIONER DISTRICT NO. 3	COUNTY COMMISSIONER 03	10	9,815	197

County: 58 OTTAWA

Percentage Required: 2.00%

Office	District	Precincts	Registered Voters	Signatures Required
				
COUNTY COMMISSIONER DISTRICT NO. 1	COUNTY COMMISSIONER 01	4	5,979	120
COUNTY COMMISSIONER DISTRICT NO. 2	COUNTY COMMISSIONER 02	5	6,066	122
COUNTY COMMISSIONER DISTRICT NO. 3	COUNTY COMMISSIONER 03	4	5,661	114

County: 59 PAWNEE

Percentage Required: 2.00%

Office	District	Precincts	Registered Voters	Signatures Required
COUNTY COMMISSIONER DISTRICT NO. 1	COUNTY COMMISSIONER 01	4	3,116	63
COUNTY COMMISSIONER DISTRICT NO. 2	COUNTY COMMISSIONER 02	3	3,077	62
COUNTY COMMISSIONER DISTRICT NO. 3	COUNTY COMMISSIONER 03	3	3,131	63






County: 60 PAYNE

Percentage Required: 2.00%

Office	District	Precincts	Registered Voters	Signatures Required
COUNTY COMMISSIONER DISTRICT NO. 1	COUNTY COMMISSIONER 01	10	14,313	287
COUNTY COMMISSIONER DISTRICT NO. 2	COUNTY COMMISSIONER 02	9	10,931	219
COUNTY COMMISSIONER DISTRICT NO. 3	COUNTY COMMISSIONER 03	11	16,693	334






County: 61 PITTSBURG

Percentage Required: 2.00%

Office	District	Precincts	Registered Voters	Signatures Required
				
COUNTY COMMISSIONER DISTRICT NO. 1	COUNTY COMMISSIONER 01	13	8,619	173
COUNTY COMMISSIONER DISTRICT NO. 2	COUNTY COMMISSIONER 02	12	8,451	170
COUNTY COMMISSIONER DISTRICT NO. 3	COUNTY COMMISSIONER 03	13	9,445	189






County: 62 PONTOTOC

Percentage Required: 2.00%






Office	District	Precincts	Registered Voters	Signatures Required
				
COUNTY COMMISSIONER DISTRICT NO. 1	COUNTY COMMISSIONER 01	7	8,000	160
COUNTY COMMISSIONER DISTRICT NO. 2	COUNTY COMMISSIONER 02	6	6,476	130
COUNTY COMMISSIONER DISTRICT NO. 3	COUNTY COMMISSIONER 03	7	7,502	151

County: 63 POTTAWATOMIE






Percentage Required: 2.00%

Office	District	Precincts	Registered Voters	Signatures Required
				
COUNTY COMMISSIONER DISTRICT NO. 1	COUNTY COMMISSIONER 01	11	14,035	281
COUNTY COMMISSIONER DISTRICT NO. 2	COUNTY COMMISSIONER 02	11	13,277	266
COUNTY COMMISSIONER DISTRICT NO. 3	COUNTY COMMISSIONER 03	9	12,648	253

County: 64 PUSHMATAHA
Percentage Required: 2.00%

Office	District	Precincts	Registered Voters	Signatures Required
				
COUNTY COMMISSIONER DISTRICT NO. 1	COUNTY COMMISSIONER 01	3	2,691	54
COUNTY COMMISSIONER DISTRICT NO. 2	COUNTY COMMISSIONER 02	6	2,192	44
COUNTY COMMISSIONER DISTRICT NO. 3	COUNTY COMMISSIONER 03	3	1,876	38

County: 65 ROGER MILLS
Percentage Required: 2.00%

Office	District	Precincts	Registered Voters	Signatures Required
				
COUNTY COMMISSIONER DISTRICT NO. 1	COUNTY COMMISSIONER 01	3	733	15
COUNTY COMMISSIONER DISTRICT NO. 2	COUNTY COMMISSIONER 02	3	838	17
COUNTY COMMISSIONER DISTRICT NO. 3	COUNTY COMMISSIONER 03	3	777	16

County: 66 ROGERS

Percentage Required: 2.00%

Office	District	Precincts	Registered Voters	Signatures Required
COUNTY COMMISSIONER DISTRICT NO. 1	COUNTY COMMISSIONER 01	13	19,353	388
COUNTY COMMISSIONER DISTRICT NO. 2	COUNTY COMMISSIONER 02	12	21,088	422
COUNTY COMMISSIONER DISTRICT NO. 3	COUNTY COMMISSIONER 03	13	19,449	389






County: 67 SEMINOLE

Percentage Required: 2.00%

Office	District	Precincts	Registered Voters	Signatures Required
COUNTY COMMISSIONER DISTRICT NO. 1	COUNTY COMMISSIONER 01	4	3,820	77
COUNTY COMMISSIONER DISTRICT NO. 2	COUNTY COMMISSIONER 02	3	4,376	88
COUNTY COMMISSIONER DISTRICT NO. 3	COUNTY COMMISSIONER 03	4	4,032	81

County: 68 SEQUOYAH

Percentage Required: 2.00%

Office	District	Precincts	Registered Voters	Signatures Required
				
COUNTY COMMISSIONER DISTRICT NO. 1	COUNTY COMMISSIONER 01	7	7,538	151
COUNTY COMMISSIONER DISTRICT NO. 2	COUNTY COMMISSIONER 02	9	7,997	160
COUNTY COMMISSIONER DISTRICT NO. 3	COUNTY COMMISSIONER 03	9	7,456	150






County: 69 STEPHENS

Percentage Required: 2.00%

Office	District	Precincts	Registered Voters	Signatures Required
COUNTY COMMISSIONER DISTRICT NO. 1	COUNTY COMMISSIONER 01	11	9,841	197
COUNTY COMMISSIONER DISTRICT NO. 2	COUNTY COMMISSIONER 02	9	9,550	191
COUNTY COMMISSIONER DISTRICT NO. 3	COUNTY COMMISSIONER 03	8	7,649	153






County: 70 TEXAS

Percentage Required: 2.00%

Office	District	Precincts	Registered Voters	Signatures Required
				
COUNTY COMMISSIONER DISTRICT NO. 1	COUNTY COMMISSIONER 01	4	2,657	54
COUNTY COMMISSIONER DISTRICT NO. 2	COUNTY COMMISSIONER 02	3	2,762	56
COUNTY COMMISSIONER DISTRICT NO. 3	COUNTY COMMISSIONER 03	4	3,227	65






County: 71 TILLMAN

Percentage Required: 2.00%

Office	District	Precincts	Registered Voters	Signatures Required
				
COUNTY COMMISSIONER DISTRICT NO. 1	COUNTY COMMISSIONER 01	3	1,245	25
COUNTY COMMISSIONER DISTRICT NO. 2	COUNTY COMMISSIONER 02	2	1,257	26
COUNTY COMMISSIONER DISTRICT NO. 3	COUNTY COMMISSIONER 03	3	1,459	30






County: 72 TULSA

Percentage Required: 2.00%

Office	District	Precincts	Registered Voters	Signatures Required
				
COUNTY COMMISSIONER DISTRICT NO. 1	COUNTY COMMISSIONER 01	75	109,298	2,186
COUNTY COMMISSIONER DISTRICT NO. 2	COUNTY COMMISSIONER 02	83	116,605	2,333
COUNTY COMMISSIONER DISTRICT NO. 3	COUNTY COMMISSIONER 03	93	143,815	2,877

County: 73 WAGONER

Percentage Required: 2.00%






Office	District	Precincts	Registered Voters	Signatures Required
				
COUNTY COMMISSIONER DISTRICT NO. 1	COUNTY COMMISSIONER 01	8	15,137	303
COUNTY COMMISSIONER DISTRICT NO. 2	COUNTY COMMISSIONER 02	9	15,188	304
COUNTY COMMISSIONER DISTRICT NO. 3	COUNTY COMMISSIONER 03	10	16,654	334

County: 74 WASHINGTON
Percentage Required: 2.00%

Office	District	Precincts	Registered Voters	Signatures Required
COUNTY COMMISSIONER DISTRICT NO. 1	COUNTY COMMISSIONER 01	7	10,575	212
COUNTY COMMISSIONER DISTRICT NO. 2	COUNTY COMMISSIONER 02	10	12,915	259
COUNTY COMMISSIONER DISTRICT NO. 3	COUNTY COMMISSIONER 03	10	10,075	202






County: 75 WASHITA

Percentage Required: 2.00%

Office	District	Precincts	Registered Voters	Signatures Required
				
COUNTY COMMISSIONER DISTRICT NO. 1	COUNTY COMMISSIONER 01	4	2,256	46
COUNTY COMMISSIONER DISTRICT NO. 2	COUNTY COMMISSIONER 02	5	2,050	41
COUNTY COMMISSIONER DISTRICT NO. 3	COUNTY COMMISSIONER 03	3	2,309	47






County: 76 WOODS

Percentage Required: 2.00%

Office	District	Precincts	Registered Voters	Signatures Required
				
COUNTY COMMISSIONER DISTRICT NO. 1	COUNTY COMMISSIONER 01	1	1,460	30
COUNTY COMMISSIONER DISTRICT NO. 2	COUNTY COMMISSIONER 02	2	1,712	35
COUNTY COMMISSIONER DISTRICT NO. 3	COUNTY COMMISSIONER 03	3	1,643	33

County: 77 WOODWARD

Percentage Required: 2.00%

Office	District	Precincts	Registered Voters	Signatures Required
				
COUNTY COMMISSIONER DISTRICT NO. 1	COUNTY COMMISSIONER 01	4	3,164	64
COUNTY COMMISSIONER DISTRICT NO. 2	COUNTY COMMISSIONER 02	4	4,018	81
COUNTY COMMISSIONER DISTRICT NO. 3	COUNTY COMMISSIONER 03	6	3,871	78