

Fiscal Year 2024 Annual Report

Oklahoma Environmental Quality



Contents

Message from the Executive Director	3
Environmental Quality Board	4
Board Rulemaking Activities	5
Air Quality Advisory Council	7
Hazardous Waste Management Advisory Council	8
Hazardous Waste Fee Report	9
Water Quality Management Advisory Council	10
Radiation Management Advisory Council	11
Solid Waste Management Advisory Council	12
Solid Waste Fees Budgeted and Expended	13
Mission Statement	14
Employees of the Quarter and Year	15
Organizational Chart	16
Agency Budget	17
Environmental Quality Report	18
Agency Statistics	24
Farewell, Scott	33
In Loving Memory – Stan Johnson	34

Message from the Executive Director


The past year has been a time of change for our agency, but as always, we remain dedicated to protecting public health and the environment for you.

The first change you may notice is the appearance of a new face on this page. After more than ten years as executive director and nearly 40 years in public service, Scott Thompson has retired. I am honored to have been chosen as DEQ's next executive director, and I intend to use this transition as an opportunity for growth and improvement for the agency. DEQ has an excellent foundation, and it is my goal to build on what we have already accomplished.

To that end, we have created a new program, the Office of Grant and Funding Resources. This office will be tasked with assisting entities throughout the state to take advantage of the multitude of funding opportunities that are available for projects that help protect or improve human health and the environment across all environmental media (air, land, and water). This group will help entities navigate these funding opportunities regardless of whether the funding program is administered by DEQ or other state or federal agencies.

DEQ received funding from the legislature to construct a new parking garage. This project has been in the works for a while, and we are excited to see it come to fruition. Demolition of the old garage is scheduled to begin in 2025 with construction immediately following. In addition to meeting the agency's parking needs, the new structure will increase employee safety and add to the overall aesthetic of downtown Oklahoma City.


Once again, I am honored to be the executive director of such a wonderful agency. This is a role for which I have a great deal of respect, and I take this responsibility very seriously. DEQ is an exceptional place to work, full of dedicated people who make Oklahoma a wonderful place to live. I am proud of our employees' perseverance and innovation, and I look forward to guiding the agency to new heights in the years to come.




Sincerely,
Rob Singletary



Environmental Quality Board



Richard
Auer



Perry Mark
Barton




John
Easton



Shannon
Ferrell



Kenneth
Hirshey




Alexie
Kindrick



James
Kinder



Brandi
Lowry



Steve
Mason



Tim
Munson



Michel
Paque



Peter
Schultze

The Oklahoma Legislature established the Environmental Quality Board (EQB), comprised of Oklahoma citizens, to provide guidance to the Oklahoma Department of Environmental Quality (DEQ). Board members have a variety of backgrounds in manufacturing, hazardous waste management, solid waste management, petroleum industry, agriculture, local government, engineering, conservation, rural water systems, and statewide environmental groups. These members are appointed by the governor and confirmed by the senate and serve a five-year term. Responsibilities of the board include the appointment of DEQ's Executive Director and the adoption of rules that determine operation of the department.



Sheldon
Tatum

Board Rulemaking Activities

Chapter	Council	Description	Adopted	Type	Effective
100 SC 17 SC 23 SC 35	AQAC	Updated and revised inaccurate or outdated rule language as part of the Department's review of Chapter 100 in response to Governor Stitt's Executive Order 2020-03.	EQB 11-7-23; Approved by Governor 6-21-24	Permanent	9-15-24
100 SC 2 APP Q	AQAC	Updated the rule to incorporate by reference the latest changes to EPA regulations, specifically New Source Performance Standards (NSPS) and National Emission Standards for Hazardous Air Pollutants (NESHAP).	EQB 11-7-23; Approved by Governor 6-21-24	Permanent	9-15-24
205	HWMAC	Updated hazardous waste rules to incorporate by reference the regulations found in Title 40 of the Code of Federal Regulations Parts 124 and 260-279.	EQB 2-13-24; Approved by Governor 6-21-24	Permanent	9-15-24
410	RMAC	Updated the rule in response to changes recommended by the Nuclear Regulatory Commission (NRC) for compatibility with the federal rules and to update language related to oversight responsibility for certain regulatory requirements.	EQB 2-13-24; Approved by Governor 6-21-24	Permanent	9-15-24
515 SC 11 SC 43	SWMAC	Updated the rule to clarify and improve the groundwater separation requirement for construction and demolition (C&D) landfills and to add a new permitting exemption for small-scale composting facilities receiving waste from off-site.	EQB 2-13-24; Approved by Governor 6-21-24	Permanent	9-15-24
690	WQMAC	Revoked the entire chapter containing the Water Quality Standards Implementation Plan (WQSIP). Because agency rules already contained elements of a WQSIP prior to assuming responsibility for the Water Quality Standards, the proposed changes to this chapter are intended to streamline agency rules by combining the contents of Chapter 690 with the other provisions found in Chapters 606 and 611.	EQB 2-13-24; Approved by Governor 6-21-24	Permanent	9-15-24
606	WQMAC	Updated and streamlined rules as part of transferring existing regulations from Chapter 690 into this chapter. Chapter 690 was revoked and the provisions dealing with point source discharges were merged into Chapter 606, resulting in new Subchapter 6, and Appendices H through P. This consolidated the technical permitting rules for point source discharges into one rule, OAC 252:606.	EQB 2-13-24; Approved by Governor 6-21-24	Permanent	9-15-24

Board Rulemaking Activities (continued)

Chapter	Council	Description	Adopted	Type	Effective
611	WQMAC	Updated and streamlined rules as part of transferring existing regulations from Chapter 690 into this chapter. Chapter 690 was revoked and the provisions dealing with groundwater protection were merged with the existing rules. Specifically, OAC 252:690 Subchapter 5, titled “Groundwater Protection”, and Subchapter 7, titled “Water Quality Standards Implementation Plan” were incorporated into Chapter 611 as Subchapters 7 and 9, respectively.	EQB 2-13-24; Approved by Governor 6-21-24	Permanent	9-15-24
628	WQMAC	Updated the rule to replace references to Chapter 690 with references to Chapter 606.	EQB 2-13-24; Approved by Governor 6-21-24	Permanent	9-15-24
641	WQMAC	Updated the rule to (1) clarify the credentials required for soil profile certification, (2) update general provisions for septic tanks to include a permanently affixed data plate, (3) incorporate the use of a riser safety screen system or factory-supplied concrete manhole lid in all inlet cleanouts, (4) establish septic tank size of 500 gallons for small public sewage facilities with flows of one hundred (100) gallons or less, (5) raise the approvable limit associated with the Biochemical Oxygen Demand (BOD) to 2.5 pounds per day for aerobic systems, (6) remove Low Pressure Dosing (LPD) systems, (7) increase the surety bond requirements for Certified Installers and Certified Soil Profilers, and (8) address formatting issues for Appendices.	EQB 2-13-24; Approved by Governor 6-21-24	Permanent	9-15-24
645	WQMAC	Updated the rule to (1) clarify the definition of sewage, (2) update license requirements to include a driver certification, an exam fee, and an increase in renewal hours, (3) require a surety bond for license holders, (4) require an additional safety measure for storage tanks, (5) require the submission of land application and treatment records, and (6) update land application requirements for the removal of nonbiodegradable material.	EQB 2-13-24; Approved by Governor 6-21-24	Permanent	9-15-24
730	WQMAC	Revised rule to update statutory references to the agency’s legal authority over water quality standards, and to combine or eliminate duplicative definitions and replace references to Chapter 690 with references to Chapter 606.	EQB 2-13-24; Approved by Governor 6-21-24	Permanent	9-15-24
740	WQMAC	Revised the rule to combine or eliminate duplicative definitions, correct typographical errors, and replace a reference to an outdated EPA directive on quality assurance methods with a reference to the latest equivalent EPA directive issued in July 2023.	EQB 2-13-24; Approved by Governor 6-21-24	Permanent	9-15-24

Air Quality Advisory Council

Member	Professional Realm	Appointing Official	Term Expires
Matt Caves	Electric Utilities	Governor	6/15/2027
Jefferson Wilber	Agriculture	Governor	6/15/2031
Michael Thayer	Higher Education	Governor	6/15/2025
Gregory Elliott	Petroleum	Governor	6/15/2026
Garry L. Keele**	General Public	Governor	6/15/2026
James Farrell	Manufacturing	Governor	6/15/2030
Laura Lodes*	Engineering	Governor	6/15/2027
John Privrat	Transportation	Governor	6/15/2028
Jeffrey P. Taylor	Local Government	Governor	6/15/2029
* Chair ** Vice-Chair			

The Air Quality Advisory Council (AQAC) is authorized by the Oklahoma Clean Air Act to review air quality issues and hold public hearings as part of the state's rulemaking process. Once approved by the nine-member panel, proposed rules are recommended to EQB. Upon EQB adoption, the rules proceed to the state legislature and governor for final approval and adoption. Generally, all non-emergency rules approved through this process become effective the following September 15th.

AQAC members are appointed by the governor for seven-year terms and represent a range of related professions as set forth in the Oklahoma statutes. For fiscal year (FY) 2024, Laura Lodes, representing the engineering profession, was chair, and Garry Keele, representing the general public, was vice chair. In June 2024, Gary Collins completed his term and Jefferson Wilber was

appointed as the agriculture representative. In addition, Dr. Robert Delano retired and was succeeded by Dr. Michael Thayer as the higher education representative.

In October 2023, one of the three regularly scheduled AQAC meetings was held during state FY 2024. The other two regularly scheduled meetings, in January and June 2024, were cancelled and moved to July 2024. A special meeting was held in April 2024.

At the October 2023 regularly scheduled meeting in Oklahoma City, AQAC recommended for adoption the annual update of Appendix Q, Incorporation By Reference (IBR), to incorporate the latest modifications to federal regulations, and updated language in Subchapter 2, IBR, to reflect the latest date of incorporation of EPA regulations in Appendix Q. The appendix

is updated annually to incorporate federal regulations relating primarily to NSPS and NESHAP that will be enforced by the state.

Also at the October 2023 meeting, AQAC recommended for adoption revisions in Subchapters 17, 23, and 35 as part of the Department's ongoing review of Chapter 100 in response to Governor Stitt's Executive Order 2020-03. The department corrected typographical errors in citations found in OAC 252:100-17-93, OAC 252:100-17-103, and OAC 252:100-23-3. In addition, the department corrected the reference to the air quality standard in OAC 252:100-35-1.

At the special meeting in April 2024, AQAC voted to recommend for adoption emergency amendments to OAC 252:100-8-60.5, oil and natural gas sector, in response to EPA's recently promulgated requirements in 40 C.F.R. Part 60, Subpart OOOOb Standards of

Performance for Crude Oil and Natural Gas Facilities for which Construction, Modification or Reconstruction Commenced After December 6, 2022 (NSPS Subpart OOOOb). The proposed amendment would allow the use of legally and practicably enforceable (LPE) limits when determining a facility's eligibility for the Permit By Rule (PBR) and ensure that the current PBR allows facilities potentially subject to NSPS Subpart OOOOb to take LPE limits to avoid applicability of the federal requirements for certain equipment.

More information on the Council's activities can be accessed on DEQ's website at <https://www.deq.ok.gov/council-meetings/air-quality-advisory-council/>.

Hazardous Waste Management Advisory Council

Member	Professional Realm	Appointing Official	Term Expires
Dale Copeland	Political Subdivision	Governor	3/1/2026
R. Kinnamon Clark	Industry	Governor	3/1/2023
Matt Cobb	Statewide Non-Profit Environmental Association	Governor	3/1/2024
Wesley Anderson	Industry Generating Hazardous Waste	Pro Tempore	2/13/2021
Kenneth Ede	General Public	Pro Tempore	11/3/2024
Lyndel Gibson	Political Subdivision	Pro Tempore	9/30/2025
Terry Vandell	Geology	Speaker of the House	3/31/2019
Ray Reaves**	Engineering	Speaker of the House	3/31/2021
Lee Grater*	Hazardous Waste Industry	Speaker of the House	3/31/2020
* Chair ** Vice-Chair			

The Hazardous Waste Management Advisory Council (HWMAC) met on Thursday, October 26, 2023. The primary purpose of the meeting was a roll-call vote to approve the annual IBR update. The purpose of the update was to change the IBR date to 2023, which ensures equivalency with the federal program. The rule change for this IBR allows the use of EPA Method 23 as an alternative to SW-846 Method 0023A when determining emission rates of tetra-octa congeners of chlorinated dibenzo-p-dioxins and dibenzofurans while conducting a required site-specific risk assessment of boilers and industrial furnaces operating under certain conditions. Additionally, this rule modification makes a conforming change to 40 CFR Part 266 Appendix IX. The division made a budget presentation, the council approved the minutes of the previous meeting, meeting dates were set for next year, and the meeting was adjourned.

Hazardous Waste Fee Report

DEQ's Hazardous Waste Fund is authorized by the Hazardous Waste Fund Act, 27A O.S. § 2-7- 301 et seq. There were \$619,595.44 received in income to the Hazardous Waste Fund in FY 2024, derived from administrative penalties associated with violations of the Oklahoma Hazardous Waste Management Act, 27A O.S. § 2-7-101 et seq. According to Section 2-7-304 of the Hazardous Waste Fund Act, monies in the Hazardous Waste Fund may be used for protection of public health and safety, basic emergency response training and protective equipment, environmental response and remediation, and assistance to local governments with development of emergency response plans. In FY 2024, DEQ provided mercury collection and disposal services for 28 Oklahoma households.



Water Quality Management Advisory Council

Member	Professional Realm	Appointing Official	Term Expires
Ron Jarman	General Public	Governor	3/1/2026
Eric Lee	Operator for Municipal Waterworks and Wastewater Works Facility	Pro Tempore	11/7/2025
Andrew Pawlisz	Environmental Organization	Governor	3/1/2027
Willard B. Smith	Engineering	Governor	3/1/2025
Rick J. Moore	Industry	Pro Tempore	4/2/2026
Steve Sowers **	Oil Field Related	Pro Tempore	3/11/2024
Mary E. Mach	Geology	Pro Tempore	5/31/2027
Debbie Wells	Rural Water District	Speaker of the House	6/30/2019
Vacant	Agriculture	Speaker of the House	-
Kenneth D. Schwab	Local Government	Speaker of the House	5/31/2026
Brian Duzan *	Private Laboratory	Governor	3/1/2026
Mark Matheson	Operator in Rural Water or Sewer District	Speaker of the House	6/30/2019

* Chair ** Vice-Chair

The Water Quality Management Advisory Council (WQMAC) is made up of 12 members who are appointed for three-year terms and who represent a wide variety of interested parties. Four members are appointed each by the governor, the speaker of the house, and the president pro tempore of the senate. WQMAC typically meets three or four times a year; however, additional meetings are sometimes scheduled in order to address a rule change that does not fit the regular meeting schedule.

WQMAC reviews and recommends rules governing water quality to EQB. Currently, 25 chapters of rules are under the authority of WQMAC. These include regulations for laboratory accreditations, laboratory services, industrial and municipal wastewater, general water quality, wastewater lagoon and land application systems, pretreatment, minor public water supply, public water supply, water and wastewater construction standards, biosolids, water reuse, drinking water state revolving fund, small public and private sewage systems, septage pumpers and transporters, underground injection control, water quality standards, implementation of water quality standards, and waterworks and wastewater works operator certification.

During FY 2024, WQMAC met on September 26, 2023, January 9, 2024, and April 30, 2024. The council passed permanent rule changes to Chapters 606, 611, 628, 641, 645, 690, 730, 740, 301, 302, and 307.

Radiation Management Advisory Council

Member	Professional Realm	Appointing Official	Term Expires
William J. Tearney, Jr.	Environmental Organization	Governor	7/1/2027
Todd Lynn	Engineering Profession	Governor	7/1/2026
Carl Noble	Industry Located in this State Which Uses Sources of Radiation in its Manufacturing or Processing Business	Governor	7/1/2025
Christopher Honigsberg	General Public	Pro Tempore	5/31/2027
L. David Alcorn	Industrial Radiography	Pro Tempore	5/31/2027
George MacDurmon*	Faculty of Institute of Higher Learning of University Status	Pro Tempore	5/31/2027
Vacant	Transportation Industry	Speaker of the House	–
Shawn Heldebrandt	Medical Industry	Speaker of the House	6/30/2021
Chad Mashburn**	Petroleum Industry	Speaker of the House	6/30/2020
* Chair ** Vice-Chair			

The Radiation Management Advisory Council (RMAC) met on January 16, 2024, in Oklahoma City. The Council elected George MacDurmon as chair and Chad Mashburn as vice-chair. The Council recognized Ms. Karen Jennings, who would be resigning from the Council after the meeting, as its longest-serving member and for her 28 years of service. A short briefing on future rulemaking activities was given. The proposed rules will maintain compatibility with changes to NRC rules and to update language for certain regulatory requirements. DEQ staff briefed the council on section activities including the results of its Integrated Materials Performance Evaluation Program (IMPEP) evaluation performed by NRC. It was reported that the Radiation Management Section received the highest ratings possible on all performance indicators. The council approved the minutes of the previous meeting, meeting dates were set for next year, and the meeting was adjourned.

Solid Waste Management Advisory Council

Member	Professional Realm	Appointing Official	Term Expires
Piotr Bardas	Waste-to-Energy Industry	Governor	6/30/2025
Mary Jo (Jody) Reinhart	Statewide Environmental Organization	Governor	3/1/2025
Robert J. Joyce	General Public	Governor	3/1/2026
Rodney L. Cleveland	County Commissioner	Governor	3/1/2027
April Sacha	Industry Generating Solid Waste	Pro Tempore	5/16/2026
Jim Linn*	Political Subdivision	Pro Tempore	3/1/2025
Christopher Schaefer	Geology	Pro Tempore	3/2/2024
Brenda Merchant	Transportation	Speaker of the House	12/4/2020
M. Todd Adcock**	Solid Waste Disposal Industry	Speaker of the House	3/7/2020
Rachel Hanigan	Engineering	Speaker of the House	1/31/2026

* Chair ** Vice-Chair

The Solid Waste Management Advisory Council (SWMAC) serves as the initial rulemaking body for solid waste management within the Land Protection Division and operates under authority of the Oklahoma Solid Waste Management Act. SWMAC holds public hearings, reviews solid waste issues, and provides expertise about various solid waste issues. All solid waste rules and regulations must first be reviewed and approved by SWMAC before being recommended to EQB. Once approved by EQB, the rules proceed to the legislature and the governor for final approval. SWMAC is composed of ten members who represent specific areas of expertise as described by 27A O.S. 2-2-201(E). Two regular meetings of SWMAC were convened during the fiscal year. Revenue and spending reports for the previous year and budget report for the upcoming year were approved for the Electronic Waste, Solid Waste and Used Tire Recycling programs. Amendments were approved to Oklahoma Administrative Code 252:515, Management of Solid Waste, to clarify how to measure separation from ground water at construction and demolition landfills and to implement permitting exemptions for certain small-scale composting operations.

FY2024 Solid Waste Fees Budgeted and Expended

FY2025 Solid Waste Fees Budgeted

FY 2024 Income (receipts for 07/01/2023 - 06/30/2024) \$6,515,263.55

	FY 2024 Budget for Solid Waste Program	FY 2024 Expenditures	FY 2024 Remaining Encumbrances
Salaries and other Compensation Expenses	3,181,568	2,958,044	–
Travel Expenses	100,616	63,092	–
Administrative Expenses	189,145	199,000	–
Lab Equipment, Furniture & Building Construction & Air Monitoring Sites	9,000	28	–
Indirect Costs (FY 2023 rate is 29.47%)	937,608	871,736	–
Professional Services/Local Governments & Non-Profit Projects & Programs			
Environmental Education Technical/Professional Services	520,000	444,192	79,694
Local Governments Miscellaneous Projects	350,000	325,622	–
Community Based Environmental Protection	450,000	378,237	21,575
Projects to Implement County Plans	705,000	705,000	–
Total Budget for Contracts	2,025,000	1,853,056	101,269
TOTALS	\$6,407,937	\$5,944,955	\$101,269

	FY 2025 Budget for Solid Waste Program
Salaries and other Compensation Expenses	3,094,797
Travel Expenses	127,232
Administrative Expenses	275,350
Lab Equipment, Furniture & Building Construction & Air Monitoring Sites	5,000
Indirect Costs (FY 2024 rate is 29.47%, FY 2025 rate is 33.65%)	1,035,210
Professional Services/Local Governments & Non-Profit Projects & Programs	
Environmental Education Technical/Professional Services	520,000
Local Governments Miscellaneous Projects	350,000
Community Based Environmental Protection	450,000
Projects to Implement County Plans	705,000
Total Budget for Contracts	2,025,000
TOTALS	\$6,562,589

Our Mission:

To protect and improve public health and the environment in a manner that supports and advances a prosperous Oklahoma for current and future generations.

Employees of the Quarter and Year



Tory Smith
**1st QUARTER &
EMPLOYEE of the YEAR**



Lauren Predieri
2nd QUARTER



Brett Zielke
3rd QUARTER



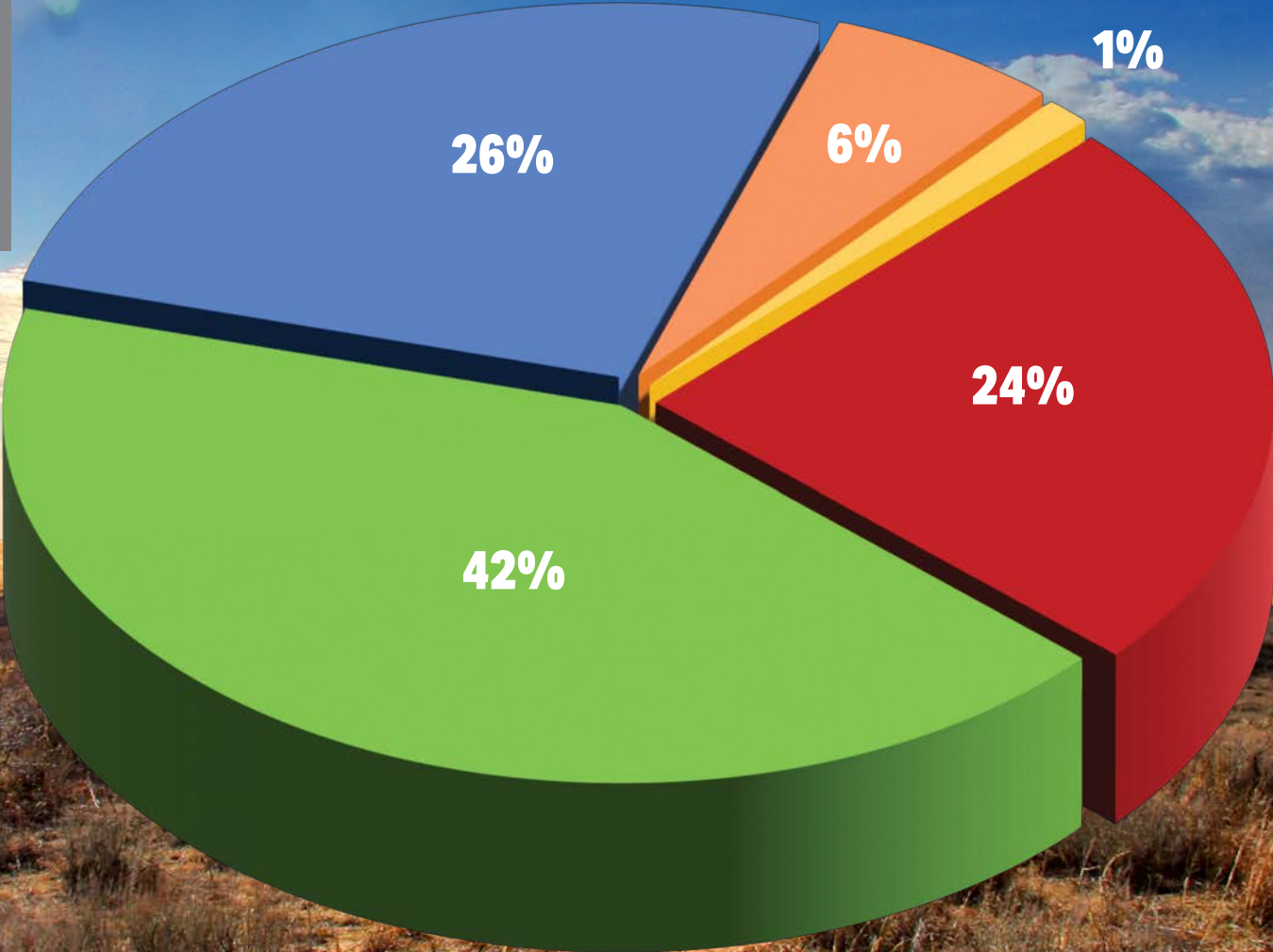
Joshua Kalfas
4th QUARTER

Organizational Chart



FY 2024 Agency Budget

- State Appropriations (General Revenue)
- Revolving Funds (Program Fees)
- Federal Funds (Grants)
- OSEE Federal Funds (Grants)
- VW Settlement Trust



Environmental Quality Report

For consideration and approval by the Environmental Quality Board on November 7, 2023

DEQ is required by statute to annually submit an “Environmental Quality Report” to the Governor, the President Pro Tempore of the Senate, and the Speaker of the House of Representatives. The purpose of the report is to summarize DEQ’s annual budget needs for providing the environmental services within its jurisdictional areas, new federal mandates, and state statutory or constitutional changes recommended by DEQ. The report must be reviewed and approved by EQB prior to its submittal to the Governor and legislative leaders.

ANNUAL BUDGET REQUEST¹

DEQ is slated to receive \$21,384,643 in state appropriated funding for current State Fiscal Year (SFY) 2024. This represents an increase of 5.2% from the SFY 2023 appropriation of \$20,322,643. DEQ, with the approval of EQB, is requesting a general revenue appropriation of \$37,376,686 for SFY 2025 which includes \$16 million to replace the DEQ parking garage. The specifics of this request are contained in Appendix A to this report.

DEQ’s total budget for SFY 2025 – including fee revenues and federal funds, which are also variable from year to year – is indeterminate as of the date of submittal of this report. The total DEQ budget for current SFY 2024 stands at just over \$100,000,000, comprised of approximately 20% state general revenue funding, 27% federal funding for DEQ, 7% federal funding for the Office of the Secretary of Energy and Environment, and 46% fee funding. Appendix B contains additional details. Should state or federal funding substantially decrease, DEQ would have to further reduce activities and/or secure additional fee funding.

¹ Because requests for state appropriations are due by October 1, the appropriation request information in this portion of the Environmental Quality Report was previously considered and approved by EQB at its September 7, 2023, meeting.

² The list of federal mandates is not exhaustive but covers recent or impending requirements or major developments that are among the most significant to the State and DEQ.

Federal Mandates²

AIR QUALITY DIVISION (AQD) AIR POLLUTION CONTROL

Ozone National Ambient Air Quality Standard

All of Oklahoma remains designated as attainment/unclassifiable for the 70 ppb 8-hour National Ambient Air Quality Standard (NAAQS) for ozone. The 2023 ozone season has been particularly challenging and it appears that the NAAQS, a 3-year average of the 4th highest 8-hour value, has been exceeded in both the Oklahoma City and Tulsa Metro Areas. EPA has recently begun a new review of the 70 ppb ozone standard. A proposed rule is not expected until at least 2025. It is not expected that EPA will designate any new areas until the review process is complete; however, it will be important to continue to reduce emissions of ozone precursors in the interim.

Particulate Matter National Ambient Air Quality Standard

EPA is currently in the process of completing its reconsideration of the 2020 particulate matter NAAQS. All of Oklahoma is currently designated as attainment/unclassifiable for both the PM₁₀ and PM_{2.5} NAAQS. In January 2023, EPA proposed to tighten the annual PM_{2.5} standard to between 9.0 and 10.0 µg/m³ and retain all other PM NAAQS. The final decision is expected in late 2023. Depending on the final standards selected and the timeframe used in the designation, Oklahoma may be in danger of exceeding a particulate matter NAAQS for the first time. The Oklahoma City Metro Area is in danger of exceeding the standard if it is set at 10.0 µg/m³ and the Tulsa Metro Area and Kay County are also in danger of exceeding the standard if it is set at 9.0 µg/m³.

Regional Haze

The goal of the 1999 EPA regional haze rule is to achieve natural visibility conditions at all designated Class 1 Areas by 2064. Oklahoma must have (and must periodically update) a long-term strategy for reducing visibility impairment at its Class 1 Area (Wichita Mountains Wilderness Area (WMWA)) as well as impacted Class 1 Areas in other states. The State Implementation Plan (SIP) for the Second Planning Period was due in July of 2021. This deadline was not met by a majority of states and EPA was aware of the delay. After a 30-day public comment period and public hearing, and after consultation with Federal Land Managers, Tribes, and EPA, Oklahoma submitted its SIP for the Second Planning Period to EPA on August 9, 2022. EPA Region 6 found Oklahoma’s SIP to be administratively complete and is now working on its technical review of the plan. DEQ anticipates additional dialogue with Region 6 throughout the review process.

Interstate Transport of Ozone Precursor Pollutants

The Clean Air Act includes a “good neighbor” or “interstate transport” provision that requires states to prohibit emissions that significantly contribute to NAAQS nonattainment or maintenance problems in downwind states. On October 25, 2018, Oklahoma submitted its interstate transport SIP for the 2015 ozone NAAQS to demonstrate that the state was meeting this obligation. On February 22, 2022, EPA proposed to disapprove Oklahoma’s interstate transport SIP and subsequently proposed a Federal Implementation Plan (FIP) on April 6, 2022, to address what EPA considered deficiencies in the interstate transport SIPs of 26 states, including Oklahoma. DEQ submitted comments on EPA’s proposed disapproval of Oklahoma’s interstate transport SIP as well as EPA’s proposed FIP on April 25, 2022, and June 21, 2022, respectively. EPA finalized its disapproval of Oklahoma’s Good Neighbor SIP

Environmental Quality Report (continued)

on February 13, 2023 and finalized the FIP on June 5, 2023. Subsequently, the Oklahoma Attorney General's Office filed a Petition for Review of the SIP disapproval on March 2, 2023 in the 10th Circuit Court of Appeals, followed by a Motion to Stay the disapproval on June 6, 2023. On July 27, 2023, the 10th Circuit granted Oklahoma's request for a Stay. EPA subsequently published an Interim Rule in the Federal Register on September 29, 2023, staying the effective date of the FIP pending the outcome of Oklahoma's petition. If Oklahoma does not prevail and the FIP is reinstated as finalized, Oklahoma electric utilities will have their ozone-season NOx trading allowances reduced by approximately 62% and new NOx emission limits will be placed on natural gas transmission compressor engines over 1,000 horsepower, cement kilns, glass plants, and some large boilers.

Oil & Natural Gas Methane Rules

EPA proposed a methane rule package for the oil and gas industry on November 15, 2021. The rulemaking package included both NSPS for new sources as well as Emission Guidelines (EG) for existing sources. The proposed rule has the potential to apply to numerous oil and gas sources, including some that have not previously been regulated by DEQ. DEQ submitted comments on EPA's proposal on January 31, 2022. EPA issued a supplemental rule proposal on December 6, 2022, that included further refinement of EPA's expectations and the text of the proposed rules. DEQ submitted comments on the supplemental rule proposal on February 13, 2023. A final rule is currently before the Office of Management and Budget (OMB). DEQ is concerned that, if finalized as proposed, Oklahoma could face an order of magnitude increase in affected sources. In addition, Oklahoma could face the possibility of a reduction in oil and gas employment within the state, which could disproportionately affect rural Oklahomans.

Power Plant Greenhouse Gas Rules

EPA proposed a greenhouse gas rule package for the power plant industry on May 23, 2023. The rulemaking package included both an NSPS for new sources and an EG for existing sources that would affect both coal-fired units and large combined-cycle natural gas turbines. The proposal relies on carbon capture and sequestration (CCS) and green hydrogen as the Best System of Emissions Reductions (BSER) for almost all affected units, with lead times extending years into the future to allow utilities time to come into compliance. DEQ met with affected utilities. Concerns were raised about whether the technology has been adequately proven effective at-scale, the timetable for installing the technology, as well as the potential costs that would be passed onto Oklahoma ratepayers. DEQ submitted comments on EPA's proposal on August 8, 2023. A final rule is expected in April 2024.

Annual Emissions Reporting Rule

EPA proposed a revision to the Annual Emissions Reporting Rule (AERR) on July 24, 2023. The proposed revision seeks to expand upon the required emissions reporting to include mobile emissions at point sources and Hazardous Air Pollutant (HAP) emissions at any source based on various thresholds. Some of the HAP thresholds are so low that this would have the effect of requiring annual reporting from unpermitted sources and sources registered under Permit By Rule. The HAP reporting burden would be placed directly on regulated industry through duplicative reporting unless the State chooses to request the authority to collect the data in lieu of EPA. In addition, EPA is shortening the timeframe for states to report emissions inventory data to EPA as well as requiring the reporting of additional data such as prescribed fire activity. DEQ is in the process of commenting on the proposal. A final rule is expected in 2024.

WATER QUALITY DIVISION (WQD) along with STATE ENVIRONMENTAL LABORATORY SERVICES DIVISION (SELS), ENVIRONMENTAL COMPLAINTS & LOCAL SERVICES DIVISION (ECLS), and LAND PROTECTION DIVISION (LPD)

WATER REUSE –

Water Reuse Action Plan (WRAP)

EPA began working on the WRAP, a non-regulatory initiative to advance water reuse across the country, in late 2018. EPA finalized the WRAP in February 2020. There has already been a significant amount of staff time spent working on this federal initiative, and it is expected that the workload will continue to increase. OWRB has begun work on an Oklahoma Water Reuse Action Plan (OWRAP) which is requiring additional work for DEQ staff. EPA is expected to unveil new initiatives under the WRAP in March 2024. This work is expected to continue to grow over the next few years.

DRINKING WATER-

Lead and Copper Rules

The initial compliance date for the Lead and Copper Rule Revision (LCRR) and requirement for Public Water Supply Systems to submit Lead Service Line inventories to DEQ is October 16, 2024. Soon after the LCRR became effective, EPA stated it will create additional requirements with the Lead and Copper Rule Improvements (LCRI). EPA has announced plans to finalize the LCRI prior to October 16, 2024. More recently, EPA has indicated that it anticipates a proposal for LCRI to be available for review by the end of 2023. This will result in increased workload for WQD immediately and ultimately for SELS when new sample schedules take effect. DEQ plans to file an extension for primacy with LCRR to combine LCRR and LCRI together in a single primacy package. A study by Cadmus, a national drinking water consulting firm, estimated that a medium-sized state primacy agency (Oklahoma's category) should anticipate adding 12-13 staff to fully implement the rule.

Environmental Quality Report (continued)

Bipartisan Infrastructure Law (BIL) and American Rescue Plan Act (ARPA)

In addition to the traditional Drinking Water State Revolving Fund (DWSRF) Base Program (\$7.177 million), three additional sources of funding are available for the next 4 years. These additional sources include general supplemental (\$30.6 million), Lead service line inventory/replacement (\$31.3 million), and emerging contaminants (\$11.1 million). These amounts are for FFY23 but should be similar for the next 3 years except for the base funding which has decreased each of the last 3 years due to congressionally directed spending. In addition to the DWSRF funding, there is an emerging contaminants grant for small or disadvantaged communities that has become available this year. The total funding available is \$20.8 million. This additional funding will create additional workload for application assistance, technical assistance, construction permitting and inspections.

Consumer Confidence Report Rule

The Consumer Confidence Report (CCR) Rule requires all community water systems to provide an annual report to customers regarding water quality. The WIIN Act increased the requirement from one per year to one every six months. EPA released the proposed Consumer Confidence Rule Revisions in April 2023. If finalized, EPA's proposal would:

Improve the readability, clarity, and understandability of water quality reports;

- Enhance risk communication;
- Encourage modern electronic delivery options;
- Clarify information regarding lead levels and efforts to reduce lead in drinking water;
- Provide translation for customers with limited English proficiency;

- Require reports be issued twice a year (for systems that serve 10,000 or more people); and
- Require states to submit compliance monitoring data to EPA

There will be increased workload for DEQ staff that prepare CCRs for most PWS systems in Oklahoma and the water systems that will be required to duplicate work. Also, the requirement to submit additional compliance monitoring data will require costly IT solutions to implement. EPA indicated that the rule should be finalized in March 2024.

Microbial and Disinfection By-Products (MDBP) Rules

EPA has announced a review of rules related to disinfection and the byproducts formed during the drinking water treatment process. EPA plans to provide a preliminary determination for updates to the rules listed below:

Surface Water Treatment Rule; Interim Enhanced Surface Water Treatment Rule; Long-Term 1 Enhanced Surface Water Treatment Rule; and Stage 1 and Stage 2 Disinfectant and Disinfection Byproducts Rules.

Staff and managers that are technical experts will continue to spend substantial time gaining an understanding of the EPA proposals and how they will impact PWS systems in Oklahoma. Once final regulatory decisions are made, DEQ staff (WQD, ECLS, and SELSD) will provide technical assistance to the regulated community. EPA originally announced the regulatory updates to be proposed in 2023, the schedule has been updated to draft regulations in late 2024.

Water System Restructuring Assessment Rule

A proposed Water System Restructuring Assessment Rule is expected by EPA towards the

end of 2024 and finalized in 2025. This rule will require mandatory restructuring (consolidation) assessments for systems with repeat violations and offer incentives such as prioritization for funding and enforcement or liability relief if a system agrees to restructure. There will be an increased workload for DEQ staff to comply with this new rule and may require lengthier enforcement cases.

WASTEWATER-

EPA Existing Effluent Limitation Guideline Review

EPA is expected to release new or updated Effluent Limitation Guidelines (ELGs) for PFAS Manufacturers, Concentrated Animal Feeding Operations, Steam Electric Power Generation, Coal-fired Power Plants, and Meat and Poultry Products. These changes have the potential to result in additional workload for WQD staff and more restrictive permit limits for the regulated community.

Tribal Water Quality Standards

EPA has proposed two separate rules related to management of water quality on Tribal lands. One would establish federal baseline Water Quality Standards for Indian Reservations, while the other would clarify how states and EPA engage with Tribes in the management of water quality. These proposed rules do not appear to provide the clarity on these complicated issues they claim to provide and will result in increased work on DEQ's part to understand and comment, as appropriate, as well as potentially increasing DEQ workload to implement, if finalized.

Environmental Quality Report (continued)

MISCELLANEOUS –

Per- and Polyfluoroalkyl Substances (PFAS)

EPA has proposed standards for drinking water with PFOA and PFOS at 4 parts per trillion (ppt), which corresponds to the current detection limit. Additionally, 4 other PFAS compounds will utilize a hazard index to calculate a Maximum Contaminant Level (MCL). The standards are expected to be finalized in early 2024. This will increase workload dramatically as technical assistance, enforcement, permitting, public education, and compliance determinations will all need to be increased to meet the requirement.

EPA has issued guidance to their Regional Offices to include monitoring and Best Management Practices (BMPs) for PFAS in stormwater general permits and in EPA issued NPDES individual discharge permits that also require extensive public notice if PFAS is detected. EPA has indicated that a memorandum will be issued to state programs to include these same conditions in state issued permits.

EPA has published the Unregulated Contaminant Monitoring Rule (UCMR) 5 which requires sampling by all community water systems for 29 PFAS compounds through 2025. SELSD has received TNI accreditation and successfully passed proficiency testing samples for all UCMR 5 drinking water test methods (EPA Methods 533, 537.1 & 200.7). The first UCMR 5 sample was analyzed and reported in June 2024. SELSD has purchased additional instrumentation and equipment to increase its analytical capacity in expectation of drinking water standards being promulgated for PFAS. Similarly, SELSD's Lab Accreditation staff continue to build knowledge and competency for PFAS testing to prepare for the potential need to accredit more labs based on the increased need for PFAS testing.

In April 2023, EPA issued an Advance Notice of Proposed Rulemaking requesting input related to potential future hazardous substance designations of PFAS under the Comprehensive Environmental

Response, Compensation, and Liability Act (CERCLA). This request for input and information follows EPA's September 2022 proposed rule to designate two PFAS – perfluorooctanoic acid (PFOA) and perfluorooctanesulfonic acid (PFOS), and their salts and structural isomers – as hazardous substances under CERCLA. When EPA publishes final rules listing PFAS as hazardous substances this will increase the workload for DEQ's remediation programs including potentially evaluating closed sites where these substances were not evaluated.

In 2024, it is anticipated that EPA will propose a new rule adding four PFAS chemicals as Resource Conservation and Recovery Act (RCRA) Hazardous Constituents under 40 C.F.R. Part 261, Appendix VIII. The four PFAS chemicals are: PFOA, PFOS, perfluorobutane sulfonic acid (PFBS); and GenX. Adding these chemicals as RCRA Hazardous Constituents would subject them to corrective action requirements and would be a necessary step for future work to regulate PFAS as a listed hazardous waste. EPA has also indicated its intent to clarify in regulations that the RCRA Corrective Action Program has the authority to require investigation and cleanup for wastes that meet the statutory definition of hazardous waste, which would clarify that emerging contaminants (such as PFAS) may be cleaned up through the RCRA corrective action process. If these changes become final, it would require additional work for DEQ as the authorized agency overseeing RCRA corrective action and permitting in Oklahoma.

LEGISLATIVE RECOMMENDATIONS

The following is proposed as possible DEQ “request” bills for the 2023 Oklahoma regular legislative session:

PFAS WASTE DISPOSAL AND LIABILITY

DEQ plans to request a bill that would address some issues related to PFAS disposal in Oklahoma and be designed, at a minimum, to: ensure manufacturers of PFAS compounds retain certain responsibility for improper disposal of PFAS waste (and are not able to simply pass all liability to the users and receivers); establish exemptions from liability for certain passive receivers of PFAS compounds and/or waste that provide essential public services; and establish a fee for the disposal of such waste.

VEHICLE OWNERSHIP

DEQ plans to request a bill that would allow the agency to own certain types of vehicles necessary for the agency to accomplish its statutory and regulatory responsibilities.

ACCESS AGREEMENTS

DEQ plans to request a bill that would allow the agency to enter into agreements, rights-of-way, easements, leases or any other forms of legal access to any private or public property from the owners thereof for the purposes of sampling, inspecting, investigation and/or remediation of pollution, damage to natural resources or the possible pollution of any air land or waters of the state or the environment.



Appendix A

Oklahoma Department of Environmental Quality Operations Funding Changes For the Fiscal Year Ending 6/30/2025

On-Going Requests	FY 2024 Appropriation	FY 2025 Requested Increase	FY 2025 Total Appropriation Request
State Environmental Laboratory Services	\$3,054,049	\$88,995	\$3,143,044
Environmental Complaints and Local Services	3,587,313	168,728	3,751,041
Water Quality Division	14,212,281	270,320	14,482,601
Subtotal On-Going Requests	\$20,853,643	\$523,043	\$21,376,686
One-Time Requests			
DEQ – Parking Garage Demolition	531,000	16,000,000	16,000,000
Total Requests	\$21,384,643	\$16,523,043	\$37,376,686

On-Going Requests

State Environmental Lab Services (SELS) requests **one (1) full-time employee (FTE)** to maintain capacity to support the Principal State Laboratory (PSL) functions. This would allow the laboratory to meet sample demand related to: the success of the Lead Testing in Schools & Childcare Drinking Water Program, the start of the Safe Drinking Water Act (SDWA) revised Lead and Copper Rule (LCRR), analysis of contaminants of emerging concern, the promulgation of new regulations and testing technologies, participation in the fifth Unregulated Contaminant Monitory Rule (UCMR5) including per- and polyfluoroalkyl substances (PFAS) testing, and deployment of SELSD’s new mobile laboratory to increase emergency response and technical assistance capabilities. This additional funding would increase laboratory capacity, resulting in improved effectiveness of various Divisional programs. In addition, it will result in higher sample loads and a modernized scope of testing, resulting in higher

revenue and a more self-supported Divisional budget. Lastly, it will result in cost savings to Public Water Systems that are able to complete remedial work in advance of LCRR implementation and lower administrative cost of issuing Notice of Violations (NOVs). **[\$88,995]**

Environmental Complaints and Local Services (ECLS) requests **two (2) full-time employees (FTE)**. ECLS operates with a total of 58 field staff; the current workload of the division requires 67 field staff to perform the required tasks and provide quality service to the citizens of Oklahoma. The increasing workload is not sustainable at current staffing levels. An increase in field staff will allow ECLS to provide appropriate program oversight, while also assisting Water Quality Division meet their goals related to several public drinking water programs such as lead in schools and lead service line inventory. Additional staff will provide technical assistance to small rural water and wastewater facilities as well as assisting them with applying for funding such as the Rural

Infrastructure Grant (RIG) or Bipartisan Infrastructure Law (BIL) funds. The number of requested on-site services related to the installation and repair of septic systems remains near record levels. **[\$163,728]**

Water Quality Division (WQD) requests **three (3) full-time employees (FTE)**. The Oklahoma Water Quality Standards (WQS) program was transferred to DEQ from the OWRB. House Bill 3824 and Senate Bill 1325 (February – May 2021 Session) contained no funding for implementation. DEQ will use the funding to implement WQS and WQS Variances as appropriate as required by the statutory change. DEQ used existing staff in multiple divisions to assist with the needed rule making for this program. EPA has informed DEQ of program deficiencies that were not addressed by OWRB prior to the transfer. Additionally, the regulated community is requesting changes on a routine basis. **[\$270,320]**

One-Time Request

DEQ Parking Garage: DEQ is responsible for the maintenance of agency owned facilities, which includes a parking garage and surface lot for customer and employee parking. Due to legislative sweeps totaling \$33 million, we no longer have the funds to complete the replacement of the rapidly deteriorating parking garage. The garage has reached a critical point where we have had to close floors five and six due to a punch-through and falling concrete. Additionally, the parking garage has a total of 324 spaces; we have had to close 170 or 52% of the parking spaces throughout the garage due to concerns of falling concrete and potentially additional punch-through holes. This request is urgent and cannot be further delayed as it has reached the point that the agency has made the decision to demolish due to on-going safety concerns. The agency has had to locate additional parking to relocate displaced employees. The surrounding area has very few options for parking and DEQ is unable to locate enough parking to accommodate our entire staff therefore we are forced to implement increased teleworking due to availability of parking spaces. **[\$16,000,000]**

Appendix B

FY2024 Budget

EXPENSES	Budget
Salaries and other Compensation Expenses	53,935,429
Professional Services	29,321,640
Travel Expenses	946,620
Administrative Expenses	8,116,306
Lab Equipment, Furniture and Building Construction and Air Monitoring Sites	2,970,925
Local Governments and Non-Profit Projects and Programs	25,459,416
TOTAL EXPENSES	\$120,750,335

FUNDING SOURCES		Budget
19211	General Appropriations	531,000
19311	Appropriations Carryover	8,075,969
19401	General Appropriations	20,853,643
20000	Revolving Fund	49,359,110
21000	Environmental Education Fund	20,000
22000	Hazardous Waste Penalty Fund	388,927
22500	Certificate Fund	862,450
40000	Federal Funds	31,625,983
40300	Brownfields Revolving Loan Fund	70,000
40500	Environmental Settlement Fund (Federal)	1,459,969
41000	Water Management Federal Fund	7,503,285
TOTAL FUNDING SOURCES		\$120,750,335

FY2023 Budget

EXPENSES	Budget
Salaries and other Compensation Expenses	50,609,543
Professional Services	27,287,791
Travel Expenses	921,587
Administrative Expenses	7,515,941
Lab Equipment, Furniture and Building Construction and Air Monitoring Sites	2,331,775
Local Governments and Non-Profit Projects and Programs	20,643,767
TOTAL EXPENSES	\$109,310,405

FUNDING SOURCES		Budget
19211	Appropriations Carryover	290,000
19301	General Appropriations	20,322,643
20000	Revolving Fund	43,359,392
21000	Environmental Education Fund	–
22000	Hazardous Waste Penalty Fund	127,508
22500	Certificate Fund	6,182,853
40000	Federal Funds	29,188,066
40300	Brownfields Revolving Loan Fund	–
40500	Environmental Settlement Fund (Federal)	2,336,657
41000	Water Management Federal Fund	7,503,285
TOTAL FUNDING SOURCES		\$109,310,405

Agency Statistics

Air Quality Division

Air Quality Division					
Ambient Monitoring	QTR 1	QTR 2	QTR 3	QTR 4	TOTAL
Continuous Monitoring Systems	44	44	44	44	Not Cumulative
Non-continuous Stations	8	8	8	8	
Toxics Stations	8	8	8	8	

Number of Air Samples Collected (continuously/hourly)					
Ozone	27,445	21,149	13,424	26,260	88,278
Sulfur Oxides	10,975	12,729	12,945	12,959	49,608
Total Oxides of Nitrogen	5,696	6,460	6,393	5,182	23,731
Nitrogen Dioxide-NO2	5,696	6,460	6,393	5,182	23,731
Nitrogen Oxides-NO	5,696	6,460	6,393	5,182	23,731
Carbon Monoxide	5,636	8,090	6,473	6,017	26,216
PM-10	1,270	1,305	2,172	2,161	6,908
PM-2.5	11,530	11,974	13,000	10,665	47,169

Special Purpose					
Ozone	7,802	4,519	2,930	8,516	23,767
NOy	2,164	1,972	2,116	2,155	8,407
PM10	19,867	19,003	17,307	20,895	77,072
PM2.5	9,607	9,730	8,656	10,512	38,505
Black Carbon	1,697	2,200	2,176	2,043	8,116
H2S	1,705	5,110	4,327	4,332	15,474
Special Purpose Totals	42,892	42,584	37,562	48,502	171,540

Number of Air Samples Collected (non-continuous/daily)					
PM-10	58	58	54	57	227
PM-2.5	97	115	116	114	442
PM-Coarse	50	50	50	49	199
Toxics	139	180	190	180	689
Lead	23	24	25	22	94

Compliance					
Number of days when ozone was within the 8-hour NAAQS	87	92	91	91	361
Number of total monitors	66	66	66	66	264
Total number of monitors demonstrating compliance	66	66	66	66	264

Excess Emissions Monitoring					
Excess Emissions Reports	190	168	165	108	631

Emissions Inventory					
Billings					
Companies with Major Facilities	114	0	0	0	114

Emissions Inventory (continued)					
Billings (continued)	QTR 1	QTR 2	QTR 3	QTR 4	TOTAL
Companies with Major and Minor Facilities	57	0	0	0	57
Companies with Minor Facilities	458	1	0	0	459

Inventories Received					
Companies	10	5	653	267	935
Facilities	17	9	8,276	6,477	14,779

Air Enforcement					
Notices of Violation	0	0	0	0	0
Formal Actions	11	7	13	11	42
Level III Violation Letters	6	2	7	4	19
Alternate Enforcement Letters	58	38	58	37	191
Self Disclosures Received	24	20	35	44	123
Asbestos Actions	3	0	0	0	3
Fines Paid (in thousands of dollars)	88	72	87	68	315
SEP Dollars (in thousands)	0	0	0	0	0
Total Number of SEPs	0	0	0	0	0
Reductions in Tons of Emissions from Enforcement Actions	2,513	0	375	24	2,912
Complaints Resolved within 90 Days	3	4	13	5	25
Complaints Unresolved, but still within 90-day deadline	9	17	5	1	32
Total Complaints	12	21	18	6	57
Total Facilities in significant Non-compliance*	21	30	29	22	102
New Facilities in significant Non-compliance	6	6	6	0	18

Air Inspections					
Monitoring Inspections (from ECLS)	0	0	0	0	0
On-Site Compliance Evaluations	94	92	93	124	403
Off-Site Compliance Evaluations	27	14	23	7	71
Asbestos Inspections	120	110	122	142	494
Stack Tests Observed	1	2	3	9	15
Stack Tests Reviewed	474	267	456	423	1,620

Lead Based Paint					
Lead Based Paint Certifications					
Inspector	0	0	0	6	6
Risk Assessor	2	0	0	75	77
Abatement Worker	0	0	0	21	21

Air Quality Division (continued)

Lead Based Paint (continued)					
Lead Based Paint Certification (continued)	QTR 1	QTR 2	QTR 3	QTR 4	TOTAL
Supervisor	2	1	0	35	38
Project Designer	0	0	0	0	0
Firm	4	0	0	53	57
Lead Based Paint Compliance Inspections	19	12	6	13	50
Lead Based Paint Enforcement Actions	0	0	0	0	0
LBP Enforcement Actions resulting in LBP contractor returning to substantial compliance with program requirements	0	0	0	0	0

Lead Based Paint Outreach					
Events	0	0	2	0	2
Participants	0	0	55,471	0	55,471

Air Quality Permitting					
Construction Applications/Permits Issued					
Minor Received	89	71	56	83	299
Minor Issued	81	76	61	80	298
Major Received	5	4	13	2	24
Major Issued	4	6	18	1	29
PSD Received	2	0	0	2	4
PSD Issued	0	1	0	2	3

Operating Applications/Permits Issued					
Minor Received	215	161	184	409	969
Minor Issued	195	122	230	469	1,016
Major Received	17	16	33	24	90
Major Issued	19	22	36	13	90
PSD Received	0	0	0	0	0
PSD Issued	0	0	0	0	0
Title V Initials and Modifications Received	1	1	3	2	7
Title V Initials and Modifications Issued	0	1	2	1	4
Title V Renewals and Modifications Received	16	15	30	22	83
Title V Renewals and Modifications Issued	19	21	34	12	86
Acid Rain Received	1	0	0	7	8
Acid Rain Issued	0	0	0	0	0
Relocation Received	2	4	1	4	11
Relocation Issued	4	2	3	3	12
Applications Withdrawn	6	5	7	17	35
Title V Initial and Renewal Modifications Issued - Total	9	10	17	7	43

Air Quality Permitting (continued)					
Operating Applications/Permits Issued (continued)	QTR 1	QTR 2	QTR 3	QTR 4	TOTAL
Title V Initial and Renewal Modifications Issued - Significant	2	1	0	0	3
Applicability Determination Received	5	4	8	8	25
Applicability Determination Issued	5	5	6	3	19
Permits Denied	0	0	0	0	0
Total Applications Received	336	260	295	539	1,430
Total Permits Issued	308	234	354	571	1,467
Minor Permits Issued > 90 Day Goal	54	43	82	65	244
Tests Observed	0	0	0	0	0
Performance Inspections	0	2	0	1	3
Permit Protest Hearings	1	0	0	0	1
Number of PSD Modeling Analysis Conducted	3	2	1	3	9
Number of Title V Air Permits Passing Federal Review	19	12	29	15	75

Public Information and Education					
Ozone Watches and Alerts					
Oklahoma City	9	0	0	3	12
Tulsa	7	0	0	2	9
Lawton	3	0	0	0	3
Rural Oklahoma	0	0	0	0	0
AQ Health Advisories	32	1	3	11	47

Environmental Education					
Events					
Conference Presentations	1	1	3	4	9
Conference Displays	1	0	0	0	1
Community Wide Events	0	1	0	0	1
Education Presentations					
K-12	0	0	0	0	0
University	0	0	1	1	2
Community/Adult	0	0	0	0	0
Contacts	200	5,260	643	1,113	7,216

Quality Assurance					
Audits					
Continuous	53	42	46	51	192
Non-Continuous	16	17	17	17	67
Interlab	10	4	6	4	24
Data Validation	326	338	386	426	1,476
Standards Certified	149	129	134	152	564
Filter Checks	111	43	84	96	334
Precision Tests	436	432	388	446	1,702

Environmental Complaints and Local Services Division

Environmental Complaints and Local Services					
Complaint Statistics	QTR 1	QTR 2	QTR 3	QTR 4	TOTAL
Total Spills/Complaints Received	937	884	1,051	1,119	3,991
Spills/Complaints Referred to Other Agencies	63	71	58	92	284
Total DEQ Spills/Complaints Received	874	813	993	1,027	3,707
Spills Received	73	60	76	85	294
Complaints Received	801	753	917	942	3,413
Publicly-Owned Wastewater Facility & Lines	49	16	35	66	166
Private Wastewater Service Lines	41	29	28	37	135
Public Water Supply	98	54	78	76	306
Fish Kills	26	4	5	22	57
Harmful Algal Bloom/Blue Green Algae	0	0	0	0	0
Unpermitted Discharge	22	30	54	68	174
Industrial Stormwater	1	1	1	0	3
Industrial Wastewater Treatment	1	3	1	0	5
Medical Marijuana - IWW	1	3	0	2	6
Fugitive Dust	35	30	37	53	155
Air Facilities Emissions	17	17	21	3	58
Odors	32	35	69	27	163
NESHAP Violations	5	2	2	1	10
Lead Based Paint	0	0	0	0	0
Solid Waste Car Wash Sludge	0	0	0	0	0
Solid Waste Transfer Station	0	1	1	0	2
Solid Waste Landfill Operation	1	1	4	0	6
Tires	5	8	6	5	24
Hazardous Waste Facility Operation	0	0	0	0	0
Hazardous Waste Improper Disposal	1	1	0	0	2
Radiation	1	1	0	0	2
Underground Injection Control	0	0	0	0	0
Total Retention Lagoon - lagoon, collection & land application	2	8	7	4	21
On-site Sewage	108	124	164	147	543
Improperly installed on-site sewage system (certified installation)	5	7	6	9	27
Improperly installed on-site sewage system (non-certified installation)	33	37	20	29	119
Aerobic system maintenance (system installed 2 years or less)	1	0	0	1	2
Malfunctioning aerobic system	39	27	44	38	148
Private Water Supply	8	8	5	7	28
Open Burning	75	121	92	114	402
Unpermitted Disposal of Solid Waste	149	180	193	179	701
Septage Pumpers and Haulers	3	3	2	2	10
Construction Stormwater-permit or discharge	40	32	40	46	158
Minor Water Supplies	2	0	1	0	3
Self-reported Spill/Release – Highway Remediation	0	1	1	0	2
Disaster Response					
Debris Disposal Sites Registered - 70 New Sites					259
FOIA Searches					1,078

Inspections					
Air Inspections	QTR 1	QTR 2	QTR 3	QTR 4	TOTAL
Monitoring Inspections	0	0	0	0	0
Waste Management – Solid Waste Inspections					
Monitoring Inspections	35	9	12	5	61
Water Quality					
Public Water Supply					
Monitoring Inspections	281	381	223	83	968
Minor Water Systems	88	108	158	72	426
Municipal Wastewater					
Monitoring Inspections	79	76	61	27	243
Total Retention Lagoons					
Monitoring Inspections	92	108	72	64	336
Industrial Wastewater					
Monitoring Inspections	74	91	84	52	301
Stormwater					
NOT Inspections	1,347	351	179	254	2,131
Active Permit Inspections	224	40	50	59	373
No Exposure Inspections	65	23	6	15	109
Septage Pumpers and Haulers Inspections					
Inspections	20	41	207	27	295
Total # of Inspections					5,243
Enforcement Administration					
Enforcement Actions - Unpermitted Activities					
Notices of Violation					
Open Burning	1	7	0	3	11
Open Dumping	4	6	3	6	19
Fugitive Dust	2	1	1	0	4
Surfacing Sewage	3	3	1	2	9
Minor Water System	0	0	1	0	1
Certified Installers	1	3	2	3	9
Non-Certified Installers	9	4	5	4	22
Septage Pumpers and Haulers	1	0	0	0	1
Total Retention Lagoons	1	0	3	2	6
Highway Spill Remediation	0	1	1	1	3
Certified Soil Profilers	1	0	0	0	1
Stormwater – Construction	5	1	3	4	13
Total					99
Formal Actions					
Open Burning	0	0	1	1	2
Open Dumping	3	5	12	18	38
Fugitive Dust	1	0	0	2	3
Surfacing Sewage	19	9	5	26	59
Certified Installers	0	0	0	5	5
Non-Certified Installers	3	0	3	6	12
Septage Pumpers and Haulers	1	0	0	0	1
Total Retention Lagoons	1	2	7	0	10

Environmental Complaints and Local Services Division (continued)

*At the time of submittal, the annual report included an error in the amount of fines collected. That information was corrected on 1/30/25.

Enforcement Administration (continued)					
Formal Actions (continued)	QTR 1	QTR 2	QTR 3	QTR 4	TOTAL
Highway Spill Remediation	1	1	0	0	2
Minor Water System	0	0	0	0	0
Certified Soil Profilers	0	0	0	0	0
Stormwater – Construction	1	3	2	1	7
Total					139

Fines Paid					
Open Burning	\$0	\$0	\$2,000	\$0	\$2,000
Open Dumping	\$0	\$3,000	\$0	\$0	\$3,000
Fugitive Dust	\$4,000	\$0	\$0	\$0	\$4,000
Surfacing Sewage	\$0	\$3,900	\$0	\$0	\$3,900
Certified Installers	\$0	\$0	\$0	\$3,000	\$3,000
Non-Certified Installers	\$0	\$0	\$0	\$975	\$975
Highway Spill Remediation	\$2,000	\$0	\$0	\$0	\$2,000
Septage Pumps and Haulers	\$750	\$0	\$1,600	\$0	\$2,350
Total Retention Lagoons	\$13,650	\$2,565.50	\$5,525	\$0	\$21,740.50
Certified Soil Profilers	\$0	\$0	\$0	\$0	\$0
Stormwater – Construction	\$3,500	\$5,000	\$0	\$0	\$8,500
Total					\$51,464.50

Permit Administration					
ECLS Requested Services					
Private Sewage					
Soil Tests	74	57	73	90	294
Existing System Inspections	17	9	10	10	46
Authorizations Issued	2,330	2,068	2,022	2,118	8,538
Alternative System Permits Issued	10	14	13	8	45
Septage Pumps and Haulers					
Septage Pumper Licenses Issued	13	14	210	15	252
Highway Remediation					
Highway Remediation Licenses issued	1	21	5	2	29

Water Quality					
Storm Water – Construction					
Authorizations Issued	732	319	273	317	1,641
Authorizations Terminated	334	364	148	200	1,046
Storm Water-Industrial					
Authorizations Issued	137	113	41	33	324
Authorizations Terminated	27	31	14	5	77

Permit Administration (continued)					
Water Quality (continued)	QTR 1	QTR 2	QTR 3	QTR 4	TOTAL
Minor Water					
Authorizations to Construct	3	8	6	13	30
Total Number of Permits/Licenses					12,322
Technical Assistance					
Air Quality	3	4	2	4	13
BGA	1	0	0	1	2
DWSRF	0	0	0	2	2
Fish Kills	0	1	1	1	3
Hazardous Waste	5	3	3	4	15
Industrial WW	4	2	4	2	12
Solid Waste	14	6	9	6	35
Minor Water	7	4	2	2	15
Onsite Sewage	134	156	146	75	511
Private Water	18	6	10	12	46
Promote Soil Profile	42	27	18	20	107
Public Water Supply	25	24	31	18	98
Septage Hauler and Transporter	1	5	6	1	13
Social Justice	0	0	1	0	1
Spill	0	0	2	1	3
Stormwater	11	8	11	6	36
Tires	0	0	0	0	0
Total Retention Lagoon	11	14	22	11	58
Water Pollution Control	9	4	7	1	21
Total					991

Individual Water Well Evaluation					
Requested Services					
Private Water					
Water Well Inspections	3	0	1	1	5

Operator Certification					
On-Site System Installer Certification					
Renewal Training Attendees	160	172	57	3	392

New Certification Examinations					
Sub-Surface Examinations	5	3	4	10	22
Lagoon Examinations	1	0	0	0	1
Aerobic Spray Examinations	16	1	10	4	31
Aerobic Drip Examinations	0	2	2	0	4
Low Pressure Dosing Examinations	0	0	0	0	0

Soil Profiler Certification					
Renewal Training Attendees					
Renewal Training Attendees	76	12	3	0	91
New Certifications	0	1	1	3	5

Executive Offices

Office of Business and Regulatory Affairs					
AskDEQ	QTR 1	QTR 2	QTR 3	QTR 4	TOTAL
Toll-free Number Contacts	329	292	313	364	1,298
Emails Received	156	117	153	157	583
Email Surveys Sent	149	112	144	122	527
Survey Response Rate	17/11.41%	14/12.5%	16/11.11%	16/13.11%	63/11.95%
Outreach					
Presentations, Conferences, Meetings, Social Media	4	5	5	2	16
Clean Vessel Act Grant/Clean Marina Program					
Presentations, Conferences, Meetings, Social Media	6	4	5	1	16
CVA Grants Awarded	1	4	1	0	6
CVA Grants Dollars Awarded	\$40,412.03	\$270,883.65	\$13,973.51	\$0	\$325,269.19
Marina SAVs	2	4	1	0	7
Clean Marina Program Completion	5	2	1	0	8
Office of Communications and Education					
Graphics and Publications					
Designs/Illustrations/Graphics Produced	246	338	260	215	1,059
Publications/Brochures/Fact Sheets Produced	69	66	76	87	298
Videos Produced	8	4	5	10	27
Oklahoma Green Schools					
Registered Schools	39	7	14	1	61
Students Impacted	4,551	1,338	1,432	300	7,621
Office of Continuous Improvement					
LEAN Initiatives					
Total Lean Training Events Held					23
Number of DEQ Staff Trained in Lean Practices	42	73	57	146	318
Environmental Impact Reviews					
Environmental Impact Reviews	98	149	132	127	506

Land Protection Division

Land Protection Division					
Council/Rulemaking Meetings					
Council Meetings	QTR 1	QTR 2	QTR 3	QTR 4	TOTAL
HWMAC Meetings/Rulemaking Hearings	0	1	0	0	1
RMAC Meetings/Rulemaking Hearings	0	0	1	0	1
SWMAC Meetings/Rulemaking Hearings	1	0	1	0	2
Total					4
Permit Administration					
Public Meetings for Permitting	0	1	1	0	2
Hazardous Waste					
Permit applications/plans received	58	77	62	53	250
Permit applications/plans approved	50	73	61	52	236
Permit Protest Hearings	0	0	0	0	0
Permits approved within timelines	48	72	61	52	233
Percent of sites on the GPPRA 2030 list at which site-wide corrective action construction is complete	77%	77%	77%	77%	77%
Radiation					
License applications/amendments received	72	77	91	70	310
License applications/amendments issued	71	94	90	97	352
Licenses issued within timelines	71	94	90	97	352
Solid Waste					
Permit applications/plans received	124	159	204	177	664
Permit applications/plans approved	117	143	173	223	656
Permit Protest Hearings	0	0	0	0	0
Permits approved within timelines	117	143	173	222	655
UIC					
Permit applications/plans received	10	9	13	18	50
Permit applications/plans approved	13	9	9	18	49
Permit Protest Hearings	0	0	0	0	0
Permits approved within timelines	13	9	9	18	49
Percent of Permits/Licenses Approved Within Timelines					99.8%
Citizen & Local Government Outreach					
Citizen Outreach - Mercury & School Chemical Disposal					
Households from which mercury was collected for recycling	5	8	6	9	28
Schools provided assistance with chemical disposal	5	6	6	5	22
Citizen Outreach - Radon					
Radon test kits requested by homeowners and schools					1176
Citizen Outreach - Radiation Surveys					
Radiation surveys performed	8	0	16	24	48

Citizen Outreach - Industrial Radiography					
Applications processed for Industrial Radiography exams	50	61	62	61	234
Industrial Radiography exams passed	55	22	25	34	136
Number of Industrial Radiography Certification Cards issued	44	19	15	20	98
Local Government Outreach					
Local governments assisted with trash dump clean up and improved recycling programs					37
Communities & non-profits assisted with Brownfield funding	35	28	33	30	126
Dollar amount of solid waste fees reinvested in local projects					\$2,162,051
Land Restoration					
Brownfields					
Phase I/II Targeted Site Assessments	0	0	1	2	3
Sites cleaned up using Brownfield Revolving Loan Funds	1	1	0	0	2
Brownfield Certificates issued	2	0	0	0	2
Superfund					
Preliminary assessments and site inspections completed	2	1	2	1	6
Number of Superfund 5-Year Reviews completed	0	1	0	1	2
Active NPL sites					17
NPL sites in state-lead operations and maintenance					6
Removals conducted by DEQ					0
Removals conducted by EPA with DEQ assistance					1
DOD facilities going through the CERCLA process					14
Voluntary Clean-Up Program					
Contaminated sites in the VCP	99	102	101	100	Non Cumulative
Contaminated sites cleaned up under the VCP	1	0	1	1	3
Governmental Entities					
Governmental entities assisted with restoration of damaged lands	0	0	2	0	2
Waste Tires					
Community-wide collection events held	6	8	14	14	42
Tires diverted from illegal dumping through community-wide collection events	15,734	41,173	52,912	84,702	194,521
Illegal tire dumps remediated	16	16	14	29	75
Abandoned tires remediated from illegal dumps	31,043	3,861	23,313	20,346	78,563
Tar Creek					
Tons of chat from the Tar Creek Superfund Site marketed	0	0	0	0	0
Tons of chat from the Tar Creek Superfund Site disposed	28,885.76	12,968.69	4,738.02	8,478.75	55,071.22

Land Protection Division (continued)

SCAP	QTR 1	QTR 2	QTR 3	QTR 4	TOTAL
Number of National Guard armories, orphan sites, and publically owned properties remediated and available for reuse	1	0	0	3	4
All Programs					
Total acres of land cleaned up or restored to beneficial reuse	184.09				
Complaints					
Complaints referred to LPD	8	9	21	11	49
LPD complaints resolved	15	15	28	9	67
LPD complaints resolved within 90 days or approved extension	15	15	28	9	67
Percent of Complaints Resolved Within 90 Days or Approved Extension	100%	100%	100%	100%	100%
Inspection Programs					
Hazardous Waste					
Inspections at Oklahoma hazardous waste generators, transporters, & non-commercial disposal facilities	14	15	23	13	65
Hazardous waste inspections at Oklahoma military facilities	3	0	0	2	5
Inspections at Oklahoma commercial hazardous waste disposal facilities	3	0	0	2	5
Groundwater monitoring evaluations at hazardous waste disposal facilities (CME & OAM)	0	1	0	3	4
Radiation					
Inspections at Oklahoma licensees	35	12	14	30	91
Solid Waste					
Inspections at Oklahoma permitted solid waste management facilities	62	46	56	101	265
Non-hazardous Industrial Waste					
NHIW certifications reviewed	345	392	417	438	1,592
UIC					
Inspections at permitted Oklahoma UIC wells	6	0	6	0	12
Used Tires					
Inspections of tire dealers and motor license agents	30	10	15	31	86
Inspections at permitted Oklahoma used tire processors	10	10	10	10	40
Performance Measures					
LPD Key Performance Measure 1: Total number of compliance inspections performed.	163	94	124	192	573
LPD Key Performance Measure 2: Percentage of permitted waste management facilities (solid waste and hazardous waste) in substantial compliance (no Level I violations)	96.39%	96.39%	93.53%	92.35%	
Enforcement Administration					
Hazardous Waste					
Notices to Comply issued	4	8	2	4	18

Enforcement Administration (continued)					
Hazardous Waste (continued)	QTR 1	QTR 2	QTR 3	QTR 4	TOTAL
Notices of Violation issued	5	1	1	0	7
Orders issued	1	0	3	3	7
Facilities in significant non-compliance	5	6	5	5	Non Cumulative
Dollar amount of fines paid	\$0	\$410,591.44	\$79,604	\$129,400	\$619,595.44
Supplemental Environmental Projects	0	0	0	0	0
Dollar amount of Supplemental Environmental Projects	\$0	\$0	0	\$0	\$0
Radiation					
Notices of Violation issued	2	0	0	3	5
Orders issued	0	0	0	0	0
Dollar amount of fines paid	\$0	\$0	\$0	\$0	\$0
Supplemental Environmental Projects	0	0	0	0	0
Dollar amount of Supplemental Environmental Projects	\$0	\$0	\$0	\$0	\$0
Solid Waste					
Notices of Violation issued	5	3	11	0	19
Orders issued	3	1	1	2	7
Dollar amount of fines paid	\$0	\$3,422.51	\$0	\$11,336	\$14,758.51
Supplemental Environmental Projects	0	0	0	0	0
Dollar amount of Supplemental Environmental Projects	\$0	\$0	\$0	\$0	\$0
UIC					
Notices of Violation issued	0	0	0	2	2
Orders issued	0	2	0	0	2
Dollar amount of fines paid	\$0	\$0	\$0	\$0	\$0
Supplemental Environmental Projects	0	0	0	0	0
Dollar amount of Supplemental Environmental Projects	\$0	\$0	\$0	\$0	\$0
Used Tires					
Notices of Violation issued	0	3	0	0	3
Orders issued	0	1	0	1	2
Dollar amount of fines paid	\$0	\$0	\$0	\$0	\$0
Supplemental Environmental Projects	0	0	0	0	0
Dollar amount of Supplemental Environmental Projects	\$0	\$0	\$0	\$0	\$0
Total Enforcement Actions					
					72
Total Fines					\$634,353.95
Total SEPs					0
Total SEP \$					\$0
Sara Title III					
Community Right to Know (EPCRA)					
Tier 2 Reports Filed	379	298	43,520	606	44,803
Toxic Release Reports Filed	394	0	0	0	394
Industry Request for Guidance	577	522	4,640	1,188	6,927
CAMEO/Submit Instruction/Presentations	5	8	18	12	43
LEPC Meetings Attended	8	5	6	4	23
EPA Inspections Attended	0	0	0	6	6

State Environmental Laboratory Services Division

State Environmental Laboratory Services Division	
Workload and Customer Support	
Laboratory Tests Performed (by customer)	
SDWA	26,502
OWRB	12,843
Private	7,792
Lab Priority	641
DEQ	2,320
Contractual	2,356
PDES	449
SELS	1,469
Total	54,372
Proficiency Testing	
Double Blind Studies	21
Tests Performed	218
Analyte Determinations	1,017
Overall Success Rate	98.8%
Customer Support	
Board and Council Meetings	7
Technical Assistance Events	239
Targeted Outreach Events	4
Lab Tours	3
Social Media Posts	1
New/Updated Online Services	0
Sample Kits Provided	
Sample Collection Events	1491
Fish Consumption Advisories Reviewed	0
Fish Consumption Advisories Issued	0
Fish Consumption Advisories Added	0
New Programs	0
New Rules	0
Staffing, Training, and Competency	
Full Time Employees	52
Turnover	12
New Hires	9

Staffing, Training, and Competency (continued)	
Current Vacancies	3
Average Experience of Staff (years)	~8.11
Lean Training Events	19
Lean Projects	1
Ethics Training Events	3
Documented Staff Trainings	1,492
Professional Meetings and Conferences	90
Demonstrations of Capabilities (DOC)	39
Laboratory Scope and Capacity	
Testing Methods in Production	79
New Methods Developed	1
Technologies in Production	0
New Technologies Implemented	0
LIMS Enhancements	5
New Certifications/Accreditations	0
New/Replacement Instruments	2
New/Replacement Equipment	1
Overall Replacement Cost (all assets)	\$6,800,000
Overall Lab Capacity	
Quality System	
Procedures Reviewed and Revised or Issued	167
External Audits	1
Internal Audits	2
Process Improvements Opened	28
Process Improvements Closed	17
Customer Feedback received	4
Complaints received	0
New areas of accreditation	0
Laboratory Accreditation Program	
Applications received	115
OnSite Assessments	9
Virtual Assessments	0
Certifications Issued	166
Number of withdrawals or revocations	8

Water Quality Division

Water Quality Division					
TMDL DEVELOPMENT					
TMDL	QTR 1	QTR 2	QTR 3	QTR 4	TOTAL
TMDLs Started	0	24	37	0	61
TMDLs Completed	0	0	22	7	29
208 Plan	1	0	0	1	2
Data Management					
Groundwater					
Sites With GPS Correction	0	0	0	0	0
Enforcement Administration					
Public Water Supply					
Boil Advisories	1	0	1	1	3
Notices of Violation	69	67	59	70	265
Consent / Final Orders	16	16	9	12	53
Fines Paid	\$16,072	\$21,916	\$11,257	\$14,010	\$63,255
Supplemental Environmental Projects	0	0	0	0	0
TOTAL number of SEPs	0	0	0	0	0
Municipal Wastewater					
Notices of Violation	37	21	31	37	126
Consent / Final Orders	10	14	12	36	72
Fines Paid	\$79,210	\$21,049	\$138,625	\$166,791	\$405,675
Supplemental Environmental Projects	0	0	0	0	0
TOTAL number of SEPs	0	0	0	0	0
Industrial Wastewater					
Notices of Violation	10	13	9	11	43
Consent / Final Orders	4	3	2	2	11
Fines Paid	\$11,500	\$52,000	\$11,720	\$1,750	\$76,970
Supplemental Environmental Projects	0	0	0	0	0
TOTAL number of SEPs	0	0	0	0	0
Storm Water					
Notices of Violation	3	1	0	2	6
Consent / Final Orders	3	1	0	3	7
Fines Paid	\$1,500	\$0	\$0	\$8,000	\$9,500
Supplemental Environmental Projects	0	0	0	0	0
TOTAL number of SEPs	0	0	0	0	0
Inspections					
Public Water Supply					
Monitoring Inspections (from ECLS)	402	597	136	272	1,407
Municipal Wastewater					
Monitoring Inspections (from ECLS)	73	70	86	130	359
Pretreatment Compliance	0	2	10	11	23
Pretreatment Audits	0	0	1	4	5
Compliance Evaluation Inspections	4	15	20	21	60
Compliance Sampling Inspections	0	0	0	1	1

Industrial Wastewater	QTR 1	QTR 2	QTR 3	QTR 4	TOTAL
Monitoring Inspections (from ECLS)	60	63	78	210	411
Compliance Evaluation Inspections	9	11	16	10	46
Compliance Sampling Inspections	0	1	0	0	1
Storm Water					
Compliance/TA Inspections	0	0	0	1	1
NOT Inspections (from ECLS)	191	274	390	281	1,136
Active Permit Inspections (from ECLS)	49	48	42	46	185
No Exposure Inspections (from ECLS)	359	162	15	31	567
Operator Certification – New Certified Examinations					
Water Operator	229	223	195	288	935
Wastewater Operator	194	164	160	214	732
Water Laboratory Operator	29	78	32	37	176
Wastewater Laboratory Operator	25	55	20	40	140
Permit Administration – Water Quality Permitting					
Construction Applications/Permits Issued					
Public Water Supply Received	173	128	138	149	588
Public Water Supply Issued	91	168	153	147	559
Water Well Received	8	6	7	5	26
Water Well Issued	3	7	8	3	21
Municipal Wastewater Received	103	61	100	86	350
Municipal Wastewater Issued	70	101	107	80	358
Municipal Wastewater Applications/Permits Issued					
Discharge Applications Received	10	10	15	15	50
Discharge Permits Issued	13	25	10	13	61
Industrial Wastewater Applications/Individual Permits Issued					
Applications Received	5	10	7	8	30
Permits Issued	8	8	7	3	26
Stormwater					
Construction Authorization Processed (from ECLS)	289	223	324	975	1,811
Multi-Sector Industrial Authorization Processed (from ECLS)	295	411	713	299	1,718
Other Industrial General Permits					
Applications Received	1	4	9	3	17
Authorization Issued	23	19	22	5	69
Other Municipal General Permits					
Applications Received	0	0	1	0	1
Authorization Issued	1	0	0	0	1
Sludge Management Applications/Plans Approved					
Applications Received	11	6	6	4	27
Plans Approved	7	4	7	6	24
Total Permits Issuance > Timelines	14	13	11	8	46
Total Permit Protest Hearings	0	0	0	0	0

Farewell, Scott



After nearly 40 years of hard work and dedication to the state of Oklahoma, DEQ Executive Director Scott Thompson has retired. When Scott began his career, DEQ was not yet its own agency as environmental concerns were handled by the Department of Health. Between then and now, there have been many changes: becoming a standalone agency, responding to natural disasters, dealing with the Covid-19 pandemic, and more. Scott was there for them all.

In his time at DEQ, Scott oversaw numerous environmental cleanups with the Superfund and Brownfields programs. Then, in December of 2013, he became DEQ's executive director. In this position, Scott sought to build strong partnerships between DEQ and community leaders, state legislators, and national partners. He renewed the agency's focus on customer service and cooperation with Oklahoma's regulated communities to ensure the health and safety of all Oklahomans. The efforts he made with the Environmental Council of States (ECOS) also helped shape environmental policy on a national level.

Scott plans to relax and enjoy his retirement; instead of legislation and regulation, he plans to fill his days with fishing and spending time with his family. We'd like to thank Scott for his years of leadership and wish him well in his retirement. Congratulations, Scott!

In Loving Memory of
Stan Johnson

Earlier this spring, a long-time member of the DEQ family passed on unexpectedly. Stan Johnson worked in the State Environmental Laboratory for 22 years. Stan was selected as Employee of the Quarter in 2015, and he was recognized throughout the building as a friendly, outgoing person who everyone loved.

He provided excellent customer service to laboratory customers, and he had close friends throughout DEQ and many other state agencies. Anyone who knew Stan knew how much he loved his family, and how proud he was of his two sons. The entire agency is deeply affected by his loss, and we will always miss him.

Rest in peace, Stan.





OKLAHOMA
Environmental
Quality

This publication is issued by the Oklahoma Department of Environmental Quality authorized by Robert Singletary, Executive Director. Copies have been prepared at a cost of \$1.70 each. Copies have been deposited with the publications clearinghouse of the Oklahoma Department of Libraries. (Annual Reports\2023 DEQ Annual Report.indd 11/2024)

Oklahoma State Parks
photos provided by:

Gary
Henry
Photography