



OKLAHOMA
Environmental
Quality

Oklahoma Department of Environmental Quality 2023 Annual Report



Contents



Message from the Executive Director	3
Environmental Quality Board	4
Board Rulemaking Activities	5
Air Quality Advisory Council	7
Hazardous Waste Management Advisory Council	8
Hazardous Waste Fee Report	9
Water Quality Management Advisory Council	10
Radiation Management Advisory Council	11
Solid Waste Management Advisory Council	12
Solid Waste Fees Budgeted and Expended	13
Mission Statement	14
Employees of the Quarter and Year	15
Organizational Chart	16
Agency Budget	17
Environmental Quality Report	18
Agency Statistics	22

Message from the Executive Director



Since DEQ's founding in 1993, our mission has been to protect public health and the environment. Our employees are constantly learning about and implementing new ways to accomplish this goal. Their perseverance and innovation allows our agency to overcome challenges and better serve the people of Oklahoma.

Over the past year, DEQ has installed a top-to-bottom Lean Management System. This system is improving agency efficiency, enabling our staff to streamline their efforts and improve the services they provide to the public and regulated communities.


In addition to this new initiative, DEQ works everyday to protect you through lead testing in drinking water for schools and childcare facilities; air quality, wastewater, and public water supply monitoring; testing for mercury in fish, tire recycling; radon testing in homes; requiring the cleanup of illegal dumps; managing radiation and hazardous waste; and in many other ways. The agency also leverages traditional media and social media platforms to inform Oklahomans about what we do and how it affects citizens' day-to-day lives.

None of this would be possible without the diligence of our staff. Each of our employees displays remarkable commitment to protecting Oklahoma's air, land, and water resources now and for the future. I am proud of their dedication to public health and the environment and look forward to seeing what new innovations they will implement in the year ahead.


Sincerely,
Scott A. Thompson

A handwritten signature in black ink that reads "Scott A. Thompson".

Environmental Quality Board



Richard
Auer



Perry Mark
Barton



John
Easton



Shannon
Ferrell



Tracy
Hammon




Kenneth
Hirshey



Alexie
Kindrick



James
Kinder



Steve
Mason



Tim
Munson



Matthew
Newman



Michel
Paque

The Oklahoma Legislature established the Environmental Quality Board (EQB), comprised of Oklahoma citizens, to provide guidance to the Oklahoma Department of Environmental Quality (DEQ). Board members have a variety of backgrounds in manufacturing, hazardous waste management, solid waste management, petroleum industry, agriculture, local government, engineering, conservation, rural water systems, and statewide environmental groups. These members are appointed by the governor and confirmed by the senate and serve a five-year term. Responsibilities of the board include the appointment of DEQ's Executive Director and the adoption of rules that determine operation of the department.



Billy
Sims

Board Rulemaking Activities

Chapter	Council	Description	Adopted	Type	Effective
606	WQMAC	Updated the rule to ensure that references to OAC 785:45, OAC 785:46, and to the Oklahoma Water Resources Board's (OWRB) authority for administering Oklahoma Water Quality Standards appropriately cite new emergency rules, OAC 252:730 and OAC 252:740, and DEQ's authority over Water Quality Standards including the authority to issue Water Quality Standard Variances. During the 2022 Oklahoma Legislative session, Senate Bill No. 1325 and House Bill No. 3824 were passed by the Legislature and signed by the Governor transferring authority for administering Oklahoma Water Quality Standards (OWQS) from the OWRB to DEQ and specifically authorizing DEQ to issue Water Quality Standards Variances.	EQB 9-13-22; Approved by Governor 10-25-22	Emergency	10-25-22 through 9-14-23
611	WQMAC	Updated the rule to ensure that references to OAC 785:45 and to OWRB's authority for administering OWQS appropriately cite new emergency rule OAC 252:730 and DEQ's authority over Water Quality Standards.	EQB 9-13-22; Approved by Governor 10-25-22	Emergency	10-25-22 through 9-14-23
616	WQMAC	Updated the rule to ensure that references to OAC 785:45 and to OWRB's authority for administering OWQS appropriately cite new emergency rule OAC 252:730 and DEQ's authority over Water Quality Standards.	EQB 9-13-22; Approved by Governor 10-25-22	Emergency	10-25-22 through 9-14-23
621	WQMAC	Updated the rule to ensure that references to OAC 785:45 and to OWRB's authority for administering OWQS appropriately cite new emergency rule OAC 252:730 and DEQ's authority over Water Quality Standards.	EQB 9-13-22; Approved by Governor 10-25-22	Emergency	10-25-22 through 9-14-23
628	WQMAC	Updated the rule to ensure that references to OAC 785:45 and to OWRB's authority for administering OWQS appropriately cite new emergency rule OAC 252:730 and DEQ's authority over Water Quality Standards.	EQB 9-13-22; Approved by Governor 10-25-22	Emergency	10-25-22 through 9-14-23
652	WQMAC	Updated the rule to ensure that references to OAC 785:45 and to OWRB's authority for administering OWQS appropriately cite new emergency rule OAC 252:730 and DEQ's authority over Water Quality Standards.	EQB 9-13-22; Approved by Governor 10-25-22	Emergency	10-25-22 through 9-14-23
653	WQMAC	Updated the rule to ensure that references to OAC 785:45 and to OWRB's authority for administering OWQS appropriately cite new emergency rule OAC 252:730 and DEQ's authority over Water Quality Standards.	EQB 9-13-22; Approved by Governor 10-25-22	Emergency	10-25-22 through 9-14-23
656	WQMAC	Updated the rule to ensure that references to OAC 785:45 and to OWRB's authority for administering OWQS appropriately cite new emergency rule OAC 252:730 and DEQ's authority over Water Quality Standards and Variances.	EQB 9-13-22; Approved by Governor 10-25-22	Emergency	10-25-22 through 9-14-23

Chapter	Council	Description	Adopted	Type	Effective
690	WQMAC	Updated the rule to ensure that references to OAC 785:45 and to OWRB's authority for administering OWQS appropriately cite new emergency rule OAC 252:730 and DEQ's authority over Water Quality Standards and Variances.	EQB 9-13-22; Approved by Governor 10-25-22	Emergency	10-25-22 through 9-14-23
730	WQMAC	Promulgated this new rule to replace OWRB rule OAC 785:45 – "OKLAHOMA'S WATER QUALITY STANDARDS".	EQB 9-13-22; Approved by Governor 10-25-22	Emergency	10-25-22 through 9-14-23
740	WQMAC	Promulgated this new rule to replace OWRB rule OAC 785:46 – "IMPLEMENTATION OF OKLAHOMA'S WATER QUALITY STANDARDS".	EQB 9-13-22; Approved by Governor 10-25-22	Emergency	10-25-22 through 9-14-23
100 SC2 and APP Q	AQAC	Revoked and replaced Oklahoma Administrative Code (OAC) 252:100, Appendix Q. Updated language in Subchapter 2, Incorporation by Reference, to reflect the latest date of incorporation of EPA regulations in Appendix Q. This action incorporated the latest changes to EPA regulations, primarily those relating to the New Source Performance Standards (NSPS) and National Emission Standards for Hazardous Air Pollutants (NESHAP) in 40 C.F.R. Parts 60, 61, and 63.	EQB 11-8-22 Approved by SJR 22 on 5-31-23	Permanent	9-15-23
100 SC 5	AQAC	Amended OAC 252:100, Subchapter 5, Registration, Emission Inventory and Annual Operating Fees, to adjust the annual operating fee and to update the annual operating fee schedule language to include the use of the Consumer Price Index (CPI) in the adjustment of annual operating fees for minor facilities. Part 70 (major) sources are subject to adjusted annual operating fees based on the CPI.	EQB 2-17-23; Approved by SJR 22 on 5-31-23	Permanent	9-15-23
100 SC 49	AQAC	Added Subchapter 49, Oklahoma Emission Reduction Technology Rebate Program to OAC 252:100, to implement applicable provisions of the Oklahoma Emission Reduction Technology Incentive Act, 68 O.S. § 55006, et seq. The Act created the "Oklahoma Emission Reduction Technology Rebate Program," administered by DEQ and the Oklahoma Tax Commission, to provide an incentive for "Emission Reduction Projects" – implementation of new and innovative technologies to reduce air pollutant emissions from oil and gas facilities.	EQB 2-17-23; Approved by SJR 22 on 5-31-23	Permanent	9-15-23
205	HWAC	Amended OAC 252:205 to make DEQ's hazardous waste rules consistent with the federal regulations by incorporating by reference (IBR) the regulations found in 40 CFR Parts 124 and 260-279, revised as of July 1, 2022.	EQB 2-17-23; Approved by SJR 22 on 5-31-23	Permanent	9-15-23

Board Rulemaking Activities (continued)

Chapter	Council	Description	Adopted	Type	Effective
515	SWAC	Revised OAC 252:515-23-3. Disposal of untreated, regulated medical waste, to make clear that regulated medical waste generators, including small quantity generators, are also subject to any additional provisions that may be required by the Oklahoma State Department of Health.	EQB 2-17-23; Approved by SJR 22 on 5-31-23	Permanent	9-15-23
606	WQMAC	Adopted the emergency rule promulgated on 10-25-22 (described above) as a permanent rule. In addition to that action, this rulemaking updated the federal rules incorporated by reference from July 19, 2021, to July 1, 2022.	EQB 2-17-23; Approved by SJR 22 on 5-31-23	Permanent	9-15-23
611	WQMAC	Adopted the emergency rule promulgated on 10-25-22 (described above) as a permanent rule.	EQB 2-17-23; Approved by SJR 22 on 5-31-23	Permanent	9-15-23
616	WQMAC	Adopted the emergency rule promulgated on 10-25-22 (described above) as a permanent rule.	EQB 2-17-23; Approved by SJR 22 on 5-31-23	Permanent	9-15-23
621	WQMAC	Adopted the emergency rule promulgated on 10-25-22 (described above) as a permanent rule.	EQB 2-17-23; Approved by SJR 22 on 5-31-23	Permanent	9-15-23
626	WQMAC	Updated the rule to allow Design-build as a project delivery method. On July 1, 2021, House Bill 2402 was enacted authorizing conservancy districts, municipalities, counties, public trusts, and other political subdivisions operating a public water supply system or wastewater treatment system to utilize Design-build. The measure requires DEQ incorporate a flexible permitting process to allow this Design-build authorization into its rules and to authorize up to 5 pilot projects in the interim before those rules are adopted.	EQB 2-17-23; Approved by SJR 22 on 5-31-23	Permanent	9-15-23
628	WQMAC	Adopted the emergency rule promulgated on 10-25-22 (described above) as a permanent rule.	EQB 2-17-23; Approved by SJR 22 on 5-31-23	Permanent	9-15-23
631	WQMAC	Updated the rule concerning the date of IBR of certain federal regulations from July 1, 2021, to August 17, 2022. Changes included EPA's approval of alternative testing methods for measuring the levels of contaminants in drinking water and determining compliance with national primary drinking water regulations.	EQB 2-17-23; Approved by SJR 22 on 5-31-23	Permanent	9-15-23
633	WQMAC	Removing illustrative language related to the application of outdated median household income information in Appendix A. The new Appendix A is intended to clarify that the Department uses information from the latest census regarding median household income, rather than listed dollar amounts, in prioritizing the award of Drinking Water State Revolving Fund.	EQB 2-17-23; Approved by SJR 22 on 5-31-23	Permanent	9-15-23

Chapter	Council	Description	Adopted	Type	Effective
652	WQMAC	Adopted the emergency rule promulgated on 10-25-22 (described above) as a permanent rule.	EQB 2-17-23; Approved by SJR 22 on 5-31-23	Permanent	9-15-23
653	WQMAC	Adopted the emergency rule promulgated on 10-25-22 (described above) as a permanent rule.	EQB 2-17-23; Approved by SJR 22 on 5-31-23	Permanent	9-15-23
656	WQMAC	Adopted the emergency rule promulgated on 10-25-22 (described above) as a permanent rule. Additionally, House Bill 2402 authorized certain public entities operating public water supply systems or wastewater treatment systems to utilize a "design-build" project delivery methods, which means that entities can enter a single contract that provides both design and construction services. HB 2402 further requires the Department to incorporate a flexible permitting process to allow this design-build authorization in its rules.	EQB 2-17-23; Approved by SJR 22 on 5-31-23	Permanent	9-15-23
690	WQMAC	Adopted the emergency rule promulgated on 10-25-22 (described above) as a permanent rule. In addition to that action, this rulemaking updated the federal rules incorporated by reference from July 19, 2021, to July 1, 2022. The final regulatory change consisted of a technical amendment to modify the submission location for Continuous Release Reports (CRRs) subject to the Comprehensive Environmental Response, Compensation, and Liability Act (CERCLA).	EQB 2-17-23; Approved by SJR 22 on 5-31-23	Permanent	9-15-23
710	WQMAC	Updated the rule to allow DEQ to permanently revoke, or revoke for a set time an operator's certification; to better define special requirements for instructors of approved training courses; and, to allow recording of laboratory analyses utilizing software applications in addition to bound volumes.	EQB 2-17-23; Approved by SJR 22 on 5-31-23	Permanent	9-15-23
730	WQMAC	Adopted the emergency rule promulgated on 10-25-22 (described above) as a permanent rule.	EQB 2-17-23; Approved by SJR 22 on 5-31-23	Permanent	9-15-23
740	WQMAC	Adopted the emergency rule promulgated on 10-25-22 (described above) as a permanent rule.	EQB 2-17-23; Approved by SJR 22 on 5-31-23	Permanent	9-15-23

Air Quality Advisory Council

Member	Professional Realm	Appointing Official	Term Expires
Matt Caves	Electric Utilities	Governor	6/15/2027
Gary Collins	Agriculture	Governor	6/15/2024
Robert D. Delano, Ph.D.	Higher Education	Governor	6/15/2025
Gregory Elliott	Petroleum	Governor	6/15/2026
Garry L. Keele**	General Public	Governor	6/15/2026
James Farrell	Manufacturing	Governor	6/15/2030
Laura Lodes*	Engineering	Governor	6/15/2027
John Privrat	Transportation	Governor	6/15/2028
Jeffrey P. Taylor	Local Government	Governor	6/15/2029

* Chair ** Vice-Chair

The Air Quality Advisory Council (AQAC) is authorized by the Oklahoma Clean Air Act to review air quality issues and hold public hearings as part of the state's rulemaking process. Once approved by the nine-member panel, proposed rules are recommended to the EQB. Upon EQB adoption, the rules proceed to the state legislature and governor for final approval and adoption. Generally, all non-emergency rules approved through this process become effective the following September 15th.

AQAC members are appointed by the governor for seven-year terms and represent a range of related professions as set forth in the Oklahoma statutes. This year, the council voted to retain Laura Lodes, representing the engineering profession, as Chair, and Garry Keele, representing the general public, as Vice Chair for the 2023 calendar year. In June 2023, Stephen Landers, representing

manufacturing, concluded his term and James Farrell was newly appointed.

Two of the three regularly scheduled AQAC meetings were held during state fiscal year (FY) 2023: one in October 2022 and one in January 2023. In addition, a special meeting was held in December 2022. The June 2023 AQAC meeting was cancelled.

At the October 2022 regularly scheduled meeting in Oklahoma City, AQAC recommended for adoption the annual update of Appendix Q, IBR, to incorporate the latest modifications to federal regulations, and updated language in Subchapter 2, IBR, to reflect the latest date of incorporation of EPA regulations in Appendix Q. The appendix is updated annually to incorporate federal regulations relating primarily to New Source Performance Standards (NSPS) and National Emission Standards for Hazardous Air

Pollutants (NESHAP) that will be enforced by the state.

At the special meeting in December 2022, DEQ presented amendments to OAC 252:100-5, Registration, Emission Inventory and Annual Operating Fees. The amendments included an update to the annual operating fee schedule language relating to minor facilities. The rule proposal added the use of the CPI in the adjustment of annual operating fees for minor facilities, which is already used to adjust the annual operating fees for Part 70 (major) sources. DEQ also presented a proposed new Subchapter 49, Oklahoma Emission Reduction Technology Rebate Program to OAC 252:100, to implement applicable provisions of the Oklahoma Emission Reduction Technology Incentive Act, 68 O.S. § 55006, et seq. The act created the "Oklahoma Emission Reduction Technology Rebate Program," administered by DEQ and the Oklahoma Tax Commission, to

provide an incentive for "Emission Reduction Projects" – implementation of new and innovative technologies to reduce air pollutant emissions from oil and gas facilities. The council did not vote on the proposed rules.

At the January meeting, DEQ presented updated amendments to OAC 252:100-5, Registration, Emission Inventory and Annual Operating Fees. DEQ also presented the new proposed OAC 252:100-49, Oklahoma Emission Reduction Technology Rebate Program. AQAC voted to recommend both rule revisions for adoption by EQB.

More information on the Council's activities can be accessed on DEQ's website at <https://www.deq.ok.gov/council-meetings/air-quality-advisory-council/>.

Hazardous Waste Management Advisory Council

Member	Professional Realm	Appointing Official	Term Expires
Dale Copeland	Political Subdivision	Governor	3/1/2026
R. Kinnamon Clark	Industry	Governor	3/1/2023
Matt Cobb	Statewide Non-Profit Environmental Association	Governor	3/1/2024
Wesley Anderson	Industry Generating Hazardous Waste	Pro Tempore	2/13/2021
Kenneth Ede	General Public	Pro Tempore	11/3/2024
Lyndel Gibson	Political Subdivision	Pro Tempore	9/30/2025
Terry Vandell	Geology	Speaker of the House	3/31/2019
Ray Reaves**	Engineering	Speaker of the House	3/31/2021
Lee Grater*	Hazardous Waste Industry	Speaker of the House	3/31/2020

* Chair ** Vice-Chair

The Hazardous Waste Management Advisory Council (HWMAC) last met on Thursday, October 27, 2022. The primary purpose of the meeting was a roll-call vote to approve the annual IBR update. The purpose of the update was to change the IBR date to 2022 which ensures equivalency with the federal program. Specific rule changes incorporated included conforming changes to regulations related to twelve hazardous waste import-export recovery and disposal operations used in hazardous waste export and import notices submitted to EPA by U.S. exporters and importers. The changes to regulations related to these twelve recovery and disposal operations are needed to reflect changes to regulations related to Canadian import-export recovery and disposal operations that became effective in Canada on October 31, 2021. The division made a budget presentation, the council approved the minutes of the previous meeting, meeting dates were set for next year, and the meeting was adjourned.

Hazardous Waste Fee Report

DEQ's Hazardous Waste Fund is authorized by the Hazardous Waste Fund Act, 27A O.S. § 2-7- 301 et seq. There were \$388,928 received in income to the Hazardous Waste Fund in FY 2023, derived from administrative penalties associated with violations of the Oklahoma Hazardous Waste Management Act, 27A O.S. § 2-7-101 et seq. According to Section 2-7-304 of the Hazardous Waste Fund Act, monies in the Hazardous Waste Fund may be used for protection of public health and safety, basic emergency response training and protective equipment, environmental response and remediation, and assistance to local governments with development of emergency response plans. In FY 2023, DEQ provided mercury collection and disposal services for 27 Oklahoma households.



Water Quality Management Advisory Council

Member	Professional Realm	Appointing Official	Term Expires
Ron Jarman	General Public	Governor	3/1/2026
Eric Lee	Operator for Municipal Waterworks and Wastewater Works Facility	Pro Tempore	11/7/2025
Mary E. Mach	Environmental Organization	Governor	3/1/2024
Willard B. Smith	Engineering	Governor	3/1/2025
Rick J. Moore	Industry	Pro Tempore	4/2/2026
Steve Sowers **	Oil Field Related	Pro Tempore	3/11/2024
Duane L. Winegardner	Geology	Pro Tempore	3/11/2024
Debbie Wells	Rural Water District	Speaker of the House	6/30/2019
Vacant	Agriculture	Speaker of the House	
Kenneth D. Schwab	Local Government	Speaker of the House	5/31/2026
Brian Duzan *	Private Laboratory	Governor	3/1/2026
Mark Matheson	Operator in Rural Water or Sewer District	Speaker of the House	6/30/2019

* Chair ** Vice-Chair

The Water Quality Management Advisory Council (WQMAC) is made up of 12 members appointed for three-year terms who represent a wide variety of interested parties. Four members are appointed each by the governor, the speaker of the house, and the president pro tempore of the senate. WQMAC typically meets three or four times a year; however, additional meetings are sometimes scheduled in order to address a rule change that does not fit the regular meeting schedule.

WQMAC reviews and recommends rules governing water quality to EQB. Currently, 25 chapters of rules are under the authority of WQMAC. These include regulations for laboratory accreditations, laboratory services, industrial and municipal wastewater, general water quality, wastewater lagoon and land application systems, pretreatment, minor public water supply, public water supply,

water and wastewater construction standards, biosolids, water reuse, drinking water state revolving fund, small public and private sewage systems, septage pumpers and transporters, underground injection control, water quality standards, implementation of water quality standards, and waterworks and wastewater works operator certification.

During FY 2023, WQMAC met on July 26, 2022, August 23, 2022, September 27, 2022, and January 5, 2023. The council passed emergency rules for two new rules, Chapter 730 (Oklahoma's Water Quality Standards) and Chapter 740 (Implementation of Oklahoma's Water Quality Standards) and for existing rule Chapters 606, 611, 616, 621, 628, 652, 653, 656, and 690. The council subsequently passed permanent rule changes for these chapters as well as permanent rule changes to Chapters 626, 631, 633, and 710.

Radiation Management Advisory Council

Member	Professional Realm	Appointing Official	Term Expires
Karen Jennings**	Environmental Organization	Governor	7/1/2024
Todd Lynn	Engineering Profession	Governor	7/1/2024
Carl Noble	Industry Located in this State Which Uses Sources of Radiation in its Manufacturing or Processing Business	Governor	7/1/2025
Christopher Honigsberg	General Public	Pro Tempore	1/21/2024
L. David Alcorn	Industrial Radiography	Pro Tempore	1/21/2024
George MacDurmon*	Faculty of Institute of Higher Learning of University Status	Pro Tempore	1/4/2024
Vacant	Transportation Industry	Speaker of the House	1/21/2024
Shawn Heldebrandt	Medical Industry	Speaker of the House	6/30/2021
Chad Mashburn	Petroleum Industry	Speaker of the House	6/30/2020

* Chair ** Vice-Chair

Chair ** Vice-Chair

The Radiation Management Advisory Council (RMAC) last held a meeting on October 20, 2022, in Oklahoma City. The staff provided an overview of several activities and events occurring within the Radiation Section. During the October 20th meeting, a short briefing on future rulemaking activities was given; the proposed rules will maintain compatibility with changes to the Nuclear Regulatory Commission rules. Elections for Chair and Vice Chair were held.

Solid Waste Management Advisory Council

Member	Professional Realm	Appointing Official	Term Expires
Piotr Bardas	Waste-to-Energy Industry	Governor	6/30/2025
Mary Jo (Jody) Reinhart	Statewide Environmental Organization	Governor	3/1/2025
Robert J. Joyce	General Public	Governor	3/1/2026
Rodney L. Cleveland	County Commissioner	Governor	3/1/2024
April Sacha	Industry Generating Solid Waste	Pro Tempore	5/16/2026
Jim Linn*	Political Subdivision	Pro Tempore	3/1/2025
Christopher Schaefer	Geology	Pro Tempore	3/2/2024
Brenda Merchant**	Transportation	Speaker of the House	12/4/2020
M. Todd Adcock	Solid Waste Disposal Industry	Speaker of the House	3/7/2020
Rachel Hanigan	Engineering	Speaker of the House	1/31/2026

* Chair ** Vice-Chair

The Solid Waste Management Advisory Council (SWMAC) serves as the initial rulemaking body for solid waste management within the Land Protection Division and operates under authority of the Oklahoma Solid Waste Management Act. SWMAC holds public hearings, reviews solid waste issues, and provides expertise about various solid waste issues. All solid waste rules and regulations must first be reviewed and approved by SWMAC before being recommended to EQB. Once approved by EQB, the rules proceed to the legislature and the governor for final approval. SWMAC is composed of ten members who represent specific areas of expertise as described by 27A O.S. 2-2-201(E). Two regular meetings of SWMAC were convened during the fiscal year, on September 8, 2022 and January 12, 2023. Revenue and spending reports for the previous year and budget report for the upcoming year were approved for the Electronic Waste, Solid Waste and Used Tire Recycling programs. Amendments were accomplished to Oklahoma Administrative Code 252:515, Management of Solid Waste, to clarify existing language related to the generation of regulated medical waste and acknowledge generators may be subject to rules of other agencies.

FY2023 Solid Waste Fees Budgeted and Expended

FY2024 Solid Waste Fees Budgeted

FY 2023 Income (receipts for 07/01/2022 - 06/30/2023)

\$6,635,210

	FY 2023 Budget for Solid Waste Program	FY 2023 Expenditures as of 08/05/2022	FY 2023 Remaining Encumbrances
Salaries and other Compensation Expenses	2,934,361	3,247,356	-
Travel Expenses	73,072	20,142	-
Administrative Expenses	417,230	315,196	47,026
Lab Equipment, Furniture & Building Construction & Air Monitoring Sites	33,100	1,136	31,964
Indirect Costs (FY 2023 rate is 26.97%)	791,397	875,812	-
Professional Services/Local Governments & Non-Profit Projects & Programs			
Environmental Education Technical/Professional Services	520,000	361,232	158,768
Local Governments Miscellaneous Projects	350,000	283,485	66,515
Community Based Environmental Protection	450,000	410,945	39,055
Projects to Implement County Plans	620,000	531,514	88,486
Total Budget for Contracts	1,940,000	1,587,177	352,823
TOTALS	\$6,189,161	\$6,046,819	\$431,813

	FY 2024 Budget for Solid Waste Program
Salaries and other Compensation Expenses	3,181,568
Travel Expenses	100,616
Administrative Expenses	189,145
Lab Equipment, Furniture & Building Construction & Air Monitoring Sites	9,000
Indirect Costs (FY 2023 rate is 26.97%, FY 2024 rate is 29.47%)	937,608
Professional Services/Local Governments & Non-Profit Projects & Programs	
Environmental Education Technical/Professional Services	520,000
Local Governments Miscellaneous Projects	350,000
Community Based Environmental Protection	450,000
Projects to Implement County Plans	670,000
Total Budget for Contracts	1,990,000
TOTALS	\$6,407,937

Our Mission:

*To protect and improve public health
and our environment.*

Our Vision:

*To lead the nation in fostering a healthy
and sustainable future through effective
and innovative environmental actions.*



Employees of the Quarter and Year



Hal Cantwell
1st QUARTER



Hanna Thornberg
2nd QUARTER



Grant Loney
4th QUARTER



Jacqueline McDonald
**3rd QUARTER &
EMPLOYEE of the YEAR**

Organizational Chart

ENVIRONMENTAL QUALITY BOARD

OFFICE OF THE EXECUTIVE DIRECTOR

Executive Director
Scott Thompson

Deputy Executive Director
Jimmy Givens

Chief of Staff
Robert Singletary

Legislative Liaison
Michelle Wynn

Chief Engineer
Saba Tahmassebi

OFFICE OF BUSINESS & REGULATORY AFFAIRS

Director, Lloyd Kirk

OFFICE OF CONTINUOUS IMPROVEMENT

Director, Skylar McElhaneay Env Prog Mgr, Jon Roberts

OFFICE OF COMMUNICATIONS & EDUCATION

Director, Erin Hatfield

LEGAL SERVICES

General Counsel
Jennifer Boyle

Deputy General Counsel
Vacant

Litigation Attorney Supervisor
Gary Henry

LPD Env Attorney Supervisor
Pam Dizikies

AQD Env Attorney IV
Travis Couch

ECLS Env Attorney III
Scott Raybern

WQD Env Attorney IV
April Eberle

Criminal Investigators
Env Prog Mgr, Dennis Williams

Hazardous Waste Management
Advisory Council

Radiation Management
Advisory Council

Small Business Assistance
Compliance Advisory Panel

Air Quality
Advisory Council

Water Quality Management
Advisory Council

Solid Waste Management
Advisory Council

ADMINISTRATIVE SERVICES DIVISION

Director, Kathy Aebischer
Assistant Director, Stacey Tucker

Financial Management
— Dan Melton

Human Resources Management
— Karla Addington

Human Resources Management Section
— Bridgett Griffin

Budgets, Payables and Grants Management Section
— Tiffany Schwimmer

Revenue Management Section
— Nykkia Harris

Training Programs
— Melanie Leathers

Building Operations
— Terry Stilwell

Records Mgmt Section
— Rhonda Larson

AIR QUALITY DIVISION

Director, Kendal Stegmann
Assistant Director, Beverly Botchlet-Smith
Engineering Manager, Phillip Fielder

Data & Planning
— Cheryl Bradley

Permitting
— Lee Warden

Enforcement
— Rick Groshong

Emission Inventory Section
— Carrie Schroeder

Rules & Planning Section
— Melanie Foster

Technical Resources & Projects Section
— Heather Lerch

Monitoring Section – West
— Bryan Sims

Monitoring Section – East
Ryan Biggerstaff

Existing Source Permit Section
— Phillip Martin

New Source Permit Section
— Richard Klenlen

Enforcement Section
— Camas Frey

Compliance Section
— Preston Loving

Reg Office at Tulsa Air Program Section
— Drake Hanna

Quality Assurance
— Jeffrey Davidson

Engineering Section
— Eric Milligan

Surveillance Section
— Brad Flaming

Infrastructure Management and Program Services
— Kerra Roudebush

ENVIRONMENTAL COMPLAINTS & LOCAL SERVICES DIVISION

Director, Mark Hildebrand
Assistant Director, Travis Mensik

West, Central and Stormwater
— Bruce Vande Lune

South Central, South East and Complaints, Enforcement and Emergency Response
— Vance Pennington

Northeast, Wastewater and Field Services
— Vacant

Complaints, Enforcement and Emergency Response Section
— Jennifer Handley

Onsite TRL and Field Services Section
— Nicholas Huber

West Region Section
— Bill Kropf

Central Region Section
— Ryan McIntosh

Southeast Region Section
— Jeffery Brents

South Central Region Section
— Cassandra Atwood

Northeast Region Section
— Debbie Nichols

Stormwater and Minor Water Section
— Misty Johnson

Data and Acquisition Management Section
— Pam Bateman

STATE ENVIRONMENTAL LAB SERVICES DIVISION

Director, Jeff Franklin
Assistant Director, Cody Danielson

Business and Customer Service Operations
— Erin Vorderlandwehr

Laboratory Technical Operations
— Vacant

Gas Chromatography Section
— Damiano Pitcher

Environmental and Legislative Projects
— Susan Mensik

Gas Chromatography/ Mass Spectrometry Section
— Milton Campbell

General Chemistry Section
— Vacant

Elemental Analysis Section
— Greg Goode

Field and Laboratory Customer Asst Section
— Jayme Jones

Accreditation and Quality Assurance
— Taryn Hurley

Statewide Sample & Data Mgmt
— Stan Johnson

Environmental Microbiology Section
— Candice Smith

WATER QUALITY DIVISION

Director, Shellie Chard
Assistant Director, Karen Steele
Engineering Manager, Gregory Carr

Next Gen Reporting and Operator Certification
— David Pruitt

Municipal Wastewater Group
— Patrick Rosch

Industrial Wastewater Group
— Brian Clagg

Public Water Supply
— George Russell

PWS Compliance Tracking
— Steven Thibodeau

DWSRF Section
— Candy Thompson

Industrial Discharge Permitting
— Carol Paden

Next Gen Reporting and QA/QC
— Sherri Tilley

Operator Certification
— Brandon Tyler

PWS Field Inspection/ Engineering and Enforcement
— Mark Staszyszen

Municipal Inspection and Enforcement
— Myles Mungle

Municipal Discharge and Stormwater Permitting
— Michael Moe

Wastewater Compliance
— Vacant

Construction Permitting/ Engineering Report Review
— Rocky Chen

PWS Special Project Coordination
— Kay Coffey

Watershed Planning Section
— Joe Long

Capacity Development
— Vacant

Industrial Inspection/Enforcement
— Wayne Craney

LAND PROTECTION DIVISION

Director, Kelly Dixon
Assistant Director, Clifton Hoyle
Engineering Manager, Hillary Young

Solid Waste and Sustainability Unit
— Patrick Riley

Site Restoration and Revitalization
— Dustin Davidson

Risk Management and Groundwater
— Amy Brittain

Hazardous Waste and Radiation Management
— Michael Stickney

LPD Special Projects Coordinator and UIC Manager
— David Cates

Solid Waste Compliance Section
— Amber Edwards

Radiation Management Section
— Keisha Cornelius

Superfund Program
— Kelsey Bufford

Hazardous Waste Compliance and Enforcement
— Michael Edwards

Hazardous Waste Permitting and Corrective Action
— James Wilkins

Solid Waste Permitting
— Anne Marie Smith

Sustainable Materials Management
— Elizabeth McCaskill

Site Cleanup Assistance and Tar Creek
— Brian Stanila

Brownfields Section
— Aron Samwel

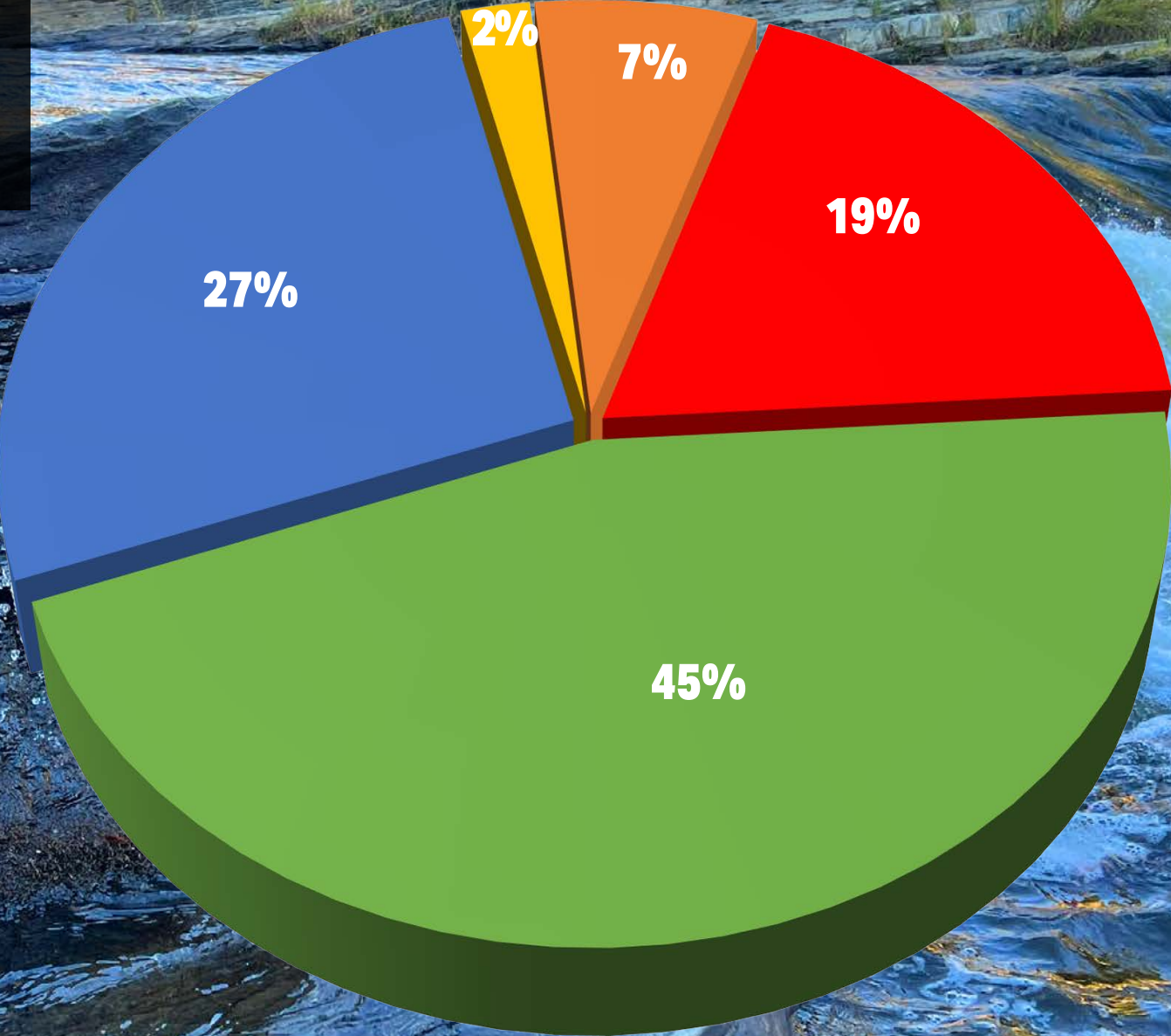
Used Tire Recycling Program
— Kole Kennedy

Quality Assurance
— Heather Mallory

Voluntary Cleanup & Chemical Reporting
— Jonathan Reid

FY 2023 Agency Budget

- State Appropriations (General Revenue)
- Revolving Funds (Program Fees)
- Federal Funds (Grants)
- OSEE Federal Funds (Grants)
- VW Settlement Trust



Environmental Quality Report



For consideration and approval by the Environmental Quality Board on November 8, 2022

DEQ is required by statute to annually submit an “Environmental Quality Report” to the Governor, the President Pro Tempore of the Senate, and the Speaker of the House of Representatives. It is to summarize DEQ’s annual budget needs for providing the environmental services within its jurisdictional areas, new federal mandates, and state statutory or constitutional changes recommended by DEQ. The report must be reviewed and approved by EQB prior to its submittal to the Governor and legislative leaders.

I. ANNUAL BUDGET REQUEST¹

DEQ is slated to receive \$20,322,643 in state appropriated funding for current State Fiscal Year (SFY) 2023. This represents an increase of over 125% from the SFY 2022 appropriation of \$9,027,346. DEQ, with the approval of EQB, is requesting a general revenue appropriation of \$40,322,643 for SFY 2024 which includes \$20 million to replace the DEQ parking garage. The specifics of this request are contained in Appendix A to this report.

DEQ’s total budget for SFY 2024 – including fee revenues and federal funds, which are also variable from year to year – is indeterminate as of the date of submittal of this report. The total DEQ budget for current SFY 2023 stands at just over \$100,000,000, comprised of approximately 20% state general revenue funding, 30% federal funding for DEQ, 7% federal funding for the Office of the Secretary of Energy and Environment, and 43% fee funding. Appendix B contains additional details. Should state or federal funding substantially decrease, DEQ would have to further reduce activities and/or secure additional fee funding.

II. FEDERAL MANDATES²

AIR QUALITY DIVISION (AQD)

AIR POLLUTION CONTROL

Ozone National Ambient Air Quality Standard

All of Oklahoma remains designated as attainment/unclassifiable for the 70 ppb 8-hour National Ambient Air Quality Standard (NAAQS) for ozone. Although the 2022 ozone season has been challenging, with several individual days over 70 ppb across the state, it does not appear that the NAAQS, a 3-year average of the 4th highest 8-hour value, will be exceeded. EPA is currently in the process of reviewing its 2020 decision to retain the 70 ppb ozone standard. A proposed rule is not expected until 2023.

Particulate Matter National Ambient Air Quality Standard

EPA is currently in the process of reviewing its 2020 decision to retain the particulate matter NAAQS. All of Oklahoma is designated as attainment/unclassifiable for both the PM10 and PM2.5 NAAQS. It is anticipated that EPA will propose to tighten the PM2.5 standards. The proposed decision is expected this fall and the final decision is expected in 2023. Depending on the final standards selected, Oklahoma may be in danger of exceeding a particulate matter NAAQS for the first time.

Regional Haze

The goal of the 1999 EPA regional haze rule is to achieve natural visibility conditions at all designated Class 1 Areas by 2064. Oklahoma must have (and must periodically update)

¹Because requests for state appropriations are due by October 1, the appropriation request information in this portion of the Environmental Quality Report was previously considered and approved by EQB at its September 14, 2021, meeting.

²The list of federal mandates is not exhaustive but covers recent or impending requirements or major developments that are among the most significant to the state and DEQ.

a long-term strategy for reducing visibility impairment at its Class 1 Area, the Wichita Mountains Wilderness Area (WMWA) as well as other impacted Class 1 Areas. The State Implementation Plan (SIP) for the Second Planning Period was due in July of 2021. This deadline was not met by a majority of states and EPA was aware of the delay. After a 30-day public comment period and public hearing, and after consultation with Federal Land Managers, Tribes, and EPA, Oklahoma submitted its SIP for the Second Planning Period to EPA on August 9, 2022. EPA Region 6 found Oklahoma’s SIP to be administratively complete and is now working on its technical review of the plan. DEQ anticipates additional dialogue with Region 6 throughout its review.

Interstate Transport of Ozone Precursor Pollutants

The Clean Air Act includes a “good neighbor” or “interstate transport” provision that requires states to prohibit emissions that significantly contribute to NAAQS nonattainment or maintenance problems in downwind states. On October 28, 2018, Oklahoma submitted its interstate transport SIP for the 2015 ozone NAAQS to demonstrate that the state was meeting this obligation. On February 22, 2022, EPA proposed to disapprove Oklahoma’s interstate transport SIP and subsequently proposed a Federal Implementation Plan (FIP) on April 6, 2022, to address what EPA considered deficiencies in the interstate transport SIPs of 26 states, including Oklahoma. DEQ submitted comments on EPA’s proposed disapproval of Oklahoma’s interstate transport SIP as well as EPA’s proposed FIP on April 25, 2022, and June 21, 2022, respectively. If the FIP is finalized as proposed, Oklahoma electric utilities will have

Environmental Quality Report (continued)

their ozone-season NOx trading allowances reduced by approximately 58% and new NOx emission limits will be placed on natural gas compressor engines over 1,000 horsepower, cement kilns, glass plants, and some large boilers, with all of those requirements becoming fully operative in 2026. A final disapproval of Oklahoma's interstate transport SIP is expected in December 2022 and the promulgation of a FIP to follow in early 2023.

Methane

EPA proposed a methane rule package for the oil and gas industry on November 15, 2021. The rulemaking package included both New Source Performance Standards (NSPS) for new sources as well as Emission Guidelines (EG) for existing sources. The proposed rule has the potential to apply to numerous oil and gas sources. DEQ submitted comments on EPA's proposal on January 31, 2022. EPA is working on a supplemental rule proposal that is expected to be released this fall and should include the potential rule text for the NSPS and EG. The supplemental rule proposal will also be subject to a public comment period and DEQ anticipates filing additional comments after its review. A final rule is not anticipated until 2023.

**WATER QUALITY DIVISION (WQD),
along with STATE ENVIRONMENTAL
LABORATORY SERVICES DIVISION (SELSD),
ENVIRONMENTAL COMPLAINTS & LOCAL
SERVICES DIVISION (ECLS), and LAND
PROTECTION DIVISION (LPD)**

WATER REUSE -

Water Reuse Action Plan (WRAP)

EPA began working on WRAP, a non-regulatory initiative to advance water reuse across the country, in late 2018. EPA finalized WRAP in February 2020. There has already been a significant amount of staff time spent working on this federal initiative, and it is expected

that the workload will continue to increase. OWRB has begun work on an Oklahoma Water Reuse Action Plan (OWRAP) which is requiring additional work for DEQ staff. This work is expected to continue to grow over the next few years.

DRINKING WATER -

Lead and Copper Rules.

The initial compliance date for the Lead and Copper Rule Revision (LCRR) and requirement for Public Water Supply Systems to submit Lead Service Line inventories to DEQ is October 16, 2024. Quickly after the LCRR became effective, EPA stated they will be creating additional requirements with the Lead and Copper Rule Improvements (LCRI). EPA has announced plans to finalize the LCRI prior to October 16, 2024. More recently, EPA has indicated that it anticipates a proposal for LCRI to be available for review in 2023. This will result in increased workload for WQD immediately and ultimately for SELS when new sample schedules take effect. A study by Cadmus, a national drinking water consulting firm, estimated that a medium-sized state primacy agency (Oklahoma's category) should anticipate adding 12-13 staff to fully implement the rule.

Bipartisan Infrastructure Law (BIL).

In addition to the traditional Drinking Water State Revolving Fund (DWSRF) Base Program (\$9.9 million), three additional sources of funding are available for the next 5 years. These additional sources include general supplemental (\$25.5 million), Lead service line inventory/replacement (\$40 million), and emerging contaminants (\$10.7 million). These amounts are for FY23 but should be similar for the next 4 years. In addition to the DWSRF funding, there is a PFAS or other emerging contaminants grant for small or disadvantaged communities that will become available this year. It is unknown at this time how much

funding will be available to Oklahoma, but \$1 billion is available nationwide each year for the next 5 years. This additional funding will create additional workload for application assistance, technical assistance, construction permitting and inspections.

Cybersecurity.

Community PWS systems regardless of size are facing cybersecurity threats. EPA has determined that states will be required to update Sanitary Surveys to include cyber elements. Currently, state staff, including DEQ staff, do not have the training necessary to complete this new required element of Sanitary Surveys. There will be costs Drinking Water National Compliance Initiative.

Consumer Confidence Report Rule.

The Consumer Confidence Report (CCR) Rule requires all community water systems to provide an annual report to customers regarding water quality. The WIIN Act increased the requirement from one per year to one every six months. EPA is working to update the rule. In addition to increasing the frequency, EPA is holding public meetings to gain input into other potential changes. Currently, potential changes include: Translation to languages that 1%, 5%, or 10% speak as a primary language, requiring posting of information for renters, tenants, etc. (not just customers); and providing reports to "interested" community organizations. The increase in frequency is self-implementing. There will be increased workload for DEQ staff that prepare CCRs for most PWS systems in Oklahoma and the water systems that will be required to duplicate work. EPA indicated that the rule would be proposed in calendar 2022 but has been delayed until 2023.

Environmental Quality Report (continued)

Microbial and Disinfection By-Products (MDBP) Rules

EPA has announced a review of rules related to disinfection and the byproducts formed during the drinking water treatment process. EPA plans to provide a preliminary determination for updates to the rules listed below during early 2023:

Surface Water Treatment Rule

Interim Enhanced Surface Water Treatment Rule

Long-Term 1 Enhanced Surface Water Treatment Rule

Stage 1 and Stage 2 Disinfectant and Disinfection Byproducts Rules

Staff and managers that are technical experts will be spending substantial time gaining an understanding of the EPA proposals and how they will impact PWS systems in Oklahoma. Once final regulatory decisions are made, DEQ staff (WQD, ECLS and SELSD) will be working together to provide technical assistance to the regulated community. The potential new rule or schedule for updating existing rules is expected in late calendar year 2023 or 2024.

WASTEWATER -

EPA Existing Effluent Limitation Guideline Review

EPA is expected to release new or updated Effluent Limitation Guidelines (ELGs) for PFAS Manufacturers, Electrical and Electrical components, Electroplaters, Central Waste Treatment facilities, Power Plant Ash Transport Water, and Meat Processors. These changes will result in additional workload for WQD staff and more restrictive permit limits for the regulated community.

2022 Methods Update Rule (MUR)

EPA is preparing its next routine MUR, as

allowed under the Clean Water Act, and anticipates publishing a proposed rule as early as Fall 2022. In the next MUR, EPA will only consider the following: new methods or method revisions for which documentation was submitted to EPA by January 7, 2022, methods from voluntary consensus standard bodies (VCSBs) or other government agencies, methods that were submitted through the Alternative Test Procedures (ATP) program. EPA is not currently considering any changes to radiochemical or Whole Effluent Toxicity (WET) methods because of the extensive data requirements and review associated with these methods. EPA is also not considering methods for new analytes at this time.

MISCELLANEOUS -

Per- and Polyfluoroalkyl Substances (PFAS)

EPA is continuing to propose standards for both drinking water and wastewater for PFAS compounds. EPA has issued guidance to their Regional Offices to include monitoring and BMPs for PFAS in stormwater general permits and in NPDES individual discharge permits that also require extensive public notice if PFAS is detected. EPA has indicated that a memo will be issued to state programs to include these same conditions in state issued permits.

EPA has published the Unregulated Contaminant Monitoring Rule (UCMR) 5 which requires sampling by all community water systems for 29 PFAS compounds beginning in January of 2023, through 2025. SELSD continues to spend significant time and resources to develop the analytical capability and become TNI accredited to test for PFAS in drinking water, and DEQ staff will provide technical and sampling assistance to water systems during this period. UCMR data typically informs EPA setting new limits for drinking water. This capacity advancement would also enable SELSD to be prepared to support the systems of the state in response

to any future SDWA or CWA rule promulgation related to PFAS.

III. LEGISLATIVE RECOMMENDATIONS

The following is proposed as a possible DEQ “request” bill for the 2023 Oklahoma regular legislative session:

DEVELOPMENT AND REPORTING OF STATUS OF WATER QUALITY MONITORING

Pursuant to S.B. 1325 (enacted during the 2022 regular legislative session), the responsibility for Oklahoma’s water quality standards was transferred from OWRB to DEQ. In addition to numerous other related changes, S.B. 1325 amended 27A O.S. § 1-1-202(E) to require DEQ to “provide a report on the status of water quality monitoring to the legislature for review” during each even-numbered year. However, it appears that 27A O.S. § 1-3-101(C)(15) was inadvertently not amended and that section of the statute appears to leave this responsibility with OWRB. DEQ plans to request a bill that makes § 1-3-101(C)(15) consistent with S.B. 1325’s amendments to § 1-1-202(E).

In addition to the possible request bill referenced above, DEQ plans to work the appropriate legislative committees to ensure that the certain DEQ advisory councils (i.e., the Water Quality Management Advisory Council, the Hazardous Waste Management Advisory Council, the Hazardous Waste Management Advisory Council, the Solid Waste Management Advisory Council, and the Radiation Management Advisory Council) are re-created and remain in existence beyond July 1, 2023. Pursuant to H.B. 2823 enacted during the 2020 regular legislative session, these advisory councils, along with those of several other agencies, will sunset on July 1, 2023.

Appendix A

FY2023 Budget

EXPENSES	Budget	Budget Revisions	Total Revised Budget
Salaries and other Compensation Expenses	50,609,543		50,609,543
Professional Services	24,709,887	2,577,904	27,287,791
Travel Expenses	921,587		921,587
Administrative Expenses	7,384,080	131,861	7,515,941
Lab Equipment, Furniture and Building Construction and Air Monitoring Sites	2,271,953	59,822	2,331,775
Local Governments and Non-Profit Projects and Programs	14,739,771	5,903,996	20,643,767
TOTAL EXPENSES	\$100,636,822	\$8,673,583	\$109,310,405

FUNDING SOURCES	Budget	Budget Revisions	Total Revised Budget
19211 Appropriations Carryover		290,000	290,000
19301 General Appropriations	20,322,643		20,322,643
20000 Revolving Fund	43,259,392	100,000	43,359,392
21000 Environmental Education Fund			
22000 Hazardous Waste Penalty Fund	127,508		127,508
22500 Certificate Fund	6,088,853	94,000	6,182,853
40000 Federal Funds	20,998,483	8,189,583	29,188,066
40300 Brownfields Revolving Loan Fund			
40500 Environmental Settlement Fund (Federal)	2,336,657		2,336,657
41000 Water Management Federal Fund	7,503,285		7,503,285
TOTAL FUNDING SOURCES	\$100,636,822	\$8,673,583	\$109,310,405

FY2022 Budget

EXPENSES	Budget
Salaries and other Compensation Expenses	47,138,383
Professional Services	28,820,419
Travel Expenses	766,977
Administrative Expenses	7,094,936
Lab Equipment, Furniture and Building Construction and Air Monitoring Sites	2,179,935
Local Governments and Non-Profit Projects and Programs	16,070,532
TOTAL EXPENSES	\$102,071,182

FUNDING SOURCES	Budget
19111 FY2021 Appropriations Carryover	250,362
19012 FY2020 Appropriations Carryover	33,130
19101 General Appropriations	9,027,346
20000 Revolving Fund	42,407,333
21000 Environmental Education Fund	15,000
22000 Hazardous Waste Penalty Fund	69,650
22500 Certificate Fund	862,756
40000 Federal Funds	37,386,901
40300 Brownfields Revolving Loan Fund	215,000
40500 Environmental Settlement Fund (Federal)	4,300,419
41000 Water Management Federal Fund	7,503,285
TOTAL FUNDING SOURCES	\$102,071,182

Air Quality Division					
Ambient Monitoring	QTR 1	QTR 2	QTR 3	QTR 4	TOTAL
Continuous Monitoring Systems	44	44	44	44	Not Cumulative
Non-continuous Stations	8	8	8	8	
Toxics Stations	8	8	8	8	

Number of Air Samples Collected (continuously/hourly)					
Ozone	25,533	20,589	11,130	26,646	83,898
Sulfur Oxides	10,903	11,071	12,526	11,672	46,172
Total Oxides of Nitrogen	6,233	5,804	6,327	6,330	24,694
Nitrogen Dioxide-NO2	6,233	5,804	6,327	6,330	24,694
Nitrogen Oxides-NO	6,233	5,804	6,327	6,330	24,694
Carbon Monoxide	5,178	6,397	6,325	6,273	24,173
PM-10	4,048	2,202	2,032	2,147	10,429
PM-2.5	9,732	12,940	11,933	12,652	47,257

Special Purpose					
Ozone	8,726	4,685	2,663	7,655	23,729
NOy	1,486	1,836	2,057	1,879	7,258
PM10	18,213	20,617	20,079	20,333	79,242
PM2.5	10,989	9,714	10,178	9,828	40,709
Black Carbon	2,170	2,154	2,148	2,147	8,619
H2S	1,688	1,637	2,129	1,972	7,426
Special Purpose Totals	45,123	40,643	39,254	43,847	168,867

Number of Air Samples Collected (non-continuous/daily)					
PM-10	60	59	63	57	239
PM-2.5	219	216	218	212	865
PM-Coarse	52	51	50	49	202
Toxics	181	162	202	147	692
Lead	23	29	32	24	108

Compliance					
Number of days when ozone was within the 8-hour NAAQS	76	92	90	89	347
Number of total monitors	65	65	66	66	262
Total number of monitors demonstrating compliance	65	65	66	66	262

Excess Emissions Monitoring					
Excess Emissions Reports	334	224	230	184	972

Emissions Inventory					
Billings					
Companies with Major Facilities	113	1	20	1	135

Emissions Inventory (continued)					
Billings (continued)					
Companies with Major and Minor Facilities	59	1	0	0	60
Companies with Minor Facilities	452	17	1	0	470

Inventories Received					
Companies	3	4	568	155	730
Facilities	3	15	3,549	912	4,479

Air Enforcement					
Notices of Violation	1	0	2	0	3
Formal Actions	4	1	1	8	14
Level III Violation Letters	4	1	12	10	27
Alternate Enforcement Letters	41	21	59	52	173
Self Disclosures Received	29	36	41	39	145
Asbestos Actions	0	1	1	3	5
Fines Paid (in thousands of dollars)	\$33.75	\$35.35	\$9.354	\$53.437	\$131.891
SEP Dollars (in thousands)	\$0	\$0	\$0	\$0	\$0
Total Number of SEPs	0	0	0	0	0
Reductions in Tons of Emissions from Enforcement Actions	18	1,745	9	229	2,001
Complaints Resolved within 90 Days	9	10	17	5	41
Complaints Unresolved, but still within 90 day deadline	5	1	2	9	17
Total Complaints	14	11	19	14	58
Total Facilities in significant Non-compliance*	20	20	31	26	Not Cumulative
New Facilities in significant Non-compliance	4	1	5	3	13

Air Inspections					
Monitoring Inspections (from ECLS)	0	0	0	0	0
On-Site Compliance Evaluations	53	102	94	136	385
Off-Site Compliance Evaluations	861	585	935	160	2,541
Asbestos Inspections	163	154	146	148	611
Stack Tests Observed	0	0	1	2	3
Stack Tests Reviewed	347	397	338	270	1,352

Lead Based Paint					
Lead Based Paint Certifications					
Inspector	0	0	0	6	6
Risk Assessor	2	2	1	74	79
Abatement Worker	0	0	0	11	11

Air Quality Division (continued)

Lead Based Paint (continued)					
Lead Based Paint Certification (continued)	QTR 1	QTR 2	QTR 3	QTR 4	TOTAL
Supervisor	3	0	0	34	37
Project Designer	0	0	0	0	0
Firm	0	0	1	52	53

Lead Based Paint Compliance Inspections	2	14	1	12	29
Lead Based Paint Enforcement Actions	0	0	3	2	5
LBP Enforcement Actions resulting in LBP contractor returning to substantial compliance with program requirements	0	0	3	2	5

Lead Based Paint Outreach					
Events	0	0	2	0	2
Participants	0	0	32,607	0	32,607

Air Quality Permitting					
Construction Applications/Permits Issued					
Minor Received	51	59	64	81	255
Minor Issued	50	61	63	73	247
Major Received	8	1	7	6	22
Major Issued	4	4	5	4	17
PSD Received	0	0	1	0	1
PSD Issued	0	1	0	1	2

Operating Applications/Permits Issued					
Minor Received	310	221	249	275	1,055
Minor Issued	306	202	242	263	1,013
Major Received	22	24	28	21	95
Major Issued	27	24	24	18	93
PSD Received	0	0	0	0	0
PSD Issued	0	0	0	0	0
Title V Initials and Modifications Received	5	4	1	2	12
Title V Initials and Modifications Issued	1	1	8	1	11
Title V Renewals and Modifications Received	17	20	27	19	83
Title V Renewals and Modifications Issued	26	23	16	17	82
Acid Rain Received	0	0	0	0	0
Acid Rain Issued	1	0	0	0	1
Relocation Received	4	4	2	5	15
Relocation Issued	4	6	2	3	15
Applications Withdrawn	2	3	5	13	23
Title V Initial and Renewal Modifications Issued - Total	18	15	9	9	51

Air Quality Permitting (continued)					
Operating Applications/Permits Issued (continued)	QTR 1	QTR 2	QTR 3	QTR 4	TOTAL
Title V Initial and Renewal Modifications Issued - Significant	0	1	0	0	1
Applicability Determination Received	5	9	7	5	26
Applicability Determination Issued	3	6	8	5	22
Permits Denied	0	0	0	0	0
Total Applications Received	400	318	358	393	1,469
Total Permits Issued	394	304	344	367	1,409
Minor Permits Issued > 90 Day Goal	58	75	33	49	215
Tests Observed	0	1	0	1	2
Performance Inspections	0	0	1	0	1
Permit Protest Hearings	0	0	0	0	0
Number of PSD Modeling Analysis Conducted	2	2	1	1	6
Number of Title V Air Permits Passing Federal Review	24	28	18	28	98

Public Information and Education					
Ozone Watches and Alerts					
Oklahoma City	5	1	0	4	10
Tulsa	8	1	0	8	17
Lawton	1	0	0	0	1
Rural Oklahoma	0	0	0	0	0
AQ Health Advisories	22	3	2	14	41

Environmental Education					
Events					
Conference Presentations	2	0	1	0	3
Conference Displays	0	0	0	0	0
Community Wide Events	0	1	1	0	2
Education Presentations					
K-12	0	0	0	0	0
University	0	0	3	1	4
Community/Adult	2	3	1	0	6
Contacts	951	3,611	164	8	4,734

Quality Assurance					
Audits					
Continuous	44	38	39	36	157
Non-Continuous	14	17	12	15	58
Interlab	6	3	7	4	20
Data Validation	311	316	306	334	1,267
Standards Certified	144	130	111	154	539
Filter Checks	55	20	62	45	182
Precision Tests	454	440	368	449	1,711

Environmental Complaints and Local Services Division

Environmental Complaints and Local Services Division					
Complaint Statistics	QTR 1	QTR 2	QTR 3	QTR 4	TOTAL
Total Spills/Complaints Received	1,040	832	1,077	1,137	4,086
Spills/Complaints Referred to Other Agencies	68	60	69	100	297
Total DEQ Spills/Complaints Received	972	772	1,146	1,037	3,927
Spills Received	78	72	74	106	330
Complaints Received	854	700	1,003	931	3,488
Publicly-Owned Wastewater Facility and Lines	34	23	52	43	152
Private Wastewater Service Lines	36	26	57	71	190
Public Water Supply	99	81	43	51	274
Fish Kills	39	0	8	21	68
Harmful Algal Bloom/Blue Green Algae	1	0	0	2	3
Unpermitted Discharge	19	22	34	22	97
Industrial Stormwater	2	2	1	5	10
Industrial Wastewater Treatment	5	3	3	1	12
Medical Marijuana - IWW	5	8	6	6	25
Fugitive Dust	46	57	43	44	190
Air Facilities Emissions	14	11	11	12	48
Odors	24	37	46	31	138
NESHAP Violations	6	3	4	3	16
Lead Based Paint	0	1	0	1	2
Solid Waste Car Wash Sludge	0	0	0	0	0
Solid Waste Transfer Station	1	0	0	0	1
Solid Waste Landfill Operation	5	2	8	6	21
Tires	9	3	13	16	41
Hazardous Waste Facility Operation	0	0	0	0	0
Hazardous Waste Improper Disposal	2	1	1	0	4
Radiation	2	1	4	1	8
Underground Injection Control	0	0	0	1	1
Total Retention Lagoon - lagoon, collection and land application	2	11	11	6	30
On-site Sewage	112	90	159	177	538
Improperly installed on-site sewage system (certified installation)	8	3	7	5	23
Improperly installed on-site sewage system (non-certified installation)	21	13	15	12	61
Aerobic system maintenance (system installed 2 years or less)	3	1	2	4	10
Malfunctioning aerobic system	27	17	39	36	119
Private Water Supply	12	5	4	6	27
Open Burning	106	82	111	99	398
Unpermitted Disposal of Solid Waste	211	158	255	187	811
Septage Pumpers and Haulers	5	0	3	2	10
Construction Stormwater-permit or discharge	40	35	62	44	181
Minor Water Supplies	1	2	0	1	4
Self-reported Spill/Release - Highway Remediation	0	0	10	0	10
Disaster Response					
Debris Disposal Sites Registered	0	5	13	34	52
FOIA Searches	336	317	311	330	1,294

Inspections					
Air Inspections	QTR 1	QTR 2	QTR 3	QTR 4	TOTAL
Monitoring Inspections	0	0	0	0	0
Waste Management - Solid Waste Inspections					
Monitoring Inspections	29	5	7	14	55
Water Quality					
Public Water Supply					
Monitoring Inspections	402	597	136	272	1,407
Minor Water Systems	62	37	121	269	489
Municipal Wastewater					
Monitoring Inspections	73	70	86	130	359
Total Retention Lagoons					
Monitoring Inspections	105	114	80	97	396
Industrial Wastewater					
Monitoring Inspections	60	63	78	210	411
Stormwater					
NOT Inspections	191	274	390	281	1,136
Active Permit Inspections	49	48	42	46	185
No Exposure Inspections	359	162	15	31	567
Septage Pumpers					
Inspections	16	29	202	25	272
Total number of Inspections					5,277
Enforcement Administration					
Enforcement Actions - Unpermitted Activities					
Notices of Violation					
Open Burning	1	7	0	3	11
Open Dumping	4	6	3	6	19
Fugitive Dust	2	1	1	0	4
Surfacing Sewage	3	3	1	2	9
Minor Water System	0	0	1	0	1
Certified Installers	1	3	2	3	9
Non-Certified Installers	9	4	5	4	22
Septage Pumpers/Haulers	1	0	0	0	1
Total Retention Lagoons	1	0	3	2	6
Highway Spill Remediation	0	1	1	1	3
Certified Soil Profilers	1	0	0	0	1
Stormwater - Construction	5	1	3	4	13
Total					99
Formal Actions					
Open Burning	0	0	1	1	2
Open Dumping	3	5	12	18	38
Fugitive Dust	1	0	0	2	3
Surfacing Sewage	19	9	5	26	59
Certified Installers	0	0	0	5	5
Non-Certified Installers	3	0	3	6	12
Septage Pumpers/Haulers	1	0	0	0	1

Environmental Complaints and Local Services Division (continued)

Enforcement Administration (continued)					
Formal Actions (continued)	QTR 1	QTR 2	QTR 3	QTR 4	TOTAL
Total Retention Lagoons	1	2	7	0	10
Highway Spill Remediation	1	1	0	0	2
Minor Water System	0	0	0	0	0
Certified Soil Profilers	0	0	0	0	0
Stormwater - Construction	1	3	2	1	7
Total					139

Fines Paid					
Open Burning	\$1,000	\$1,000	\$0	\$0	\$2,000
Open Dumping	\$0	\$0	\$500	\$14,880	\$15,380
Fugitive Dust	\$0	\$0	\$0	\$0	\$0
Surfacing Sewage	\$0	\$0	\$0	\$0	\$0
Certified Installers	\$0	\$0	\$0	\$175	\$175
Non-Certified Installers	\$4,000	\$800	\$4,700	\$5,300	\$14,800
Highway Spill Remediation	\$2,400	\$0	\$0	\$0	\$2,400
Septage Pumps/Haulers	\$500	\$7,500	\$750	\$1,500	\$10,250
Total Retention Lagoons	\$19,500	\$0	\$0	\$21,000	\$40,500
Certified Soil Profilers	\$0	\$0	\$0	\$0	\$0
Stormwater - Construction	\$0	\$13,300	\$750	\$6,750	\$20,800
Total					\$106,305

Permit Administration					
ECLS Requested Services					
Private Sewage					
Soil Tests	105	92	94	86	377
Existing System Inspections	6	12	7	19	44
Authorizations Issued	2,833	2,335	2,224	2,431	9,823
Alternative System Permits Issued	12	6	12	15	45
Septage Pumps and Haulers					
Septage Pumper Licenses Issued	14	7	168	74	263
Highway Remediation					
Highway Remediation Licenses issued	1	17	9	1	28

Water Quality					
Storm Water-Construction					
Authorizations Issued	289	223	324	975	1811
Authorizations Terminated	200	261	342	261	1064
Storm Water-Industrial					
Authorizations Issued	295	411	713	299	1718
Authorizations Terminated	3	3	5	11	22

Permit Administration (continued)					
Water Quality	QTR 1	QTR 2	QTR 3	QTR 4	TOTAL
Minor Water					
Authorizations to Construct	4	0	3	2	9
Total number of Permits/Licenses					15,204
Technical Assistance					
Air Quality	6	3	6	5	20
BGA	2	1	0	2	5
DWSRF	0	0	1	0	1
Fish Kills	1	0	0	1	2
Hazardous Waste	4	6	2	3	15
Industrial WW	12	2	8	2	24
Solid Waste	11	4	14	6	35
Minor Water	6	6	1	5	18
Onsite Sewage	194	164	149	150	657
Private Water	13	12	7	8	40
Promote Soil Profile	28	20	17	18	83
Public Water Supply	46	31	23	26	126
Septage Hauler and Transporter	5	5	9	3	22
Social Justice	1	1	0	0	2
Spill	4	0	3	3	10
Stormwater	15	6	17	5	43
Tires	0	0	1	0	1
Total Retention Lagoon	18	16	18	20	72
Water Pollution Control	17	7	4	4	32
TOTAL	383	284	280	261	1,208

Individual Water Well Evaluation					
Requested Services					
Private Water					
Water Well Inspections	0	0	0	0	0

Operator Certification					
On-site System Installer Certification					
Renewal Training Attendees	22	166	75	2	265

New Certification Examinations					
Sub-surface Examinations	10	9	2	11	32
Lagoon Examinations	3	0	0	0	3
Aerobic Spray Examinations	18	12	8	9	47
Aerobic Drip Examinations	0	1	1	0	2
Low Pressure Dosing Examinations	0	0	0	0	0

Soil Profiler Certification					
Renewal Training Attendees	1	16	19	4	40
New Certifications	0	0	1	1	2

Executive Offices

Office of Business and Regulatory Affairs					
AskDEQ	QTR 1	QTR 2	QTR 3	QTR 4	TOTAL
Toll-free Number Contacts	373	281	260	267	1,181
Emails Received	155	100	141	143	539
Email Surveys Sent	133	93	43	214	483
Survey Response Rate	17 Total/12.78%	14 Total/15.05%	13 Total/30.23%	18 Total/8.41%	62 Total/12.84%
Outreach					
Career Fairs and Booths	7	4	5	2	18
Clean Marina Program/Clean Vessel Act					
Presentations at Conferences and Other Events	1	2	1	1	5
CVA Grants Awarded	11	0	0	0	11
CVA Grant Dollars Awarded	0	\$174,103.63	\$69,086	\$22,500	\$265,689.63
Marina SAVs	0	3	1	1	5
Clean Marina Program Completion	0	1	0	1	2
Environmental Impact Reviews					
Environmental Impact Reviews	109	80	80	104	373
Office of Communications and Education					
Graphics and Publications	QTR 1	QTR 2	QTR 3	QTR 4	TOTAL
Designs/Illustrations/Graphics Produced	250	341	248	228	1,067
Publications/Brochures/Fact Sheets Produced	72	85	93	88	338
Videos Produced	23	20	15	6	64
Oklahoma Green Schools					
Registered Schools	39	7	14	1	61
Students Impacted	4,551	1,338	1,432	300	7,621
Office of Continuous Improvement					
LEAN Initiatives					
Total Lean Training Events Held					19
Number of DEQ Staff Trained in Lean Practices	0	107	37	33	177

Land Protection Division

Land Protection Division					
Council/Rulemaking Meetings					
Council Meetings	QTR 1	QTR 2	QTR 3	QTR 4	TOTAL
HWMAC Meetings/Rulemaking Hearings	0	1	0	0	1
RMAC Meetings/Rulemaking Hearings	0	1	0	0	1
SWMAC Meetings/Rulemaking Hearings	1	0	1	0	2
Total					4
Permit Administration					
Public Meetings for Permitting	0	0	0	1	1
Hazardous Waste					
Permit applications/plans received	55	53	55	39	202
Permit applications/plans approved	54	41	48	62	205
Permit Protest Hearings	0	0	0	0	0
Permits approved within timelines	54	41	48	62	205
Percent of sites on the GPRA 2030 list at which site-wide corrective action construction is complete	77%	77%	77%	77%	77%
Radiation					
License applications/amendments received	60	63	80	93	296
License applications/amendments issued	56	67	71	85	279
Licenses issued within timelines	56	67	71	85	279
Solid Waste					
Permit applications/plans received	164	156	215	165	700
Permit applications/plans approved	167	150	212	136	665
Permit Protest Hearings	0	0	0	0	0
Permits approved within timelines	167	150	212	136	665
UIC					
Permit applications/plans received	9	8	5	6	28
Permit applications/plans approved	5	13	6	5	29
Permit Protest Hearings	0	0	0	0	0
Permits approved within timelines	5	13	6	5	29
Percent of Permits/Licenses Approved Within Timelines	100.0%				
Citizen & Local Government Outreach					
Citizen Outreach - Mercury and School Chemical Disposal					
Households from which mercury was collected for recycling	8	8	8	3	27
Schools provided assistance with chemical disposal	3	4	4	4	15
Citizen Outreach - Radon					
Radon test kits requested by homeowners and schools	393				
Citizen Outreach - Radiation Surveys					
Radiation surveys performed	12	10	3	15	40

Citizen Outreach - Industrial Radiography	QTR 1	QTR 2	QTR 3	QTR 4	TOTAL
Applications processed for Industrial Radiography exams	17	37	55	39	148
Industrial Radiography exams passed	5	15	17	47	84
Number of Industrial Radiography Certification Cards issued	12	21	22	29	84
Local Government Outreach					
Local governments assisted with trash dump clean up and improved recycling programs	235				
Communities & non-profits assisted with Brownfield funding	23	11	27	23	84
Dollar amount of solid waste fees reinvested in local projects	\$1,905,000				
Land Restoration					
Brownfields					
Phase I/II Targeted Site Assessments	0	1	0	2	3
Sites cleaned up using Brownfield Revolving Loan Funds	1	0	0	0	1
Brownfield Certificates issued	0	0	1	0	1
Superfund					
Preliminary assessments and site inspections completed - LP PM20	3	3	2	2	10
Number of Superfund 5-Year Reviews completed	0	1	0	0	1
Active NPL sites	17				
NPL sites in state-lead operations and maintenance	6				
Removals conducted by DEQ	0				
Removals conducted by EPA with DEQ assistance	1				
DOD facilities going through the CERCLA process	16				
Voluntary Clean-Up Program					
Contaminated sites in the VCP	107	107	105	105	Non Cumulative
Contaminated sites cleaned up under the VCP	0	2	3	1	6
Governmental Entities					
Governmental entities assisted with restoration of damaged lands	4	1	1	2	8
Waste Tires					
Community-wide collection events held	5	5	6	14	30
Tires diverted from illegal dumping through community-wide collection events	58,805	39,849	53,517	80,716	232,887
Illegal tire dumps remediated	18	18	21	21	78
Abandoned tires remediated from illegal dumps	2,317	8,410	8,146	4,631	23,504
Tar Creek					
Tons of chat from the Tar Creek Superfund Site marketed	124,309.33	43,077.89	0.00	0.00	167,387.22
Tons of chat from the Tar Creek Superfund Site disposed	38,514.25	55,766.19	89,106.30	85,278.63	268,665.37

Land Protection Division (continued)

SCAP	QTR 1	QTR 2	QTR 3	QTR 4	TOTAL
Number of National Guard armories, orphan sites, and publically owned properties remediated and available for reuse	0	2	0	0	2

All Programs	QTR 1	QTR 2	QTR 3	QTR 4	TOTAL
Total acres of land cleaned up or restored to beneficial reuse					167.72

Complaints	QTR 1	QTR 2	QTR 3	QTR 4	TOTAL
Complaints referred to LPD	17	6	24	21	68
LPD complaints resolved	11	13	5	27	56
LPD complaints resolved within 90 days or approved extension	11	13	5	27	56
Percent of Complaints Resolved Within 90 Days or Approved Extension	100	100	100	100	100%

Inspection Programs

Hazardous Waste	QTR 1	QTR 2	QTR 3	QTR 4	TOTAL
Inspections at Oklahoma hazardous waste generators, transporters, & non-commercial disposal facilities	19	6	23	8	56
Hazardous waste inspections at Oklahoma military facilities	3	0	0	1	4
Inspections at Oklahoma commercial hazardous waste disposal facilities	3	0	2	1	6
Groundwater monitoring evaluations at hazardous waste disposal facilities (GME & OAM)	2	0	0	3	5

Radiation	QTR 1	QTR 2	QTR 3	QTR 4	TOTAL
Inspections at Oklahoma licensees	13	23	11	24	71

Solid Waste	QTR 1	QTR 2	QTR 3	QTR 4	TOTAL
Inspections at Oklahoma solid waste disposal facilities	49	30	42	68	189

Non-hazardous Industrial Waste	QTR 1	QTR 2	QTR 3	QTR 4	TOTAL
NHIW certifications reviewed	360	306	322	398	1,386

UIC	QTR 1	QTR 2	QTR 3	QTR 4	TOTAL
Inspections at Oklahoma UIC wells	6	1	6	0	13

Used Tires	QTR 1	QTR 2	QTR 3	QTR 4	TOTAL
Inspections at Oklahoma used tire processors	10	10	10	10	40
Inspections of tire dealers and motor license agents	32	96	57	14	199

Total number of inspections performed	583				
--	------------	--	--	--	--

Enforcement Administration	QTR 1	QTR 2	QTR 3	QTR 4	TOTAL
Hazardous Waste					
Notices to Comply issued	5	4	2	4	15
Notices of Violation issued	1	1	2	2	6

Enforcement Administration (continued)	QTR 1	QTR 2	QTR 3	QTR 4	TOTAL
Hazardous Waste (continued)					
Orders issued	1	1	1	0	3
Facilities in significant non-compliance	1	5	4	6	16
Dollar amount of fines paid	\$0	\$0	\$211,579.80	\$0	\$211,579.80
Supplemental Environmental Projects	0	0	0	0	0
Dollar amount of Supplemental Environmental Projects	\$0	\$0	\$0	\$0	\$0

Radiation	QTR 1	QTR 2	QTR 3	QTR 4	TOTAL
Notices of Violation issued	0	1	1	2	4
Orders issued	0	0	0	0	0
Dollar amount of fines paid	\$0	\$0	\$0	\$0	\$0
Supplemental Environmental Projects	0	0	0	0	0
Dollar amount of Supplemental Environmental Projects	\$0	\$0	\$0	\$0	\$0

Solid Waste	QTR 1	QTR 2	QTR 3	QTR 4	TOTAL
Notices of Violation issued	2	0	0	3	5
Orders issued	0	0	0	2	2
Dollar amount of fines paid	\$0	\$0	\$0	\$0	\$0
Supplemental Environmental Projects	0	0	0	0	0
Dollar amount of Supplemental Environmental Projects	\$0	\$0	\$0	\$0	\$0

UIC	QTR 1	QTR 2	QTR 3	QTR 4	TOTAL
Notices of Violation issued	1	1	0	1	3
Orders issued	0	0	0	0	0
Dollar amount of fines paid	\$0	\$0	\$0	\$0	\$0
Supplemental Environmental Projects	0	0	0	0	0
Dollar amount of Supplemental Environmental Projects	\$0	\$0	\$0	\$0	\$0

Used Tires	QTR 1	QTR 2	QTR 3	QTR 4	TOTAL
Notices of Violation issued	0	0	0	2	2
Orders issued	\$0	\$0	0	0	0
Dollar amount of fines paid	\$0	\$0	\$0	\$0	\$0
Supplemental Environmental Projects	0	0	0	0	0
Dollar amount of Supplemental Environmental Projects	\$0	\$0	\$0	\$0	\$0

Total Enforcement Actions	40				
Total Fines	\$211,579.80				
Total number SEPs	0				
Total SEP \$	\$0				

Sara Title III	QTR 1	QTR 2	QTR 3	QTR 4	TOTAL
Community Right to Know (EPCRA)					
Tier 2 Reports Filed	24	99	45,214	211	45,548
Toxic Release Reports Filed	361	0	0	0	361
Industry Request for Guidance	606	617	5,413	1,659	8,295
CAMEO/Submit Instruction/Presentations	4	4	11	9	28
LEPC Meetings Attended	12	5	4	7	28
EPA Inspections Attended	3	0	6	3	12

State Environmental Laboratory Services Division

State Environmental Laboratory Services Division	
Workload and Customer Support	
Laboratory Tests Performed (by customer)	
SDWA	18,000
OWRB	9,500
Private	7,700
Lab Priority	550
DEQ	2,000
Contractual	800
PDES	600
SELS	1,300
Total	40,450
Proficiency Testing	
Double Blind Studies	31
Tests Performed	330
Analyte Determinations	1,773
Overall Success Rate	98.9%
Customer Support	
Board and Council Meetings	7
Technical Assistance Events	15,000
Targeted Outreach Events	23
Lab Tours	4
Social Media Posts	40
New/Updated Online Services	0
Sample Kits Provided	15,000
Sample Collection Events	141
Fish Consumption Advisories Reviewed	244
Fish Consumption Advisories Issued	65
Fish Consumption Advisories Added	3
New Programs	1
New Rules	0
Staffing, Training, and Competency	
Full Time Employees	58
Turnover	14
New Hires	7

Staffing, Training, and Competency (continued)	
Current Vacancies	5
Average Experience of Staff (years)	8.7
Lean Training Events	2
Lean Projects	4
Ethics Training Events	62
Documented Staff Trainings	1,655
Professional Meetings and Conferences	91
Demonstrations of Capabilities (DOC)	53
Laboratory Scope and Capacity	
Testing Methods in Production	102
New Methods Developed	3
Technologies in Production	40
New Technologies Implemented	1
LIMS Enhancements	176
New Certifications/Accreditations	1
New/Replacement Instruments	3
New/Replacement Equipment	7
Overall Replacement Cost (all assets)	\$7,900,000
Overall Lab Capacity	37%
Quality System	
Procedures Reviewed and Revised	80
External Audits	3
Internal Audits	12
Process Improvements Opened	67
Process Improvements Closed	26
Customer Feedback received	9
Complaints received	0
New areas of accreditation	1
Laboratory Accreditation Program	
Applications received	158
OnSite Assessments	40
Virtual Assessments	4
Certifications Issued	198
Number of withdrawals/revocations	10

Water Quality Division

Water Quality Division					
TMDL Development					
TMDL	QTR 1	QTR 2	QTR 3	QTR 4	TOTAL
TMDLs Started	0	23	0	0	23
TMDLs Completed	4	0	0	22	26
208 Plan	4	4	2	0	10

Data Management					
Groundwater					
Sites With GPS Correction	2	0	0	0	2

Enforcement Administration					
Public Water Supply					
Boil Advisories	3	0	0	1	4
Notices of Violation	64	55	125	97	341
Consent / Final Orders	9	7	13	33	62
Fines Paid	\$1,000	\$8,700	\$1,500	\$26,290	\$37,490
Supplemental Environmental Projects	\$0	\$0	\$0	\$0	\$0
TOTAL number of SEPs	0	0	0	0	0

Municipal Wastewater					
Notices of Violation	34	19	21	35	109
Consent / Final Orders	8	9	7	9	33
Fines Paid	\$110,957.24	\$213,562.75	\$27,894	\$43,937.50	\$396,351.49
Supplemental Environmental Projects	\$0	\$0	\$0	\$0	\$0
TOTAL number of SEPs	0	0	0	0	0

Industrial Wastewater					
Notices of Violation	11	16	9	15	51
Consent / Final Orders	2	2	4	5	13
Fines Paid	\$0	\$9,950	\$40,750	\$22,250	\$72,950
Supplemental Environmental Projects	\$0	\$0	\$0	\$0	\$0
TOTAL number of SEPs	0	0	0	0	0

Storm Water					
Notices of Violation	3	5	3	3	14
Consent / Final Orders	0	0	0	2	2
Fines Paid	\$0	\$1,750	\$0	\$5,000	\$6,750
Supplemental Environmental Projects	\$0	\$0	\$0	\$0	\$0
TOTAL number of SEPs	0	0	0	0	0

Inspections					
Public Water Supply					
Monitoring Inspections (from ECLS)	402	597	136	272	1,407

Municipal Wastewater					
Monitoring Inspections (from ECLS)	73	70	86	130	359
Pretreatment Compliance	0	1	5	14	20
Pretreatment Audits	0	0	1	4	5
Compliance Evaluation Inspections	2	23	17	23	65
Compliance Sampling Inspections	0	0	0	1	1

Industrial Wastewater	QTR 1	QTR 2	QTR 3	QTR 4	TOTAL
Monitoring Inspections (from ECLS)	60	63	78	210	411
Compliance Evaluation Inspections	9	8	13	12	42
Compliance Sampling Inspections	0	0	1	0	1

Storm Water					
Compliance/TA Inspections	3	0	2	8	13
NOT Inspections (from ECLS)	191	274	390	281	1,136
Active Permit Inspections (from ECLS)	49	48	42	46	185
No Exposure Inspections (from ECLS)	359	162	15	31	567

Operator Certification – New Certified Examinations					
Water Operator	331	190	200	306	1,027
Wastewater Operator	239	172	171	206	788
Water Laboratory Operator	29	45	38	29	141
Wastewater Laboratory Operator	23	37	20	43	123

Permit Administration – Water Quality Permitting					
Construction Applications/Permits Issued					
Public Water Supply Received	196	132	133	172	633
Public Water Supply Issued	123	128	131	76	458
Water Well Received	6	1	8	4	19
Water Well Issued	1	3	4	3	11
Municipal Wastewater Received	88	57	68	133	346
Municipal Wastewater Issued	68	57	69	68	262

Municipal Wastewater Applications/Permits Issued					
Discharge Applications Received	12	14	13	15	54
Discharge Permits Issued	15	6	15	23	59

Industrial Wastewater Applications/ Individual Permits Issued					
Applications Received	8	11	5	5	29
Permits Issued	8	4	5	7	24

Stormwater					
Construction Authorization Processed	289	223	324	975	1,811
Multi-Sector Industrial Authorization Processed	295	411	713	299	1,718

Other Industrial General Permits					
Applications Received	5	1	0	0	6
Authorization Issued	0	1	3	6	10

Other Municipal General Permits					
Applications Received	1	0	0	1	2
Authorization Issued	1	0	0	2	3

Sludge Management Applications/Plans Approved					
Applications Received	7	8	11	9	35
Applications Approved	12	5	5	10	32

Total Permits Issuance > Timelines	11	3	10	22	46
Total Permit Protest Hearings	0	0	0	0	0



OKLAHOMA
Environmental
Quality

