

# OKLAHOMA COVID-19 WEEKLY REPORT

Weekly Epidemiology and Surveillance Report  
May 1 – May 7, 2020



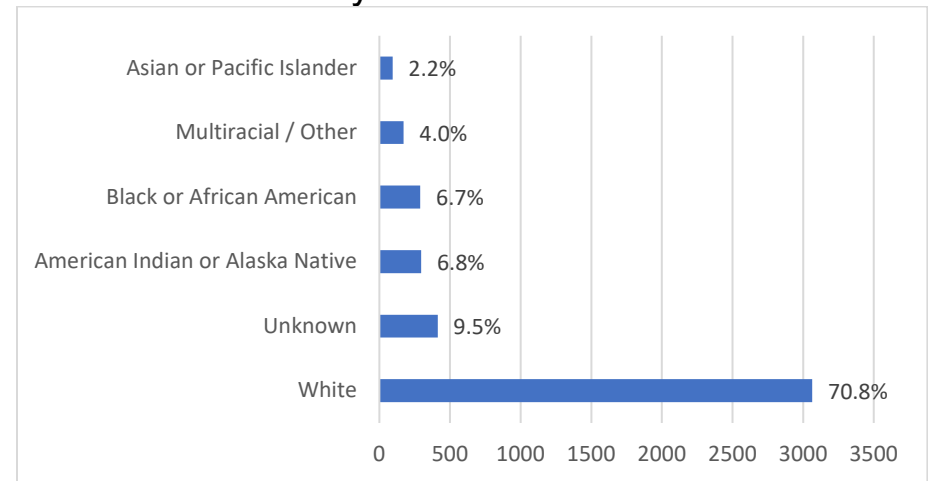
**PURPOSE** To provide up-to-date weekly epidemiological data on COVID-19 in Oklahoma.

## SNAPSHOT

	May 1 – May 7	Change <sup>1</sup>	Total
Confirmed cases	712	18.5%	4,330
Recovered cases <sup>2</sup>	584	8.3%	2,985
Deaths	38	-11.6%	260

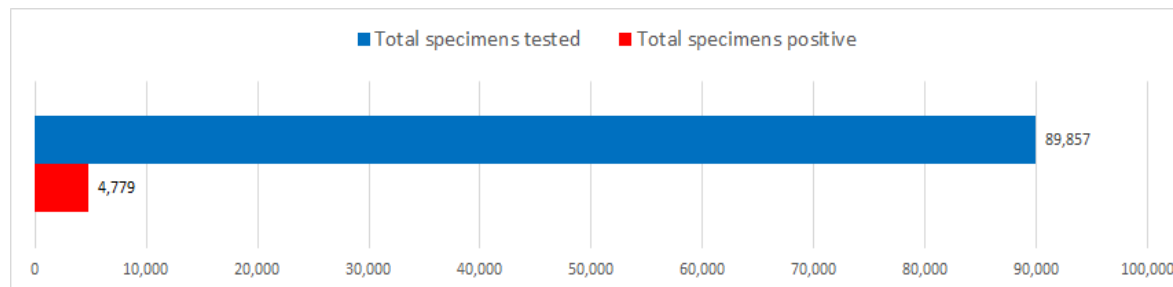
1. Change from the week of April 24–30, 2020.
2. Currently not hospitalized or deceased and 14 days after onset/report.

## COVID-19 cases by race

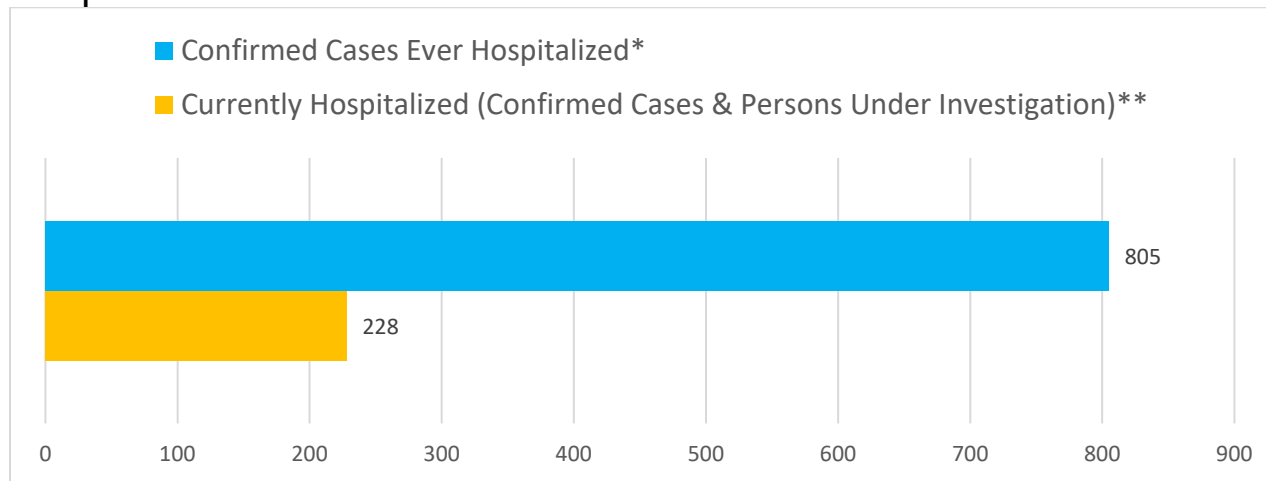


Persons aged 50 and over	Persons aged 50 and over	Females	Males
<b>53%</b>	<b>96%</b>	<b>56%</b>	<b>51%</b>
of cases	of deaths	of cases	of deaths

## Testing (up-to-date as of May 6)



## Hospitalizations



\*Ever hospitalized includes discharged, deceased, currently hospitalized and recovered.

\*\*Source OSDH Beds Survey. Note, facility response rate of 89% on 5/7/2020.

---

## KEY POINTS

- **712** confirmed cases in the past week  
18.5% increase from the week before (April 24–30).
- **38** deaths occurred in the past week  
-11.6% decrease from the week before (April 24–30).
- **89,857** specimens have been tested in total.
- **71** counties (out of 77) have had at least a confirmed case of COVID-19

---

## WHAT'S NEW

As you examine the trend line for new cases (page 12), it may seem alarming that there may be a slight upward trend. While we are keeping a close eye on this, we believe the reason behind this trend is our improved active case finding. We have been able to increase our capacity to conduct thorough case and contact investigations throughout the state. Given that the purpose of contact tracing is to find cases, it is actually encouraging to see the case numbers go up because it shows that our contact tracing is working. Keep in mind, this is true as long as other indicators, such as hospitalizations and deaths continue their downward trend.

---

## GATING CRITERIA

- Progress on meeting the components of the reopening guidelines proposed by the White House, called the “gating criteria”. More information available at <https://www.whitehouse.gov/openingamerica/>

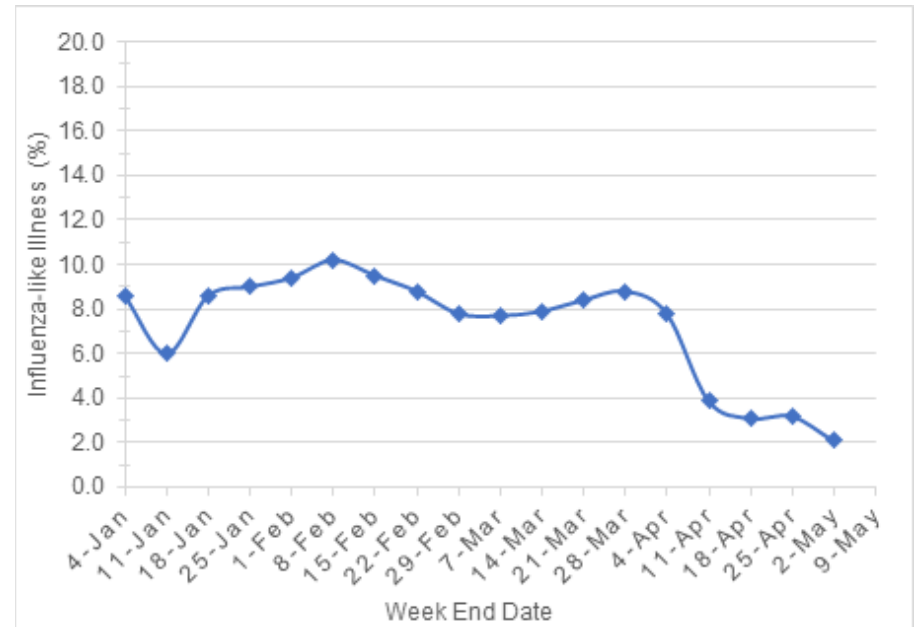
### Proposed State or Regional Gating Criteria Satisfy Before Proceeding to Phased Comeback

SYMPTOMS	CASES	HOSPITALS
Downward trajectory of influenza-like illnesses (ILI) reported within a 14-day period	Downward trajectory of documented cases within a 14-day period	Treat all patients without crisis care
AND	OR	AND
Downward trajectory of covid-like syndromic cases reported within a 14-day period	Downward trajectory of positive tests as a percent of total tests within a 14-day period (flat or increasing volume of tests)	Robust testing program in place for at-risk healthcare workers, including emerging antibody testing

## Symptoms Criteria

Downward trajectory of influenza-like illnesses (ILI) reported within a 14-day period

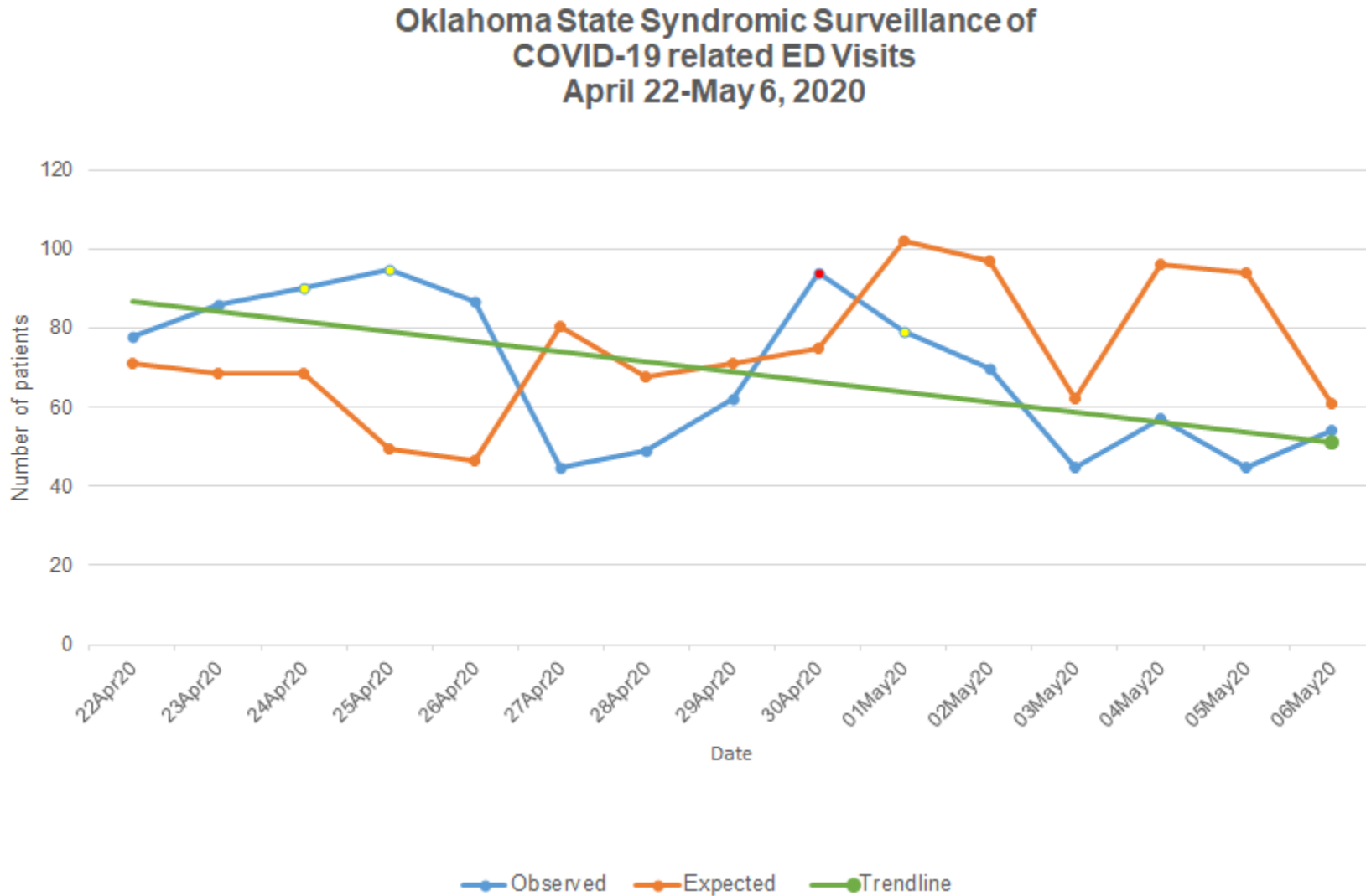
Weekly percentage of **Influenza-Like Illness (ILI)** (%),  
Morbidity and Mortality Weekly Report,  
Oklahoma, Jan–May 2020



**Interpretation:** Data on Influenza-Like Illness shows a slight decline in the daily number and weekly percentage of influenza-like illness cases in the past 2 weeks.

# Downward trajectory of covid-like syndromic cases reported within a 14-day period

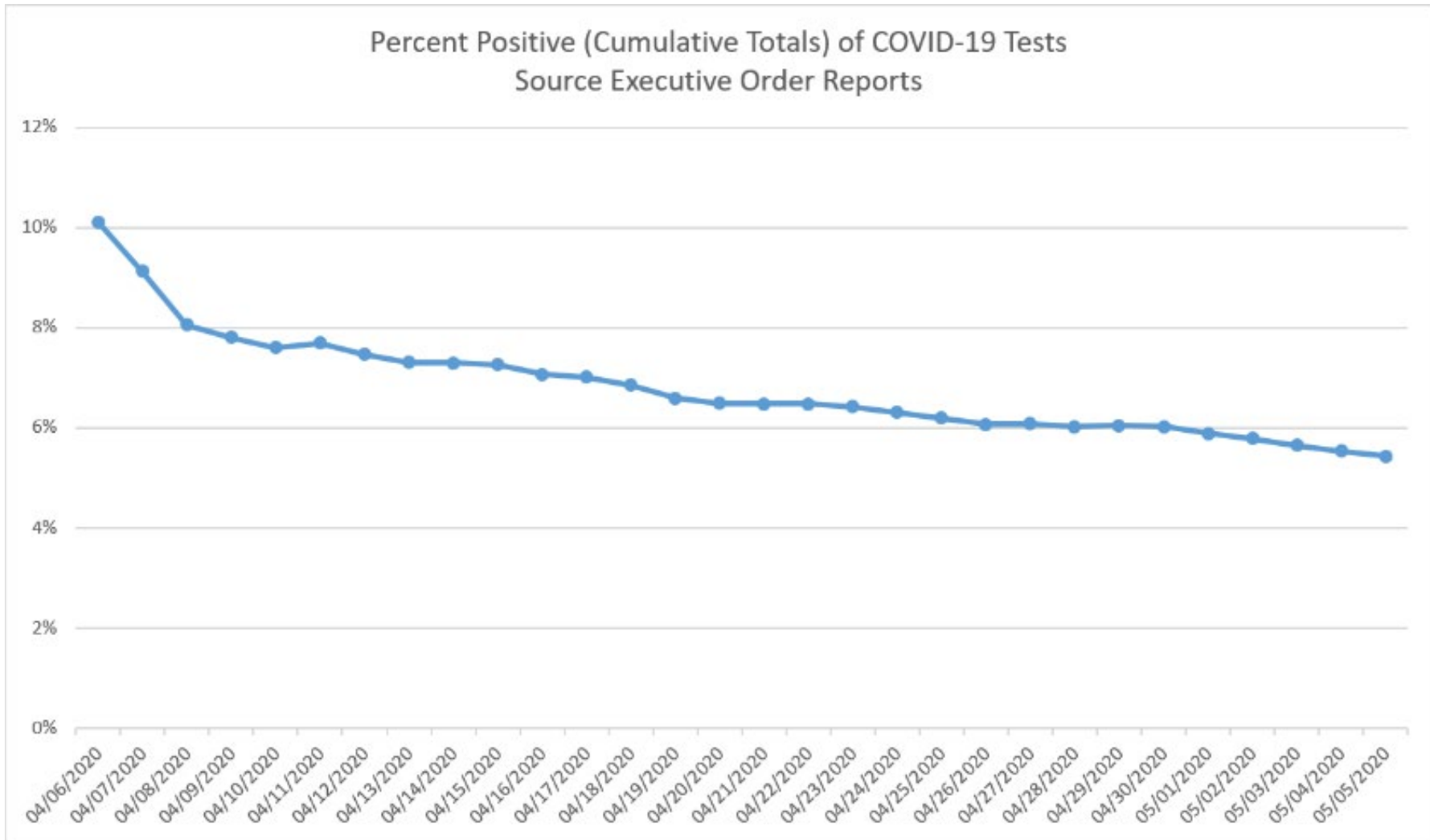
COVID-19 Related Emergency Department Visits, Oklahoma State Syndromic Surveillance, April 22-May 6, 2020



**Interpretation:** Data from syndromic surveillance shows a slight decline in the number of COVID-19 related emergency department visits in the past 2 weeks.

Downward trajectory of positive tests as a percent of total tests within a 14-day period (flat or increasing volume of tests)

**Percent of positive specimens, Oklahoma, April 6 – May 5, 2020**

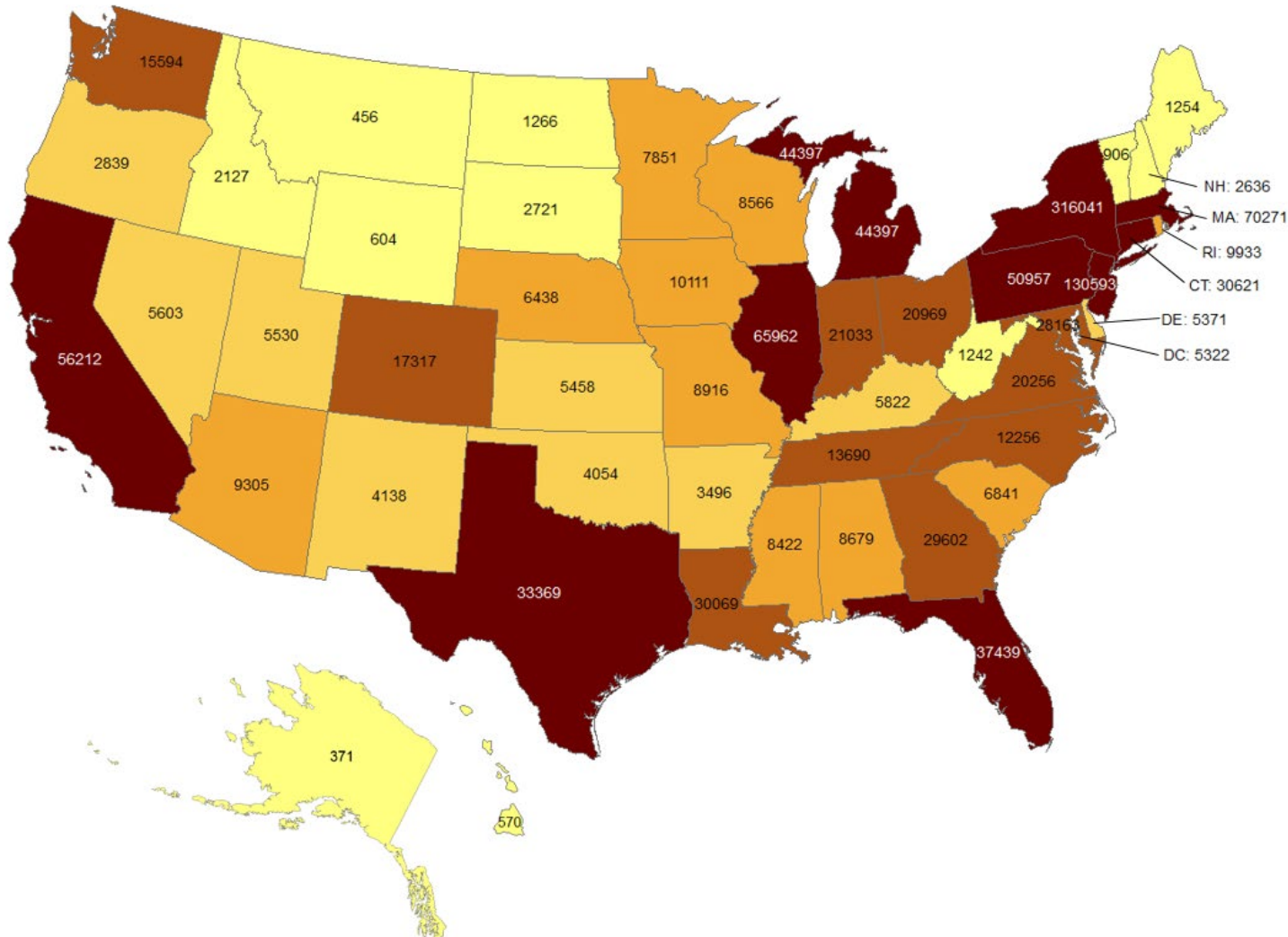


---

## OKLAHOMA IN COMPARISON

### Total number of reported COVID-19 cases

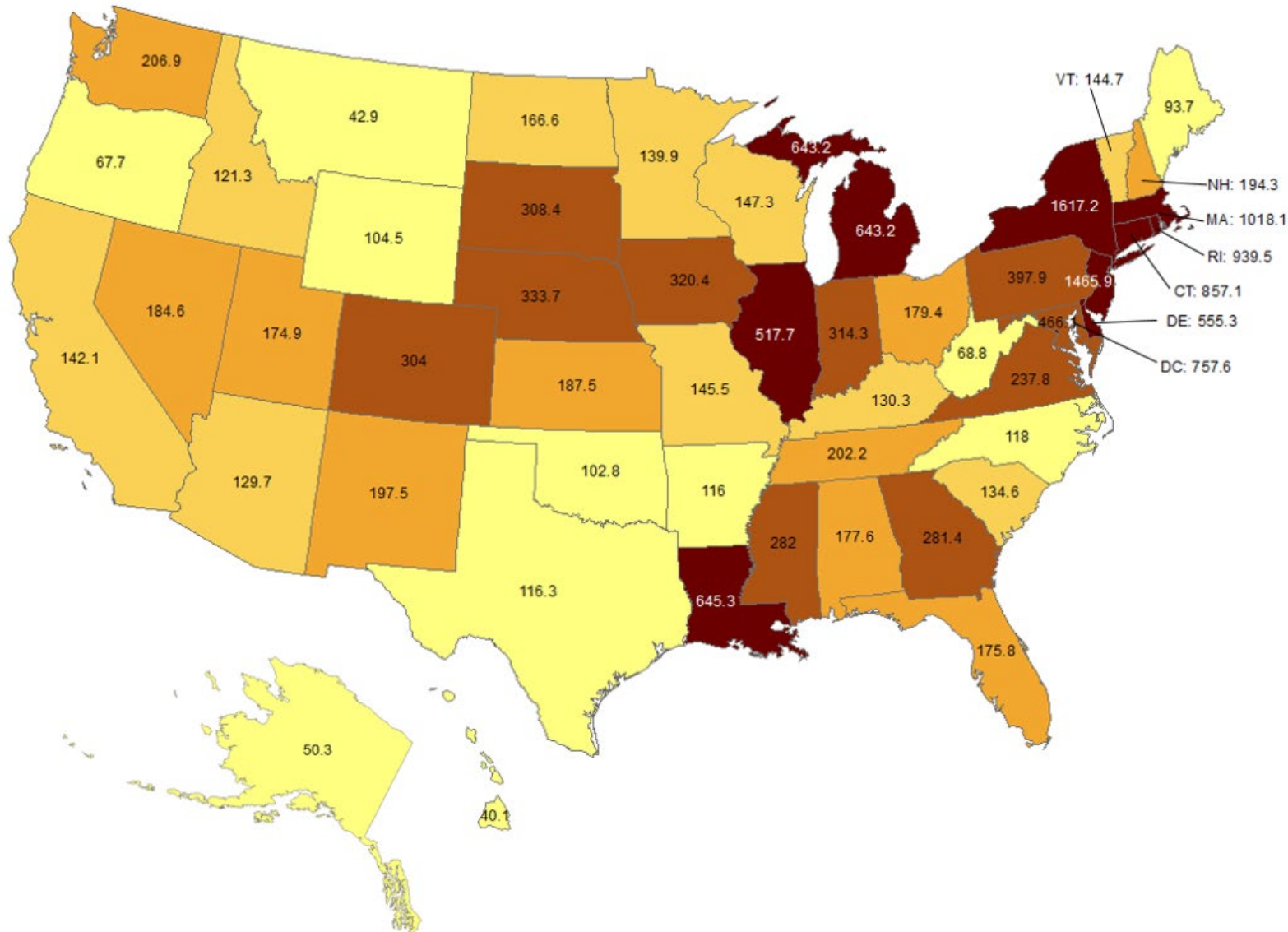
Oklahoma ranks **38** (out of all States) in the total number of reported COVID-19 cases in the US.



Data from CDC. Available at <https://www.cdc.gov/covid-data-tracker/index.html>  
Data as of May 6, 2020

## Cumulative incidence of reported COVID-19 cases

Oklahoma ranks **45** (out of all States) in the cumulative incidence (per 100,000 persons) of reported COVID-19 cases in the US.

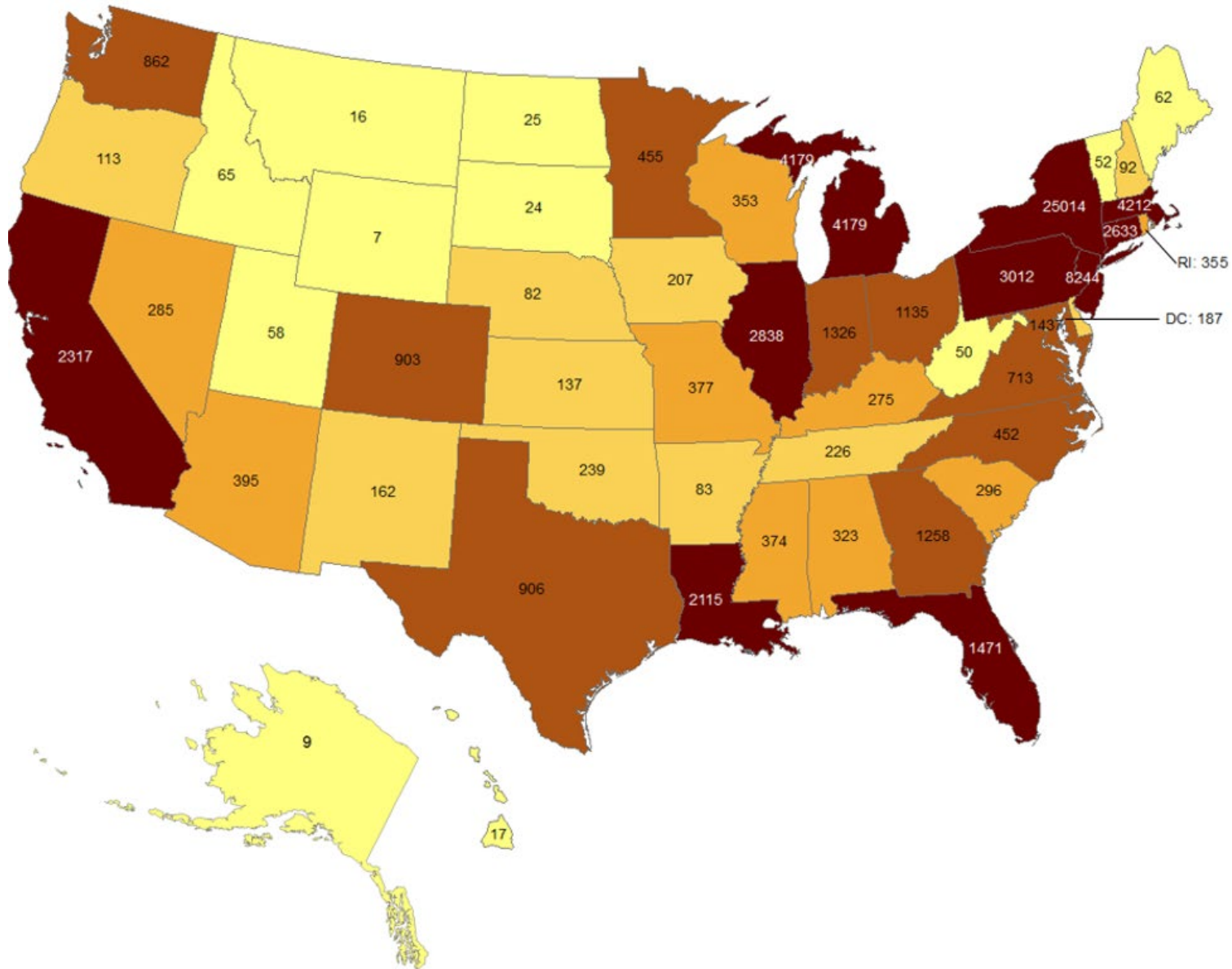


Data from CDC. Available at <https://www.cdc.gov/covid-data-tracker/index.html>  
Data as of May 6, 2020



## Total number of reported COVID-19 deaths

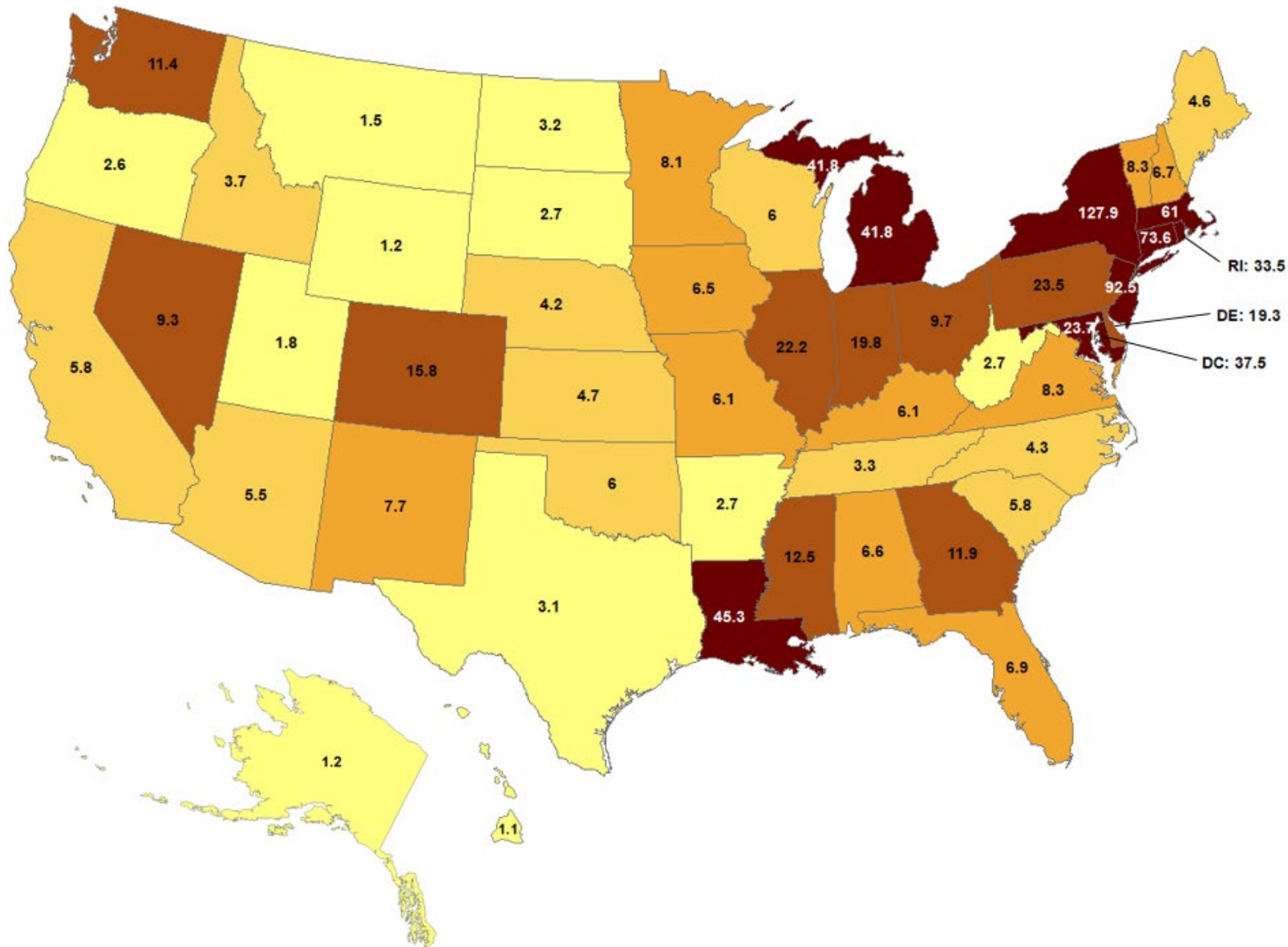
Oklahoma ranks **31** (out of all States) in the total number of reported COVID-19 deaths in the US.



Data from CDC. Available at <https://www.cdc.gov/covid-data-tracker/index.html>  
Data as of May 6, 2020

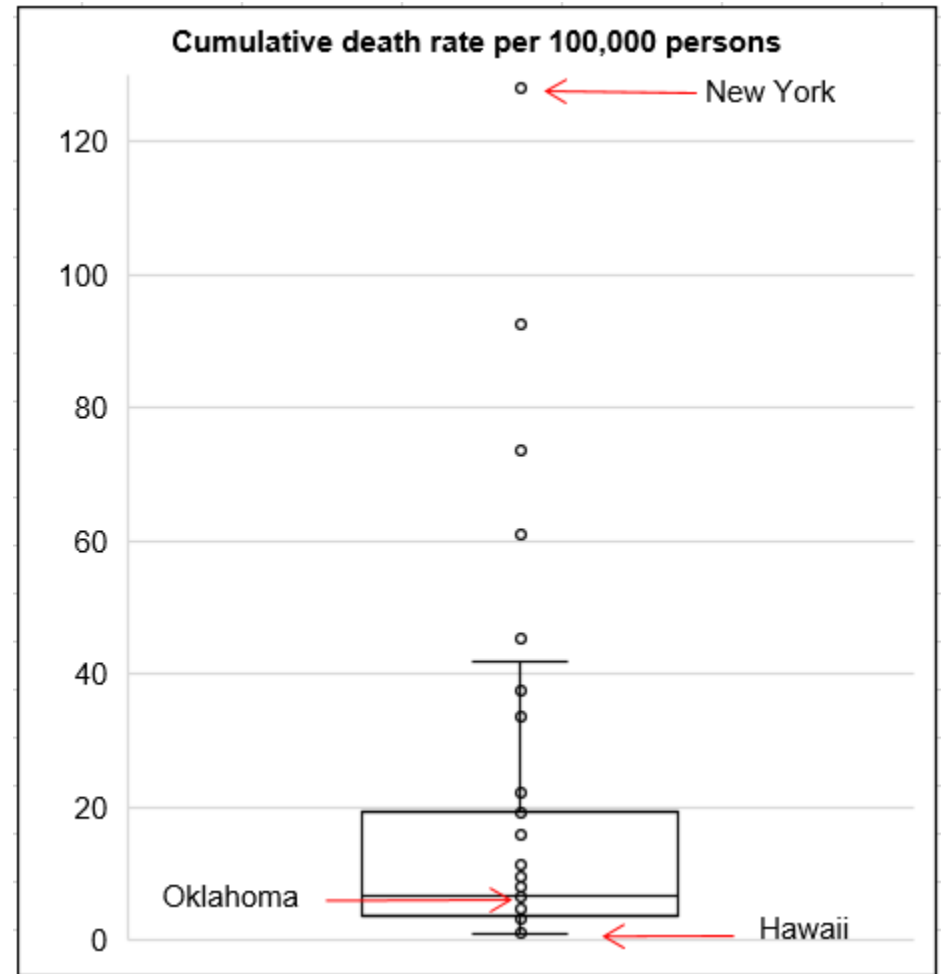
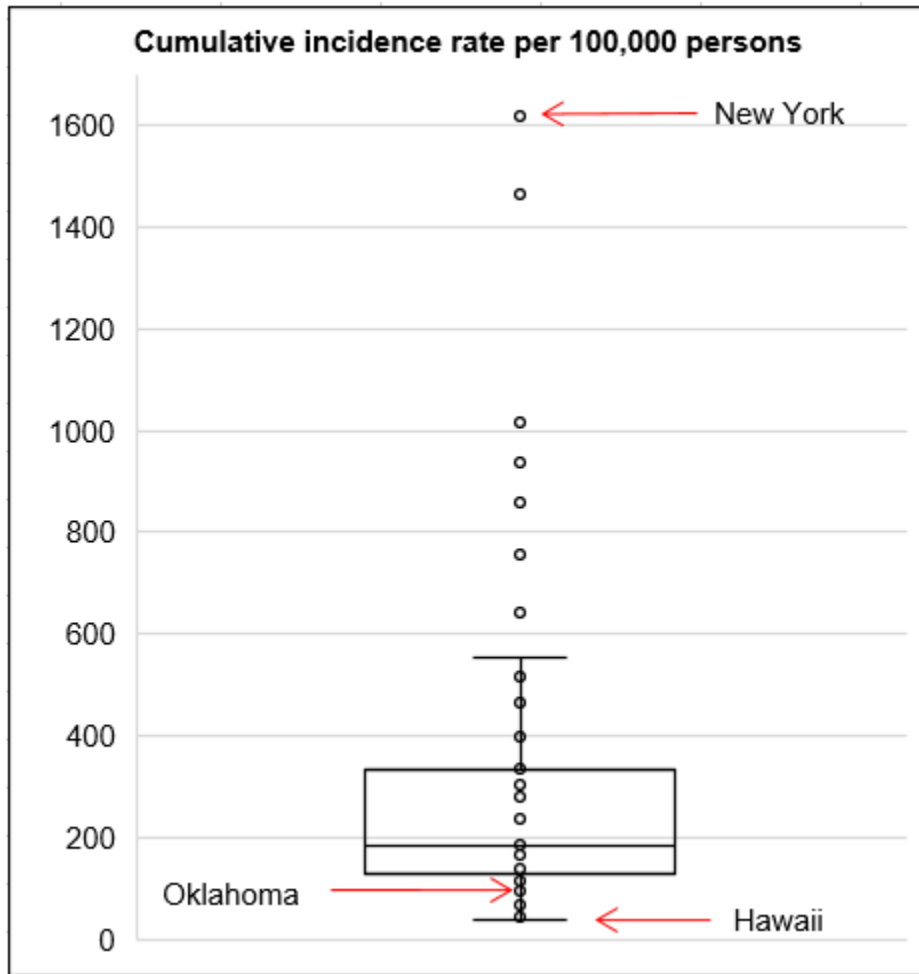
## Cumulative death rate of reported COVID-19 cases

Oklahoma ranks **30** (out of all States) in the cumulative death percent of reported COVID-19 cases in the US.



Data from CDC. Available at <https://www.cdc.gov/covid-data-tracker/index.html>  
Data as of May 6, 2020

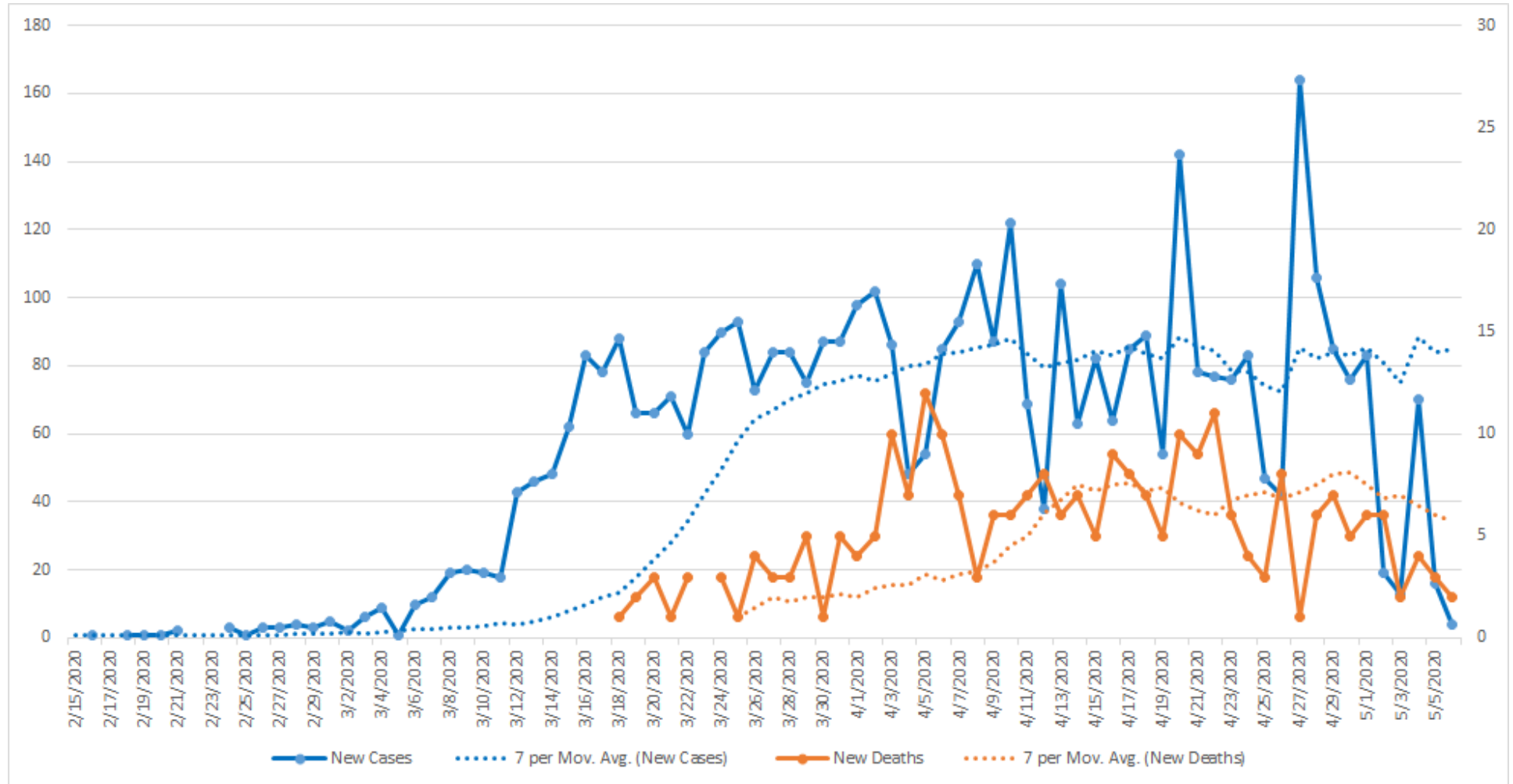
## Cumulative incidence and cumulative death rate of reported COVID-19 cases



**Interpretation:** Oklahoma has cumulative incidence and cumulative death rate below the median of the US.

# CASES AND DEATHS

New cases (by date of onset) and new deaths (by date of death) of COVID-19 in Oklahoma, March–May 2020

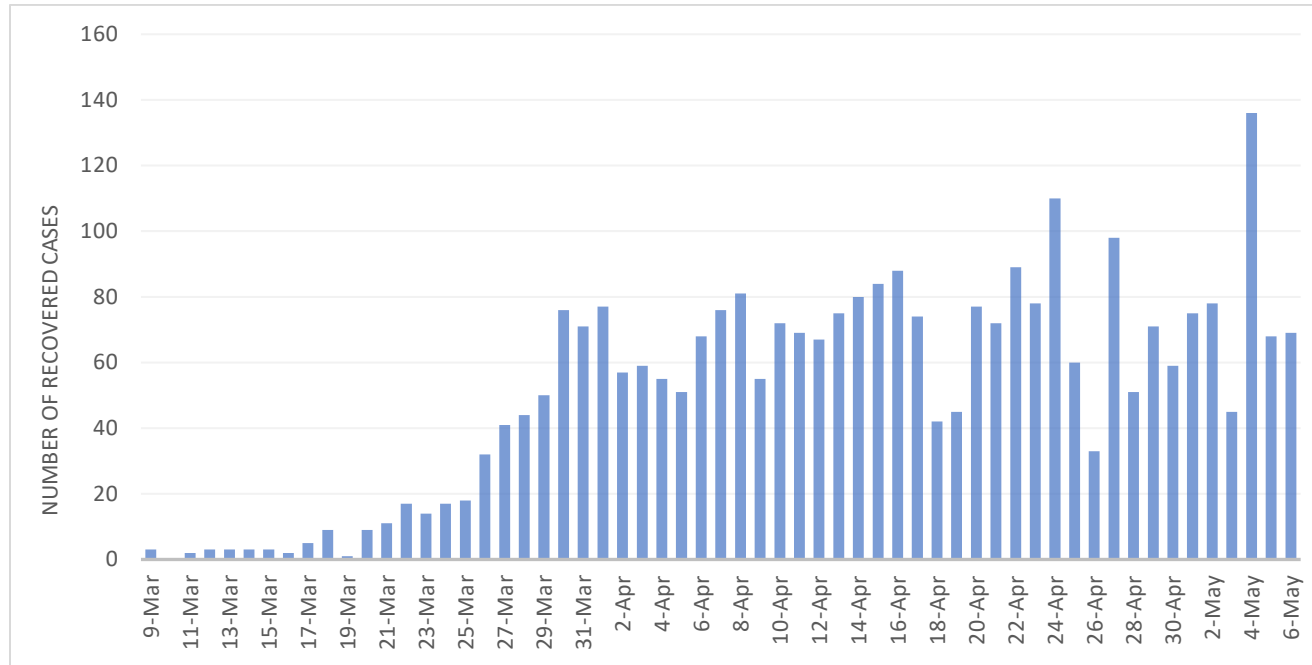


Data as of May 6, 2020.

Please note the different axes for new cases (left—from 0 to 180 for new cases) and new deaths (right—from 0 to 30 for new deaths). Additionally a 7 day lag has been applied to the trend line based on information collected to-date for the week of 4/12 and 4/18 where within 7 days of onset date 90% of the cases had been reported.

## RECOVERED CASES

Distribution of recovered cases of COVID-19, March–May 2020, Oklahoma



Note: A recovered case is an individual currently not hospitalized or deceased AND 14 days after the onset of symptoms

## DISEASE TESTING

	April 29- May 6	Total Number
Specimens tested <sup>1</sup> , count	23,680	89,857
Specimens positive, count (%)	839 (3.5%)	4,779 (5.3%)

1. Includes state and private laboratories.

Note: Specimen counts may not reflect unique individuals.

---

## EPIDEMIOLOGICAL ESTIMATES

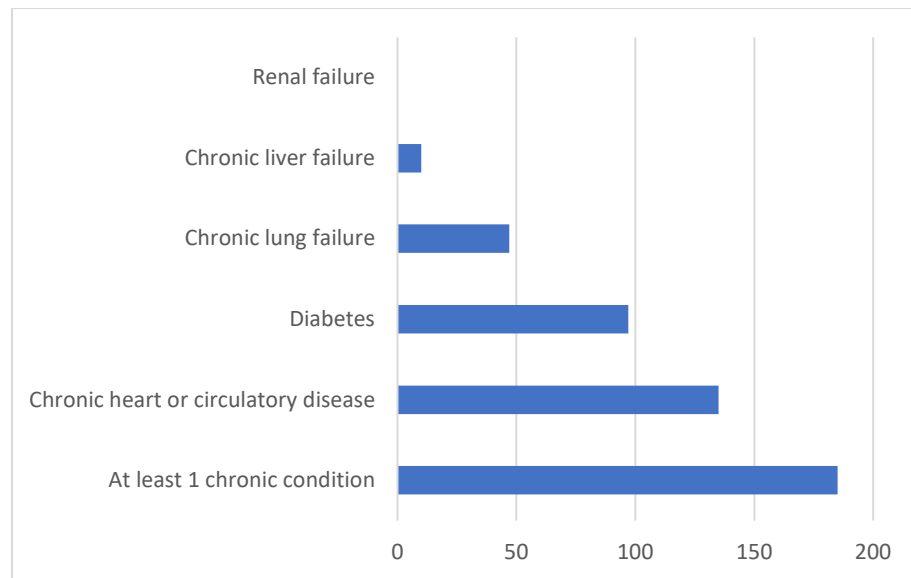
	Estimate	Notes / Interpretation
<b>Cases</b>		
Cumulative incidence	108.4 (per 100,000 persons)	From March 7 to May 6, there were about 108 (per 100,000) new cases of COVID-19 in Oklahoma.
Absolute change in cumulative incidence from previous week	5.5 (per 100,000 persons)	Compared to April 24- April 30, there were 5.5 (per 100,000) more cases of COVID-19 in Oklahoma during the past week (May 1 - May 7).
<b>Disease Severity</b>		
Case-fatality risk (crude)	5.9%	The estimate is not adjusted for the lag time from reporting to death (i.e., delay between the time someone dies and the time their death is reported). The fatality estimate could be lower due to cases that were undiagnosed or had milder symptoms.
Hospitalization rate (overall)	20.4 (per 100,000 persons)	About 20 (per 100,000 persons) were hospitalized for COVID-19 during this outbreak.

---

## Comorbidities among deceased cases

Comorbidities	Number (%)
At least 1 chronic condition*	185 (71.2)
Chronic heart or circulatory disease	135 (51.9)
Diabetes	97 (37.3)
Chronic lung failure	47 (18.1)
Chronic liver failure	10 (3.8)
Renal failure	0 (0)

\*Chronic conditions include; chronic heart or circulatory disease, diabetes, chronic lung failure, chronic liver failure and renal failure



## DEMOGRAPHIC INFORMATION

	Cases count (%)*	Death count (%)*
<b>Gender</b>		
Male	1,894 (43.7)	133 (51.2)
Female	2,436 (56.3)	127 (48.8)
<b>Age group</b>		
Under 1- 4	31 (0.7)	0 (0.0)
5-14	68 (1.6)	0 (0.0)
15-24	394 (9.1)	2 (0.8)
25-34	584 (13.5)	2 (0.8)
35-44	620 (14.3)	3 (1.2)
45-54	624 (14.4)	9 (3.5)
55-64	730 (16.7)	36 (13.9)
65-74	576 (13.3)	74 (28.5)
75-84	385 (8.9)	65 (25.0)
85+	299 (6.9)	69 (26.5)
Unknown	19 (0.4)	
<b>Race</b>		
American Indian or Alaska Native	296 (6.8)	20 (7.7)
Asian or Pacific Islander	94 (2.2)	2 (0.8)
Black or African American	290 (6.7)	21 (8.1)
Multiracial/Other	172 (4.0)	7 (2.7)
White	3,065 (70.8)	198 (76.2)
Unknown	413 (9.5)	12 (4.6)
<b>Ethnicity</b>		
Hispanic or Latino	575 (13.3)	5 (1.9)
Not Hispanic or Latino	3,165 (73.1)	228 (87.7)
Unknown	590 (13.6)	27 (10.4)

\* percentages may not add up to 100 due to rounding.

- The **average age of cases** was **51** years.
- The youngest case was less than a year old and the oldest case was 102 years.
- The **average age of individuals who died** was **75** years.
- The youngest individual to die from COVID-19 was 22 years and the oldest was 100 years.



## HEALTHCARE & NON-HEALTHCARE

Status <sup>1</sup>	Non-Healthcare Worker count (%) <sup>*</sup>	Healthcare Worker count (%) <sup>*</sup>
Active	983 (27.4)	102 (13.8)
Deceased	256 (7.1)	4 (0.5)
Recovered	2,349 (65.5)	636 (85.7)
<b>Total</b>	<b>3,588</b>	<b>742</b>

\* percentages may not add up to 100 due to rounding.

1. Data as of May 6, 2020.

## POPULATIONS WHO RESIDE IN CONGREGATE SETTING

Cases and deaths, by long-term care and correctional facilities, March-May 2020, Oklahoma.

	Cases	Deaths
<b>LTCF<sup>1,2</sup></b>		
Residents	658	115
Staff	343	2
<b>Total</b>	<b>1001</b>	<b>117</b>
<b>Correctional Facilities<sup>3</sup></b>		
Inmates	62	1
Staff	40	0
<b>Total</b>	<b>102</b>	<b>1</b>

1. Long term care facility or nursing home

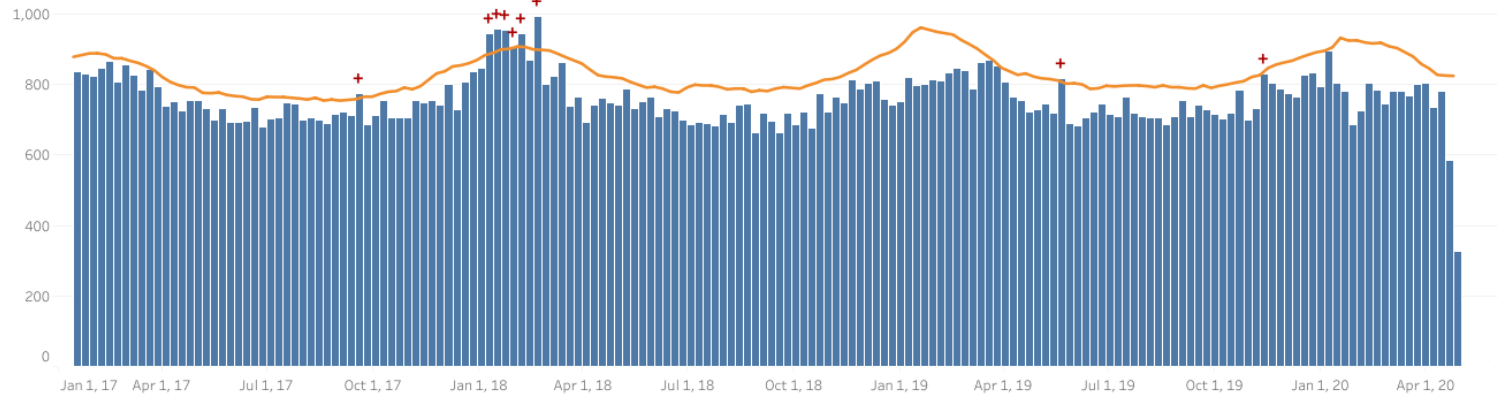
2. Data as of May 6, 2020.

3. Correctional facilities include prisons, jails, and juvenile detention centers.

# Oklahoma Excess Death Analysis

- + indicates observed count above threshold
- █ Predicted number of deaths from all causes
- threshold for excess deaths

Weekly number of deaths (from all causes)



Source: CDC, National Center for Health Statistics, [https://www.cdc.gov/nchs/nvss/vsrr/covid19/excess\\_deaths.htm#dashboard](https://www.cdc.gov/nchs/nvss/vsrr/covid19/excess_deaths.htm#dashboard), May 7, 2020 11am.

---

## ACKNOWLEDGEMENT

The weekly report is made by possible through the efforts of county and city public health and healthcare professionals.

---

## NOTES

Every effort is made to ensure accuracy and the data is up-to-date for the time period reported.

For daily updates on COVID-19, please visit <https://coronavirus.health.ok.gov/>