



OKLAHOMA

# FY 2025 EXECUTIVE BUDGET

Submitted by

**GOVERNOR  
J. KEVIN STITT**

to the second session of the  
59th Oklahoma Legislature

# **FY 2025 Executive Budget**



**Governor  
J. Kevin Stitt**

**Feb. 5, 2024**



J. Kevin Stitt  
Office of the Governor  
State of Oklahoma

Citizens of the Great State of Oklahoma and the Oklahoma Legislature:

It is with great pride that I present you with the Executive Budget for the 2025 Fiscal Year; a year we enter on strong financial footing.

The Executive Budget mirrors the four priorities my administration has set forth this year: defend the taxpayer dollar, protect Oklahomans, modernize government, and promote Oklahoma.

Throughout my administration, I have fought for fiscal conservatism and good stewardship of the taxpayer dollar. The 2025 Fiscal Year will be no different. I call on state government to enact flat budgets and work to streamline and modernize our operations to ensure taxpayers are getting the highest caliber of service in the most cost-effective way possible.

As we have revenue growth, it should be automatic to return excess to the taxpayers, not seek out bigger government programs.

By enacting budgets that keep government small and easy to navigate, we are setting ourselves up as the most business-friendly state in the nation, and that will pay dividends for generations to come.

Oklahoma is the best place to live, work, and raise a family. We want more people to move here and more companies to choose to be located here to take advantage of what our great state has to offer.

I look forward to partnering with elected officials and the voters that designated them to lead Oklahoma to the next era of growth and prosperity.

May God bless you, and may God bless the great State of Oklahoma!

Sincerely,

A handwritten signature in black ink, appearing to read "Kevin Stitt".

J. Kevin Stitt  
Governor of Oklahoma



**John P. Laws**  
Secretary of Budget, State Chief Financial Officer  
State of Oklahoma

---

Dear Governor Stitt:

Please find enclosed your Fiscal Year 2025 Executive Budget. Calendar year 2023 was another strong year for the State of Oklahoma in that gross receipts to the state treasury reached nearly \$17.0 billion, just beneath the all-time high of \$17.4 billion received over the same period one year ago. Oklahoma's economy continues to benefit from historical and recent efforts to increase the breadth of contributing industries and enhance net migration to the state. As the post-pandemic era continues to develop, these efforts bolster the solid foundation that benefits Oklahomans today and provides an expanded opportunity set for growth in the future.

As in years past, the Executive Budget includes an overview of the financial condition of the State of Oklahoma. The status and trends of revenues, expenditures, liabilities, and assets, to include the state's robust savings levels, position Oklahoma for a sustainable financial outlook.

The December Board of Equalization recurring revenue is net of the full year impact of the tax reform associated with the elimination of the franchise tax and marriage penalty, caregiver tax credit, as well as the increased school choice tax credit you supported in the 59<sup>th</sup> Legislature. The proposed level of expenditures for Fiscal Year 2025 reflects your stated objectives to fund government at a level consistent with the prior fiscal year, after making certain adjustments, which includes a significant level of investment in K-12 education. It is important to note that your proposal for consistent levels of funding does not limit agencies from expanding services, rather it encourages leaders to modernize operations and realize higher levels of efficiency that can fund emerging priorities. The difference in recurring revenues and the proposed recurring expenditure level provides for the tax relief that your budget proposes for all Oklahomans.

Next, this budget proposes to make a direct appropriation to the Revenue Stabilization Fund in the amount of \$1.0 billion, which approximates four times the amount of the full tax year impact of the one-quarter point individual income tax rate reduction for which you have recently called. This deposit is funded from the state's current savings and would bring the Revenue Stabilization Fund to an apex that Oklahoma has never before experienced.

In summary, the recommended budget is balanced, maintains the funding levels for government services consistent with the prior year, after certain adjustments, and provides tax relief to all Oklahomans while also growing reserves.

Finally, I would like to extend my thanks to Office of Management and Enterprise Services Budget staff and analysts who spent countless hours preparing the Executive Budget and related materials. These individuals are an asset to the State of Oklahoma, and I greatly appreciate their hard work and dedication.

Respectfully,

A handwritten signature in blue ink that reads "John P. Laws". The signature is fluid and cursive, with the first letters of the first and last names being capitalized and prominent.

John P. Laws  
Secretary of Budget, State Chief Financial Officer

---

# OKLAHOMA OFFICE OF MANAGEMENT AND ENTERPRISE SERVICES

Feb. 5, 2024

Citizens of the State of Oklahoma  
Members of the Second Regular Session  
of the 59th Legislature

## FY 2025 EXECUTIVE BUDGET and HISTORICAL INFORMATION

Governor J. Kevin Stitt's FY 2025 budget consists of his budget recommendations to the 2024 Legislature, explanations of budget recommendations for state agencies, as well as a discussion of state revenues, and a summary of his proposed budget. This document is available online by accessing the Oklahoma homepage at [oklahoma.gov](http://oklahoma.gov), the homepage of the Office of the Governor at [oklahoma.gov/governor](http://oklahoma.gov/governor), or the homepage of the Office of Management and Enterprise Services at [oklahoma.gov/omes](http://oklahoma.gov/omes).



**OKLAHOMA**  
Office of Management  
& Enterprise Services

2401 N. Lincoln Blvd., Room 206, Oklahoma City, OK 73105-4801

Telephone 405-521-2141 FAX 405-521-3902

This publication is issued by the Office of Management and Enterprise Services as authorized by Title 62, Section 34. Copies have not been printed but are available through the agency website. This work is licensed under a Creative Attribution-NonCommercial-NoDerivs 3.0 Unported License.

# TABLE OF CONTENTS

<b>GOVERNOR'S FY 2025 EXECUTIVE BUDGET</b> .....	<b><u>1</u></b>
Executive Summary .....	<u>1</u>
<b>FY 2025 APPROPRIATED AGENCIES BY STATEWIDE PROGRAMS</b> .....	<b><u>14</u></b>
<b>Modernizing our Education and Workforce System</b> .....	<b><u>15</u></b>
Oklahoma Arts Council .....	<u>16</u>
Oklahoma State Department of Education .....	<u>25</u>
Educational Quality and Accountability .....	<u>40</u>
HealthCare Workforce Training Commission .....	<u>49</u>
Oklahoma Educational Television Authority .....	<u>56</u>
Oklahoma School of Science and Mathematics .....	<u>64</u>
Oklahoma State University Medical Authority .....	<u>72</u>
State Regents for Higher Education .....	<u>81</u>
<b>Fostering a Healthy Oklahoma</b> .....	<b><u>91</u></b>
Oklahoma Commission on Children and Youth .....	<u>92</u>
Office of Disability Concerns .....	<u>103</u>
Health Care Authority .....	<u>110</u>
Oklahoma State Department of Health .....	<u>119</u>
J.D. McCarty Center .....	<u>131</u>
Office of Juvenile Affairs .....	<u>139</u>
Department of Labor .....	<u>148</u>
Oklahoma Department of Mental Health and Substance Abuse Services .....	<u>161</u>
University Hospitals Authority .....	<u>175</u>
Department of Veterans Affairs .....	<u>188</u>
<b>Investing in our Safety and Infrastructure</b> .....	<b><u>196</u></b>
Alcoholic Beverage Law Enforcement Commission .....	<u>197</u>
Department of Aerospace and Aeronautics .....	<u>204</u>
Office of the Attorney General .....	<u>212</u>
Oklahoma State Bureau of Investigation .....	<u>230</u>
Bureau of Narcotics and Dangerous Drugs Control .....	<u>238</u>
Council on Law Enforcement Education and Training .....	<u>246</u>
Conservation Commission .....	<u>254</u>
Corporation Commission .....	<u>263</u>
Department of Corrections .....	<u>271</u>
District Attorneys Council .....	<u>286</u>
Department of Emergency Management .....	<u>297</u>
Department of Environmental Quality .....	<u>306</u>
Oklahoma Indigent Defense System .....	<u>314</u>
Commissioners of the Land Office .....	<u>323</u>
Medicolegal Investigations and Office of the Chief Medical Examiner .....	<u>332</u>
Department of Mines .....	<u>339</u>
Oklahoma Pardon and Parole Board .....	<u>347</u>
Department of Public Safety .....	<u>355</u>
Oklahoma Department of Transportation .....	<u>365</u>
Water Resources Board .....	<u>378</u>

# TABLE OF CONTENTS (Continued)

<b>Expanding Economic Prosperity</b> .....	<b><u>391</u></b>
Department of Agriculture .....	<u>392</u>
Department of Career and Technology Education .....	<u>401</u>
Department of Commerce .....	<u>409</u>
Historical Society .....	<u>421</u>
Oklahoma Human Services .....	<u>429</u>
J.M. Davis Arms and Historical Museum .....	<u>443</u>
Department of Libraries .....	<u>450</u>
Oklahoma Lieutenant Governor .....	<u>460</u>
Oklahoma Military Department .....	<u>463</u>
Oklahoma Center for the Advancement of Science and Technology .....	<u>475</u>
Space Industry Development Authority .....	<u>496</u>
Department of Rehabilitation Services .....	<u>503</u>
Oklahoma Tourism and Recreation Department .....	<u>512</u>
<b>Delivering Government Effectiveness and Accountability</b> .....	<b><u>520</u></b>
State Auditor and Inspector .....	<u>521</u>
State Election Board .....	<u>533</u>
Oklahoma Ethics Commission .....	<u>542</u>
Governor of Oklahoma .....	<u>551</u>
Office of Management and Enterprise Services .....	<u>554</u>
Tax Commission .....	<u>575</u>
Oklahoma State Treasurer .....	<u>583</u>
Oklahoma Medical Marijuana Authority .....	<u>591</u>
Service Oklahoma .....	<u>600</u>
<b>Legislative and Judicial</b> .....	<b><u>607</u></b>
Court of Criminal Appeals .....	<u>608</u>
District Courts .....	<u>613</u>
Oklahoma Legislature .....	<u>618</u>
The Supreme Court .....	<u>623</u>
<b>NON-APPROPRIATED AGENCY INFORMATION</b> .....	<b><u>631</u></b>
FY 2024 Non-appropriated Agency Budgets and FTE .....	<u>632</u>
<b>STATE BUDGET INFORMATION</b> .....	<b><u>633</u></b>
Oklahoma State Budget Cycle .....	<u>634</u>
Oklahoma State Budget Process .....	<u>635</u>
Oklahoma Revenues and Expenditures .....	<u>643</u>
Constitutional Reserve Fund .....	<u>651</u>
Appropriation History .....	<u>652</u>
Higher Education Allocations .....	<u>654</u>
<b>APPENDIX</b> .....	<b><u>656</u></b>
A. Five-year Historical Appropriations/Authorizations .....	<u>657</u>
B. Retirement Systems Information .....	<u>658</u>
C. Income Tax and Sales Tax Preferences .....	<u>659</u>
Analyst Cabinet Assignments .....	<u>662</u>
State Organization Chart .....	<u>663</u>
Five-year FTE Summary .....	<u>664</u>
Glossary .....	<u>667</u>
Acknowledgments .....	<u>671</u>

# Executive Summary





# Governor's Executive Budget

## Executive Summary

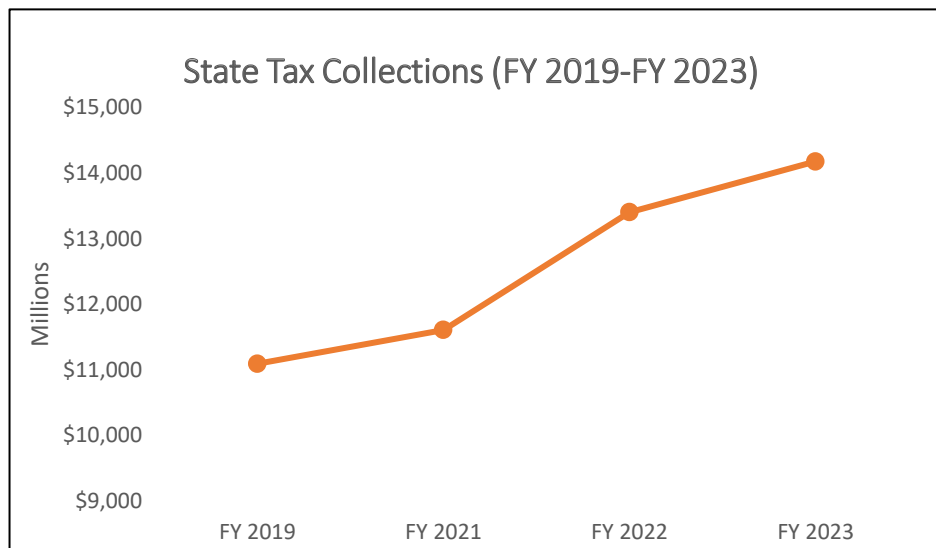
### VISION

Our vision is to make Oklahoma a Top Ten State. Building on the successes over the last five years, the following four pillars will be prioritized to further the vision:



### Financial Condition of the State of Oklahoma

- 1. Revenue:** The state's revenue position has fully recovered since a revenue failure was declared in fiscal year 2020. State tax collections reached a record \$13,401,926,174 in FY 2022 as reported in the Oklahoma Tax Commission's annual report. **FY 2023 surpassed that record with \$14,176,086,119 in total state tax collections**, an increase of \$774,159,945 or 5.78%. Collections are expected to decline slightly in FY 2024 with modest growth expected in FY 2025, according on the Oklahoma Tax Commission's December estimates.



(Source: Oklahoma Tax Commission Annual Report, 2019-2023)

Revenue available for appropriation is determined by the Board of Equalization in December and re-estimated in February. These estimates do not include federal funds, off-the-top apportionments, and most fees and fines collected by state agencies. According to the Board of Equalization’s December meeting, **recurring revenues available for appropriation are expected to grow from \$10,586,911,630 in FY 2024 to \$11,044,863,917 in FY 2025.**

The state’s largest appropriated fund, the General Revenue Fund (GRF), is currently projected in FY 2024 to collect \$8,318,302,654, a decrease of \$785.6 million, or -8.63%, from FY 2023 actual collections and \$811.4 million, or -8.89%, less than the original December FY 2024 estimate of \$9,129,713,268. Estimated General Revenue for FY 2025 is \$8,736,480,977, an increase of \$418.2 million, or 5.03%, from the revised FY 2024 projections.

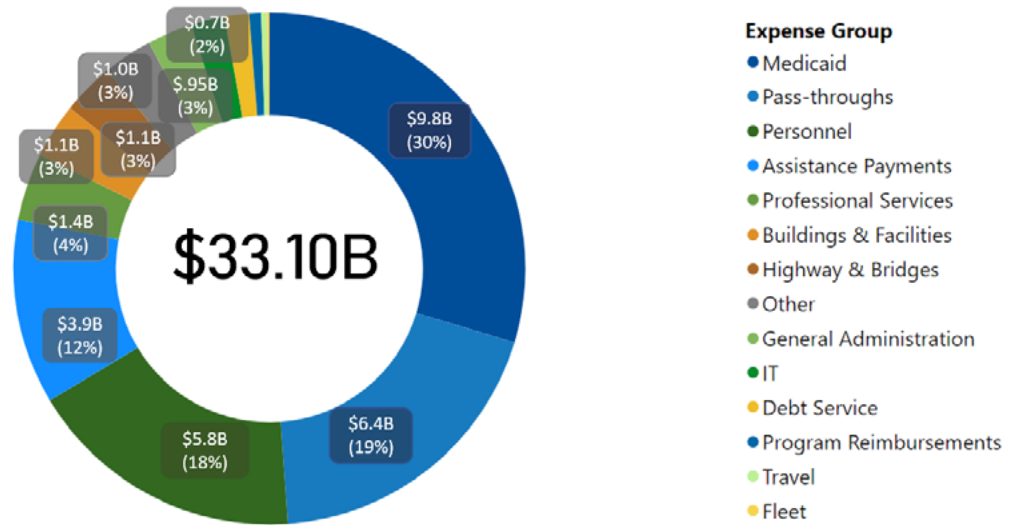
Spending discipline from FY 2021 through FY 2024 has resulted in expected savings and reserve cash of \$5.2 billion at the end of FY 2024.

**PROJECTED RESERVES AND UNSPENT REVENUES**

<b>Fund</b>	<b>FY 2024 Amount</b>
Constitutional Reserve Fund (Rainy Day Fund)	\$1,274,050,988
Revenue Stabilization Fund	<u>\$401,333,025</u>
<b>Total Reserves (RDF and RSF)</b>	<b>\$1,675,384,013</b>
<b>General Revenue Cash and Unspent Authorization (FY21, FY22, FY23 and FY24)</b>	<b>\$2,407,608,345</b>
<b>Education Reform Revolving Fund Balance (End of Year)</b>	<b>\$501,522,373</b>
<b>FMAP Rate Preservation Fund Balance (End of Year)</b>	<b>\$495,678,834</b>
<b>Projected Deposit to Revenue Stabilization Fund in FY 2024</b>	<b>\$132,511,199</b>
<b>ALL FUNDS TOTAL</b>	<b>\$5,212,704,764</b>

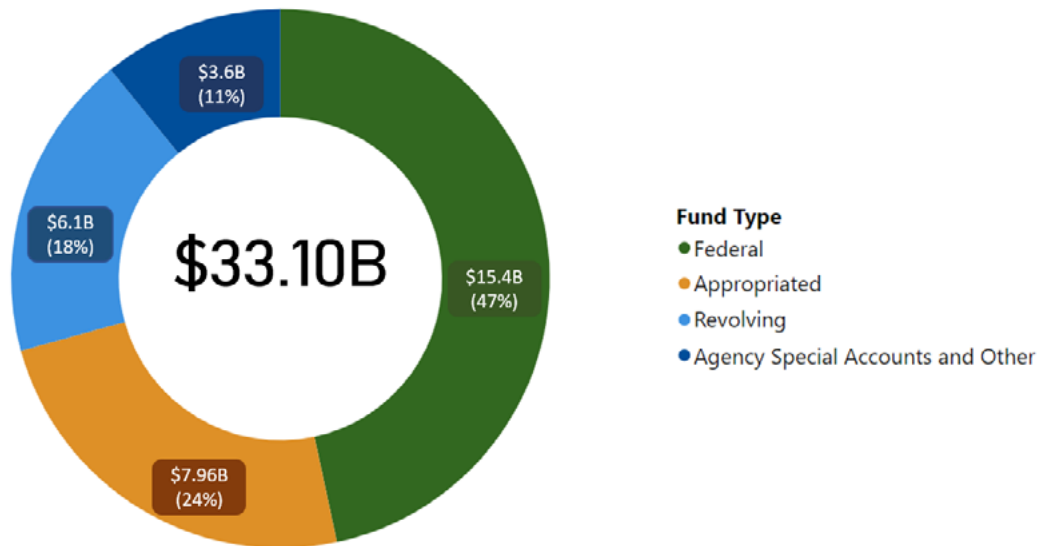
## 2. Expenses:

### State of Oklahoma Agencies and Higher Education Institutions FY 2023 Expenditures by Expense Group



1. Total expenditure data is unaudited and is not consolidated across the State of Oklahoma.
2. State agency expenditures and expenditures from higher education institutions that receive appropriations are included. Data obtained on 1.03.24.

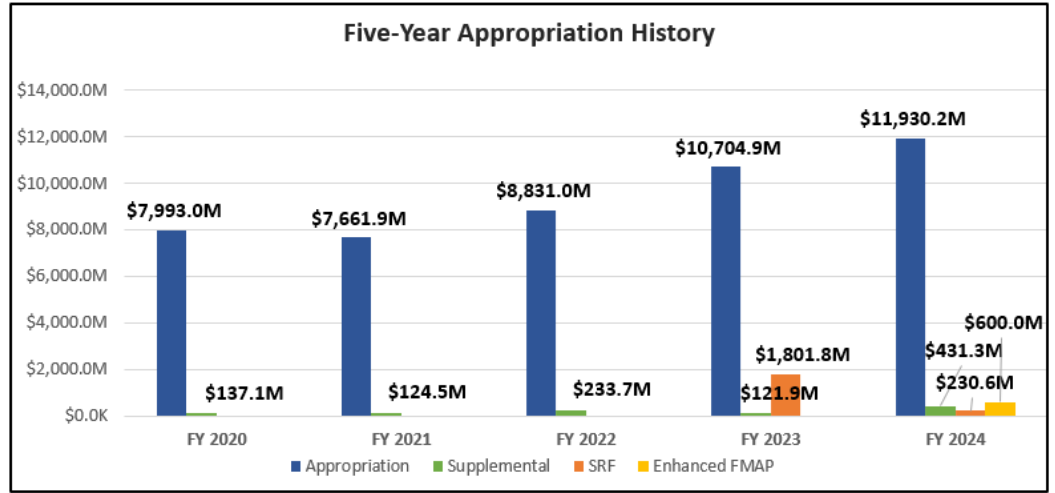
### State of Oklahoma Agencies and Higher Education Institutions FY 2023 Expenditures by Fund Type



1. Total expenditure data is unaudited and not consolidated across the State of Oklahoma.
2. State agency expenditures and expenditures from higher education institutions that receive appropriations are included.
3. This chart contains data submitted by state agencies that use legislatively approved disbursing funds. Due to the nature of these funds, data cannot be fully and independently verified by Statewide Budget.

# State of Oklahoma Appropriation History

Fiscal Year	Legislated Appropriation (\$) (Includes supplemental and SRF/ARPA appropriations)
FY 2020	\$8,130,075,680
FY 2021	\$7,786,365,182
FY 2022	\$9,064,748,251
FY 2023	\$12,628,637,784
FY 2024	\$12,592,076,713 (\$600,000,000)



1. HB 2895, authored in 2021, limited the Department of Transportation's annual expenditures from the ROADS Fund to amounts authorized by the Legislature. FY 2022, FY 2023, and FY 2024 include ROADS funding of \$575 million, \$590 million and \$590 million respectively, which in prior years was not categorized as an appropriation. Apportionments to the ROADS fund prior to being included in appropriations were as follows: \$575 million in FY 2020 and \$575 million in FY 2021.
2. HB 4452, authored in 2022, limited transfers to the Teachers' Retirement System Dedicated Revenues Revolving Fund to amounts authorized by the Legislature. FY 2023 and FY 2024 include authorizations of dedicated revenues to TRS of \$402 million and \$460 million respectively, which in prior years was not categorized as an appropriation. Apportionments to the Teachers' Retirement System Fund prior to being included in appropriations were as follows: \$326 million in FY 2020, \$272 million in FY 2021 and \$419 million in FY 2022.
3. FY 2023 and FY 2024 amounts include federal American Rescue Plan Act (ARPA) funding appropriated by the Legislature from the Statewide Recovery Fund.
4. FY 2023 includes \$698 million appropriated by the Legislature into the Large-scale Economic Activity Development (LEAD) fund, which subsequently lapsed and was returned to the General Revenue Fund.
5. FY 2024 includes \$180 million appropriated into the PERFORM Fund, \$200 million into the RETRO Fund, and \$600 million into the Legacy Capital Finance Fund.
6. FY 2024 includes \$600 million in enhanced FMAP funding used for operations at the Oklahoma Health Care Authority.

**3. Liabilities and Pension Obligations:** Total net tax-backed debt for the State of Oklahoma as of Dec. 31, 2023, is approximately **\$1.8 billion** according to the Debt Management Division in the State Treasurer's Office. Total annual debt service for FY 2024 is **\$184.2 million**, representing approximately **2.6%** of the FY 2024 General Revenue Fund Appropriation Authority. After FY 2025, total debt service declines substantially when several series of bonds issued by the Oklahoma Capitol Improvement Authority are scheduled to mature. Data suggests that the state has sufficient capacity to bond fund important priorities.

The state's general obligation bond rating is currently **AA**. The state has no outstanding general obligation debt. At the start of FY 2023, all three credit rating agencies assigned a **Stable Outlook** to the state's credit rating. By the end of the fiscal year, two of the three major credit rating agencies improved Oklahoma's credit outlook to **Positive**.

Total pension obligations for the State of Oklahoma as of July 1, 2023, are \$49,374,844,543 with actuarial value of assets at \$41,065,864,883 for a **funding status of 83.2% and an unfunded liability of \$8,308,979,660**. Multiple reform measures have put the state's seven pension systems on a path to fiscal stability. While these reforms have vastly improved the funded ratio of all the systems, the Teachers' Retirement System at 75.1% funded and the Firefighters

Pension and Retirement System at 72.8% funded still need many more years to achieve financial soundness. Attempts to weaken previous reforms or add additional costs to the system will negatively affect progress and could harm the state's bond rating. Details on each state system can be found in the following table:

*Comparison of Liabilities and Assets with Funding Ratio Included*

<b>System</b>	<b>Accrued Liability</b>	<b>Actuarial Assets</b>	<b>Unfunded Accrued Liability</b>	<b>Funded Ratio</b>
OFPRS	\$4,426,932,181	\$3,221,798,286	\$1,205,133,895	72.8%
OPERS	\$11,481,956,397	\$11,557,389,515	(\$75,433,118)	100.7%
OLERS	\$1,440,090,783	\$1,178,542,000	\$261,548,783	81.8%
OPPRS	\$2,992,769,000	\$3,174,746,000	(\$181,977,000)	106.1%
TRS	\$28,509,741,912	\$21,405,284,195	\$7,104,457,717	75.1%
Wildlife	\$142,667,876	\$131,731,055	\$10,936,821	92.3%
URSJJ	\$380,686,394	\$396,373,832	(\$15,687,438)	104.1%
<b>TOTAL</b>	<b>\$49,374,844,543</b>	<b>\$41,065,864,883</b>	<b>\$8,308,979,660</b>	<b>83.2%</b>

#### 4. Capital Assets

The State of Oklahoma holds assets that span both financial and capital. Aside from the dollars held in state funds for agency expenditures and the pension trusts mentioned above, the following are annual reports that contain details on other assets of the state:

The Oklahoma Department of Transportation

[https://oklahoma.gov/content/dam/ok/en/odot/publications/2023%20ODOT%20Annual%20Publication\\_Digital.pdf](https://oklahoma.gov/content/dam/ok/en/odot/publications/2023%20ODOT%20Annual%20Publication_Digital.pdf)

The Tobacco Settlement Endowment Trust

[https://oklahoma.gov/content/dam/ok/en/tset/documents/public-info/reports-data/FY23%20TSET%20Annual%20Report\\_Final.pdf](https://oklahoma.gov/content/dam/ok/en/tset/documents/public-info/reports-data/FY23%20TSET%20Annual%20Report_Final.pdf)

Real Estate and Leasing Services Report

<https://oklahoma.gov/content/dam/ok/en/omes/documents/2023RealPropertyReport.pdf>

The Commissioners of the Land Office

<https://clo.ok.gov/wp-content/uploads/2022/12/2022-CLO-annual-report.pdf>

The Grand River Dam Authority

[https://grda.com/wp-content/uploads/2023/10/2022-ACFR\\_FINAL.pdf](https://grda.com/wp-content/uploads/2023/10/2022-ACFR_FINAL.pdf)

## Recommended Financial Strategy

- **Income Tax Relief:** Over the past several years, Oklahoma has seen historic investments in education, implementation of moderate tax reform policies and amassed over \$5 billion reserves and savings. This budget proposes a reduction to the rate of individual tax rates paid by Oklahomans. The Governor's FY 2025 budget recommends a recurring expenditure base of **\$10,758,555,759**. Estimates for recurring state revenue for FY 2025 are **\$11,044,863,917**. This equates to an ongoing surplus before any proposed adjustments of **\$286,308,158**.
- With the ongoing surplus and sufficient savings on hand, this budget recommends the following adjustments to recurring revenues:
  - **Individual Income Tax:** Reduce the individual income tax rate for tax year beginning Jan. 1, 2025, by 0.25% at a cost of **\$96.4 million** in FY 2025.
  - **Revenue Stabilization Fund Deposit:** Estimates at the December Board of Equalization meeting indicate a deposit into the Revenue Stabilization Fund during FY 2025, resulting in a budget authorization reduction of **\$80.6 million** while growing reserves.
  - This budget includes an increase to recurring revenue of **\$41.8 million** based on historical past practice of sweeping funds from the Unclaimed Property Fund, Secretary of State Revolving Fund and the Insurance Department Revolving Fund.
- This budget reflects sustained landmark investments in education as well as previously enacted tax reform. The recurring revenue estimates reflect full year impacts of tax policies enacted during the 2023 legislative session to include the Parental Choice Tax Credit, a tax credit for caregivers, elimination of the franchise tax and elimination of the marriage penalty.
- To account for the use of **enhanced FMAP savings** that were used for FY 2024 operations, the recurring expenditure base proposed in this budget sets the **Oklahoma Health Care Authority** FY 2025 base appropriation to \$1.493 billion before removal of one-time expenditures of \$230 million. This results in a FY 2025 proposed appropriation to OHCA of \$1.263 billion.
- Consistent with the Governor's strategic pillar to defend the taxpayer's dollar, the Governor supports appropriating **\$1 billion** in accumulated, unspent General Revenue from prior years to the **Revenue Stabilization Fund**. In addition, the Governor recommends amending statutes to include parameters for the Revenue

Stabilization Fund whereby these funds could be accessed in the event individual income tax collections cause a shortfall.

- The Governor proposes authorizing **\$80.5 million** from excess cash in the Education Reform Revolving Fund to fund the supplemental appropriation due to the shortage in the **Ad Valorem Reimbursement Fund** that goes to public schools.

**Balanced Budget by Agency**

<b>SUMMARY</b>	<b>FY 2025</b>		
	<b>FY 2024 Appropriation</b>	<b>Remove One-times</b>	<b>Recommendation</b>
EDUCATION	\$ 5,651,172,500	\$ (161,100,000)	\$ 5,490,072,500
GENERAL GOVERNMENT & TRANSPORTATION	\$ 1,166,925,090	\$ (20,065,000)	\$ 1,146,860,090
HEALTH & HUMAN SERVICES	\$ 3,250,859,468	\$ (336,863,470)	\$ 2,913,995,998
NATURAL RESOURCES	\$ 296,050,952	\$ (65,880,000)	\$ 230,170,952
PUBLIC SAFETY & JUDICIARY	\$ 979,621,219	\$ (2,165,000)	\$ 977,456,219
OTHER & SUPPLEMENTALS	\$ 1,616,375,016	\$ (1,616,375,016)	\$ -
<b>TOTAL</b>	<b>\$ 12,961,004,245</b>	<b>\$ (2,202,448,486)</b>	<b>\$ 10,758,555,759</b>

**December Board of Equalization (BOE) Total Authority** \$ 13,872,222,138

<b>RECURRING BUDGET PROPOSAL</b>	
December Board of Equalization (BOE) Recurring Authority	\$ 11,044,863,917
<b>RECURRING REVENUE ADJUSTMENTS :</b>	
Revenue Stabilization Fund Deposit	\$ (80,560,000)
Unclaimed Property Fund	\$ 27,500,000
Secretary of State Revolving Fund	\$ 7,150,000
Insurance Department Revolving Fund	\$ 7,150,000
.25% Personal Income Tax Reduction	\$ (96,447,893)
<b>TOTAL RECURRING REVENUE ADJUSTMENTS</b>	<b>\$ (135,207,893)</b>
<b>TOTAL AVAILABLE RECURRING REVENUE</b>	<b>\$ 10,909,656,024</b>
<b>TOTAL FY 2025 RECURRING AGENCY EXPENDITURES</b>	<b>\$ 10,758,555,759</b>
<b>RECURRING SURPLUS</b>	<b>\$ 151,100,265</b>

<b>ONE-TIME BUDGET PROPOSAL</b>	
December Board of Equalization (BOE) One-Time Authority	\$ 2,827,358,221
<b>ONE-TIME REVENUE ADJUSTMENTS:</b>	
1017 Fund Cash	\$ 80,500,000
<b>TOTAL ONE-TIME REVENUE ADJUSTMENTS</b>	<b>\$ 80,500,000</b>
<b>TOTAL AVAILABLE ONE-TIME REVENUE</b>	<b>\$ 2,907,858,221</b>
<b>SUPPLEMENTAL AND ONE-TIME PROPOSALS</b>	
Ad Valorem Reimbursement Fund (SUPPLEMENTAL)	\$ 80,500,000
Revenue Stabilization Fund Deposit (ONE-TIME)	\$ 1,000,000,000
<b>TOTAL FY 2025 ONE-TIME EXPENDITURES</b>	<b>\$ 1,080,500,000</b>
<b>ONE-TIME SURPLUS</b>	<b>\$ 1,827,358,221</b>

**COMBINED RECURRING AND ONE-TIME SURPLUS** \$ 1,978,458,486

**Detailed Recommendations by Agency**

<b>EDUCATION SUMMARY</b>	<b>FY 2025</b>		
	<b>FY 2024 Appropriation</b>	<b>Remove One-times</b>	<b>Recommendation</b>
State Department of Education	\$ 3,970,009,518	\$ (160,000,000)	\$ 3,810,009,518
Oklahoma Teachers' Retirement System	\$ 460,152,210		\$ 460,152,210
State Regents for Higher Education	\$ 1,003,794,375		\$ 1,003,794,375
Department of Career & Technology Education	\$ 164,737,874		\$ 164,737,874
Oklahoma Center for Adv. of Science & Technology	\$ 16,846,542		\$ 16,846,542
Office of Educational Quality & Accountability	\$ 1,867,209		\$ 1,867,209
Commissioners of the Land Office	\$ 6,703,421		\$ 6,703,421
Oklahoma School of Science and Math	\$ 7,446,373	\$ (630,000)	\$ 6,816,373
Department of Libraries	\$ 5,036,315		\$ 5,036,315
Health Care Workforce Training Commission	\$ 7,668,629		\$ 7,668,629
State Arts Council	\$ 3,730,030	\$ (470,000)	\$ 3,260,030
Oklahoma Educational Television Authority	\$ 2,879,004		\$ 2,879,004
Oklahoma Board of Private Vocational Schools	\$ 301,000		\$ 301,000
<b>TOTAL EDUCATION</b>	<b>\$ 5,651,172,500</b>	<b>\$ (161,100,000)</b>	<b>\$ 5,490,072,500</b>



GENERAL GOVERNMENT & TRANSPORTATION SUMMARY	FY 2025		
	FY 2024 Appropriation	Remove One-times	Recommendation
Department of Transportation	\$ 801,401,568	\$ (10,000,000)	\$ 791,401,568
Oklahoma Tax Commission	\$ 37,174,417		\$ 37,174,417
Office of Management and Enterprise Services	\$ 145,855,616	\$ (1,965,000)	\$ 143,890,616
Service Oklahoma	\$ 52,848,000		\$ 52,848,000
House of Representatives	\$ 22,786,198		\$ 22,786,198
Senate	\$ 12,780,075		\$ 12,780,075
Oklahoma Military Department	\$ 27,612,651		\$ 27,612,651
State Election Board	\$ 10,262,057	\$ (1,100,000)	\$ 9,162,057
Legislative Service Bureau	\$ 30,557,008		\$ 30,557,008
State Auditor and Inspector	\$ 4,480,315		\$ 4,480,315
Oklahoma State Treasurer	\$ 3,079,823		\$ 3,079,823
Governor	\$ 3,557,940		\$ 3,557,940
State Ethics Commission	\$ 687,956		\$ 687,956
Office of Emergency Management	\$ 1,476,801		\$ 1,476,801
Lt. Governor	\$ 714,665		\$ 714,665
Space Industry Development Authority	\$ 650,000		\$ 650,000
Oklahoma Aerospace and Aeronautics Commission	\$ 11,000,000	\$ (7,000,000)	\$ 4,000,000
<b>TOTAL GENERAL GOVERNMENT &amp; TRANSPORTATION</b>	<b>\$ 1,166,925,090</b>	<b>\$ (20,065,000)</b>	<b>\$ 1,146,860,090</b>

HEALTH & HUMAN SERVICES SUMMARY	FY 2025		
	FY 2024 Appropriation	Remove One-times	Recommendation
Oklahoma Health Care Authority	\$ 1,492,741,642	\$ (230,000,000)	\$ 1,262,741,642
Oklahoma Human Services	\$ 766,731,613		\$ 766,731,613
Department of Mental Health & Substance Abuse Services	\$ 359,065,031		\$ 359,065,031
Office of Juvenile Affairs	\$ 100,953,681		\$ 100,953,681
Department of Health	\$ 71,487,964		\$ 71,487,964
University Hospitals Authority	\$ 245,817,437	\$ (96,000,000)	\$ 149,817,437
Department of Veterans Affairs	\$ 52,218,907	\$ (10,863,470)	\$ 41,355,437
Department of Rehabilitation Services	\$ 38,542,951		\$ 38,542,951
OSU Medical Authority	\$ 78,348,189		\$ 78,348,189
Oklahoma Medical Marijuana Authority	\$ 37,000,000		\$ 37,000,000
J.D. McCarty Center	\$ 4,755,544		\$ 4,755,544
Commission on Children and Youth	\$ 2,869,414		\$ 2,869,414
Office of Disability Concerns	\$ 327,095		\$ 327,095
<b>TOTAL HEALTH &amp; HUMAN SERVICES</b>	<b>\$ 3,250,859,468</b>	<b>\$ (336,863,470)</b>	<b>\$ 2,913,995,998</b>

NATURAL RESOURCES SUMMARY	FY 2025		
	FY 2024 Appropriation	Remove One-times	Recommendation
Department of Agriculture	\$ 51,714,202	\$ (6,950,000)	\$ 44,764,202
Department of Tourism and Recreation	\$ 24,130,726	\$ (150,000)	\$ 23,980,726
OSU Veterinary Medicine Authority	\$ 14,277,000		\$ 14,277,000
Department of Commerce	\$ 36,377,973	\$ (10,250,000)	\$ 26,127,973
Historical Society	\$ 37,997,230	\$ (23,000,000)	\$ 14,997,230
Oklahoma Corporation Commission	\$ 18,829,255		\$ 18,829,255
REAP	\$ 30,000,000		\$ 30,000,000
Conservation Commission	\$ 28,527,454	\$ (5,530,000)	\$ 22,997,454
Department of Environmental Quality	\$ 20,853,643		\$ 20,853,643
Oklahoma Water Resources Board	\$ 28,445,323	\$ (20,000,000)	\$ 8,445,323
Department of Labor	\$ 3,578,213		\$ 3,578,213
Department of Mines	\$ 844,933		\$ 844,933
J.M. Davis Memorial Commission	\$ 475,000		\$ 475,000
<b>TOTAL NATURAL RESOURCES</b>	<b>\$ 296,050,952</b>	<b>\$ (65,880,000)</b>	<b>\$ 230,170,952</b>

PUBLIC SAFETY & JUDICIARY SUMMARY	FY 2025		
	FY 2024 Appropriation	Remove One-times	Recommendation
Department of Corrections	\$ 552,606,939		\$ 552,606,939
Department of Public Safety	\$ 105,329,347		\$ 105,329,347
District Courts	\$ 86,920,695		\$ 86,920,695
District Attorneys Council	\$ 76,479,782		\$ 76,479,782
Supreme Court	\$ 17,052,426		\$ 17,052,426
Oklahoma Indigent Defense System	\$ 24,731,713		\$ 24,731,713
Attorney General	\$ 38,644,625		\$ 38,644,625
Oklahoma State Bureau of Investigation	\$ 38,799,511		\$ 38,799,511
Office of the Chief Medical Examiner	\$ 16,019,144		\$ 16,019,144
Oklahoma Bureau of Narcotics and Dangerous Drugs	\$ 3,145,330		\$ 3,145,330
Court of Criminal Appeals	\$ 4,100,297		\$ 4,100,297
Council on Law Enforcement Education and Training	\$ 8,262,560	\$ (1,975,000)	\$ 6,287,560
Alcoholic Beverage Laws Enforcement Commission	\$ 5,095,450	\$ (190,000)	\$ 4,905,450
Pardon and Parole Board	\$ 2,433,400		\$ 2,433,400
<b>TOTAL PUBLIC SAFETY &amp; JUDICIARY</b>	<b>\$ 979,621,219</b>	<b>\$ (2,165,000)</b>	<b>\$ 977,456,219</b>

OTHER & SUPPLEMENTALS	FY 2025		
	FY 2024 Appropriation	Remove One-times	Recommendation
Oklahoma Legacy Fund initial deposit	\$ 600,000,000	\$ (600,000,000)	\$ -
Ad Valorem Reimbursement Fund	\$ 87,700,000	\$ (87,700,000)	\$ -
State Emergency Fund	\$ 25,000,000	\$ (25,000,000)	\$ -
Multiple Injury Trust Fund	\$ 6,530,546	\$ (6,530,546)	\$ -
OKSDE Red Bud	\$ 44,000,000	\$ (44,000,000)	\$ -
Higher Ed SB 1418 National Guard tuition assistance program	\$ 9,000,000	\$ (9,000,000)	\$ -
CLO Winter storm settlement supplemental	\$ 5,200,000	\$ (5,200,000)	\$ -
OMES OESC new operating system	\$ 19,000,000	\$ (19,000,000)	\$ -
SQ 820 Supplemental	\$ 850,000	\$ (850,000)	\$ -
Health Dept Parent Promise	\$ 480,000	\$ (480,000)	\$ -
ODVA Sallisaw	\$ 10,863,470	\$ (10,863,470)	\$ -
ODVA Cash flow	\$ 11,600,000	\$ (11,600,000)	\$ -
DEQ Engineers	\$ 531,000	\$ (531,000)	\$ -
Drought Relief Fund	\$ 17,000,000	\$ (17,000,000)	\$ -
Project Sirius	\$ 38,620,000	\$ (38,620,000)	\$ -
JOSIE (HB1038X)	\$ 145,000,000	\$ (145,000,000)	\$ -
RETRO Fund	\$ 200,000,000	\$ (200,000,000)	\$ -
Housing	\$ 215,000,000	\$ (215,000,000)	\$ -
PERFORM Fund	\$ 180,000,000	\$ (180,000,000)	\$ -
	<b>\$ 1,616,375,016</b>	<b>\$ (1,616,375,016)</b>	<b>\$ -</b>

**FY 2024 Supplementals, Miscellaneous and One-time Appropriations**

**Supplemental and Miscellaneous Appropriations**

Oklahoma Legacy Fund initial deposit	\$ 600,000,000
Ad Valorem Reimbursement Fund	\$ 87,700,000
State Emergency Fund	\$ 25,000,000
Multiple Injury Trust Fund	\$ 6,530,546
OKSDE Red Bud	\$ 44,000,000
Higher Ed SB 1418 National Guard tuition assistance program supp.	\$ 9,000,000
CLO Winter storm settlement supplemental	\$ 5,200,000
OMES OESC new operating system (Need a rev. fund)	\$ 19,000,000
SQ 820 Supplemental	\$ 850,000
Health Dept. Parent Promise	\$ 480,000
ODVA Sallisaw	\$ 10,863,470
ODVA Cash flow	\$ 11,600,000
DEQ Engineers	\$ 531,000
Drought Relief Fund supp.	\$ 17,000,000
Project Sirius	\$ 38,620,000
JOSIE (HB 1038X)	\$ 145,000,000
RETRO Fund	\$ 200,000,000
Housing	\$ 215,000,000
PERFORM Fund	\$ 180,000,000
<b>Total Supplemental and Miscellaneous Appropriations</b>	<b>\$ 1,616,375,016</b>

**One-time FY 2024 Agency Appropriations**

OKSDE Safety and security (SB 101)	\$ 150,000,000
OKSDE Literacy pilot	\$ 10,000,000
OSSM Air conditioning replacement (Cash)	\$ 630,000
ARTS COUNCIL Relocation from Jim Thorpe Building	\$ 420,000
ARTS COUNCIL Medal of Honor monument	\$ 50,000
ODOT Industrial and lake access (\$5 million Inola)	\$ 10,000,000
OMES Salary study payback	\$ 1,965,000
ELECTION 2024 Presidential primary	\$ 1,100,000
AERONAUTICS Airport growth infrastructure investment	\$ 5,000,000
AERONAUTICS UAV and advanced air mobility infrastructure	\$ 2,000,000
UHAT Indigent care statutory requirement	\$ 96,000,000
AGRICULTURE Rural Fire Chassis Program (Even split)	\$ 6,950,000
COMMERCE Murray State Univ for four-year gunsmithing program	\$ 10,000,000
TOURISM Hochatown new incorporation help	\$ 150,000
COMMERCE NEO rodeo	\$ 250,000
OHS Pops match	\$ 18,000,000
OHS FAM	\$ 5,000,000
CONSERVATION COMMISSION Continuation of dam repair funds	\$ 2,000,000
CONSERVATION COMMISSION Terry Peach (HB2239)	\$ 3,280,000
CONSERVATION COMMISSION Waterway restoration (log jam) Clear Boggy Creek	\$ 250,000
OWRB Drought relief	\$ 20,000,000
ABLE Software	\$ 110,000
ABLE Box truck	\$ 60,000
ABLE Secure storage	\$ 20,000
CLEET Track and skills pad repair	\$ 1,750,000
CLEET Technology upgrades	\$ 100,000
CLEET Campus-wide access controls	\$ 125,000
ODVA Sallisaw	\$ 10,863,470
OHCA Hospital funding	\$ 200,000,000
OHCA SHINE grants	\$ 30,000,000
<b>Total One-time FY 2024 Agency Appropriations</b>	<b>\$ 586,073,470</b>
<b>Total One-time Appropriations</b>	<b>\$ 2,202,448,486</b>

## PROPOSED RESERVES AND UNSPENT REVENUES

<b>Fund</b>	<b>FY 2025 Amount ESTIMATE</b>
Constitutional Reserve Fund (Rainy Day Fund)	\$1,274,050,988
Revenue Stabilization Fund	\$1,533,844,224
	<hr/>
<b>Total Reserves (RDF and RSF)</b>	<b>\$2,807,895,212</b>
<b>General Revenue Cash and Unspent Authorization (FY 21, FY 22, FY 23 and FY 24)</b>	<b>\$1,407,608,345</b>
<b>Education Reform Revolving Fund Balance (Beginning of Year)</b>	<b>\$501,522,373</b>
Projected Deposit to Revenue Stabilization Fund in FY2024	\$84,700,000
FMAP Rate Preservation Fund Balance	\$495,678,834
	<hr/>
<b>Projected UNREALIZED Savings</b>	<b>\$580,378,834</b>
<b>ALL FUNDS TOTAL</b>	<b>\$5,297,404,764</b>



# Appropriated Agency Information

The following information has been provided by each agency, per the process of submission to the Office of Management and Enterprise Services. The details included are meant to provide the Legislature and the public with descriptions of total spending, budget, agency programs and goals.



- Oklahoma Arts Council.
- Oklahoma State Department of Education.
- Educational Quality and Accountability.
- Health Care Workforce Training Commission.
- Oklahoma Educational Television Authority (OETA).
- Oklahoma School of Science and Mathematics.
- Oklahoma State University Medical Authority.
- State Regents for Higher Education.

# Modernizing our Education and Workforce System





**OKLAHOMA**  
**Arts Council**

## **Amber Sharples** **Executive Director**



The **Oklahoma Arts Council** serves as the official state agency for the support and development of the arts in Oklahoma.

Founded in **1965**, this agency now encompasses the following programs:

- Visual and Public Art.
- Arts Education.
- Grants/Arts Sector Investment.
- Community Arts.
- Rural/Cultural Development.
- Public Awareness/Access.

# Agency Vision, Mission and Core Values

## **Vision:**

A future where:

All communities are celebrated and enriched through creative expression.

Artists, arts organizations, and arts education thrive through robust public support.

The arts are recognized as essential to education and economic vitality.

## **Mission:**

Lead, cultivate, and amplify the transformative power of the arts for all Oklahomans and their communities.

## **Core Values:**

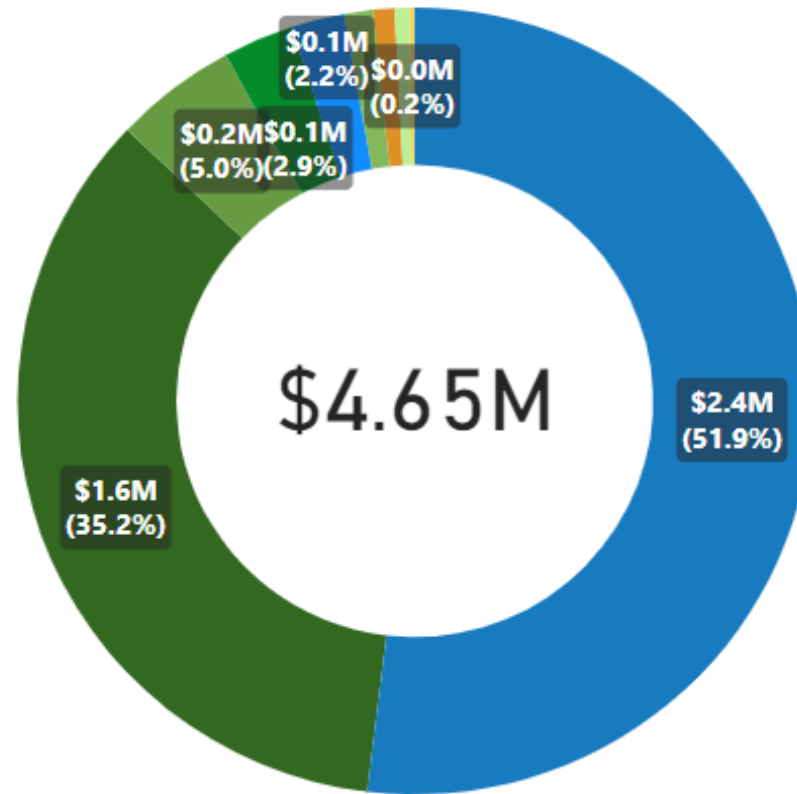
Accountability, creativity, excellence, inclusion, and partnership.





# State Arts Council FY 2023 Expenditures

Expense Group	Sum of Amount
Travel	\$27,211
Professional Services	\$232,131
Personnel	\$1,638,892
Pass-throughs	\$2,416,172
Other	\$1,348
IT	\$133,352
General Administration	\$55,656
Fleet	\$9,074
Buildings & Facilities	\$40,836
Assistance Payments	\$100,126
<b>Total</b>	<b>\$4,654,797</b>



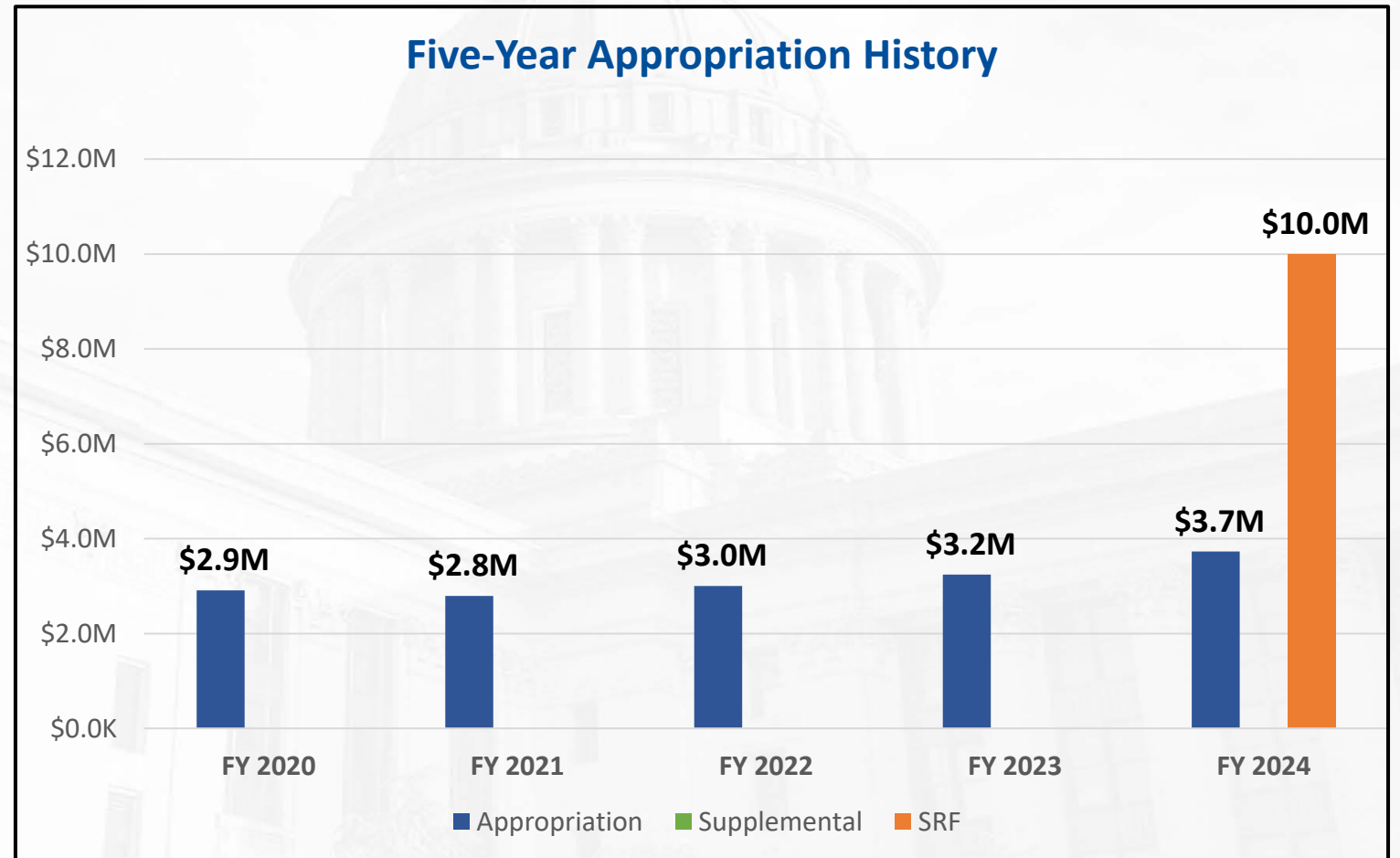
- Expense Group**
- Pass-throughs
  - Personnel
  - Professional Services
  - IT
  - Assistance Payments
  - General Administration
  - Buildings & Facilities
  - Travel
  - Fleet
  - Other

Operating	Grants & Pass-Throughs
● Personnel	● Medicaid
● Professional Services	● Assistance Payments
● General Administration	● Pass-throughs
● IT	● Program Reimbursements
● Travel	
Capital	Other
● Buildings & Facilities	● Other
● Highways & Bridges	● Statewide Medical Claims
● Debt Service	
● Fleet	

Note: Data obtained on 1.03.24.

# Appropriation History

Fiscal Year	Legislated Appropriation (\$) <i>(Includes SRF/ARPA.)</i>
FY 2020	\$2,912,531
FY 2021	\$2,796,030
FY 2022	\$3,004,205
FY 2023	\$3,243,030
FY 2024	\$13,730,030



*Note: Includes Supplemental and Statewide Recovery Fund (ARPA) appropriations.*

# Programs and FY 2024 Budget Summary

Program Name	Brief Description of Program	FY 2024 Budget	# Served by Program
Arts Education in Schools	Grants and programs for hands-on arts instruction in PreK-12 schools.	\$1,072,381	301,519 total students served in 996 PreK-12 schools.
Arts Learning in Communities	Grants and programs for hands-on arts instruction in community settings, serving Oklahomans of all ages and abilities.	\$670,279	234,380 youth and adults.
Core Operations (Administrative Expenses)	Administrative expenses including oversight and evaluation of staff and programs, fiscal management, compliance, and implementation of work staff work plans.	\$590,104	17 FTE (16 full-time, plus two part-time).
Community Arts Programs	Grants and services for audience-based programs; administration of cultural, community and economic development programs; arts/cultural sector infrastructure and professional development initiatives. FY 2024 budget includes ARPA appropriations.	\$12,161,866	2,274,714 people.
Public Awareness (Partnerships)	All aspects of marketing and communications including website and graphic design, website content and management, digital and print publications, marketing activities, social and media relations, and events such as Governor's Arts Awards.	\$476,562	231,789 communications generated.
Art in Public Places	Care and management of 500+ state-owned works of art and public art collections across the state, including Oklahoma State Capitol. Educational resources for students, families, educators related to state-owned works of art, focused on Oklahoma history and art.	\$3,255,269	Millions of Oklahomans and visitors experiencing 500+ works of art.
Information Technology	Technology solutions and support to agency.	\$178,864	17 FTE (16 full-time, plus 2 part-time).



Note: Budget amounts include revisions as of 12.01.23.

# Program Details

---

## Oklahoma Arts Council | FY 2024 Budget | \$18,405,324

### Arts Education in Schools | \$1,072,381

Arts education plays an important role in improving academic performance in students across the state. Studies show that students who have four years of high school arts education score higher on college entrance exams than students with little or no arts education. Arts education often improves performance in math and science, increases school attendance, promotes civic engagement, and decreases antisocial behavior.

In the classroom, Oklahoma Arts Council grants support high-quality arts instruction as part of the curriculum, reinforcing learning across disciplines and encouraging cognitive development and critical thinking skills. These arts education programs represent the Arts Council's commitment to creative workforce development, especially for Oklahoma's most rural and low performing school sites, to leverage arts intervention and arts programming for a well-rounded education, to improve school climate, and to ensure arts access to the most under resourced schools statewide. Agency goals include equipping teachers with professional development training and schools with funding to introduce or expand arts education offerings. Additional resources include a roster of teaching artists and online fine arts curriculum.

### Arts Learning in Communities | \$670,279

Oklahoma Arts Council's Arts Learning in Communities grants provide support for projects that involve arts instruction, classes, and/or workshops for people of all ages and abilities. From children to older adults, to individuals with disabilities, community-based arts learning programs benefit Oklahomans throughout the state. Examples include early childhood programs, summer and afterschool programs for youth, prevention or intervention programs for youth or adults involving the arts, military and veteran arts programs, arts and aging initiatives, and arts and health programs. Additional efforts include the Oklahoma Arts and the Military Initiative, a strategic effort directed at meeting the needs of Oklahoma's military-connected individuals through the arts.



# Program Details

---

## Community Arts Programs | \$12,161,866

Communities that leverage local assets to develop arts and cultural amenities foster community pride and strengthen their economies by attracting tourist dollars. The Arts Council works with community development personnel and organizations statewide to cultivate Oklahoma's cultural infrastructure and industry, which has an estimated \$872.8 million economic impact on the state economy. The agency offers staff consultations, programs, and grants for community development. Community arts programs grant funding help make possible festivals, performances, and exhibits, infuse local economies with vital investment and improve quality of life for all Oklahomans. The following are key community arts programs:

- **Rural Opportunity Grant:** The latest effort to ensure the arts benefit isolated areas of the state. This funds capacity-building, professional development, and learning-based and audience-based programming in select rural counties.
- **Folk/Traditional Arts:** Investing in the continuation of Oklahoma's unique folk and traditional art forms, which because they are informal and meticulous practices handed down from generation to generation, define its people and communities.
- **Cultural District Initiative:** Offers funding, guidance, professional consultation, and formal certification to rural downtowns, urban and suburban neighborhoods that use local arts and cultural assets to plan, coordinate, and create a cultural district.
- **Leadership Arts:** Flagship training program equips 30 Oklahomans in each cycle to become leaders for the arts in their communities. With a focus on the arts' role benefiting the economy, education, and quality of life, participants meet monthly for two-day sessions. Hundreds of graduates are now using what they've learned in the program to improve their communities.
- **Oklahoma Arts Conference:** Statewide convening of more than 400 Oklahomans in the arts provides four, two-day sessions of professional development and networking featuring nationally recognized industry experts in rural and urban communities. Sessions cover a wide range of subjects relevant to artists, nonprofit organizations, community development, education, and more. Attendees frequently report success from implementing strategies learned during the conference.



# Program Details

---

## **Public Awareness | \$476,562**

The Oklahoma Arts Council seeks to increase public awareness of agency programs and services in order to expand opportunities for Oklahomans to create, perform, or attend arts activities at schools and in communities statewide. This department includes all aspects of marketing and communications including website and graphic design, website content and management, images for state-owned works of art and copyright, digital and print publications, marketing activities, social and media relations, and events such as the Governor's Arts Awards.

## **Art in Public Places | \$3,255,269**

Signed into law in 2004, the Oklahoma Art in Public Places Act recognizes Oklahoma's responsibility to foster culture and the arts. The act requires eligible state capital improvement projects to invest 1.5% of their budgets in public art representing the history and values of the state. The council administers the program to cultivate economic development, enhance education and improve public spaces. This program elevates Oklahoma's brand through engaging public artwork that celebrate our state's rich and diverse cultures and positions the state to be more competitive in our business relocation strategies.

The Visual and Public Art department of the agency administers the percent for art program, cares for and manages the Oklahoma State Capitol Art Collection, State Art Collection, Public Art Collection, and dozens of other state-owned artworks, and develops educational resources, curriculum and programs for all capitol and public works of art to teach Oklahoma history and art. In 2023, the department continued the re-installation of the Capitol Art Collection, the rotating exhibitions in the Capitol Galleries, and administered the museum-quality Capitol Tour program. The department is currently managing 10+ public art projects statewide with state agencies and partners, which includes more than 25 individual artist commissions ranging from life-size bronze sculptures to monumental artwork on bridges.



## AGENCY ACCOMPLISHMENTS

- Coordinated, developed, and vetted 200 organizations for the Oklahoma Arts Sector ARPA \$10 million grant.
- Reinstalled artworks in the Capitol including new commissions—Labor Omnia Vincit, Making Her Mark, Hall of Heroes dedication, Native American/Indigenous visitor entrance, and African American history featuring the bust of Clara Luper.
- Relaunched Capitol Art Field Trip grants and began the first-ever museum-quality docent program to provide trained volunteers for Capitol tours.
- Launched several grants made possible through ARP-ESSER funding from the Oklahoma State Department of Education to support Arts in Alternative Education programs across the state.

## AGENCY GOALS

- Support the implementation of arts education as part of the core curriculum in PreK-12 schools.
- Expand access to arts and cultural experiences for all Oklahomans.
- Strengthen the arts in Oklahoma through increased grant funding for the arts, capacity building of rural cultural organizations, and leadership development.
- Support mid to large-size arts nonprofits' employment of artists and part-time or full-time equivalent jobs as part of a robust arts and culture industry in Oklahoma.
- Support opportunities for lifelong learning through the arts.





**OKLAHOMA**  
Education

# Ryan Walters

## State Superintendent of Public Instruction



The **Oklahoma State Department of Education** serves as the state education agency of the State of Oklahoma, charged with determining the policies and directing the administration and supervision of the public school system of Oklahoma.

Founded in **1971**, the agency encompasses the following divisions:

- Accountability.
- Administration.
- Federal Programs.
- School and District Supports.
- Teacher Recruitment, Retention, & Support.
- Teaching and Learning.



# Agency Vision, Mission and Core Values

## **Vision:**

Committed to a school system free from indoctrination, focused on excellence in student outcomes, and driven by parental choice and empowerment.

## **Mission:**

Empower parents, kids, and all Oklahomans with the best education system for the future.

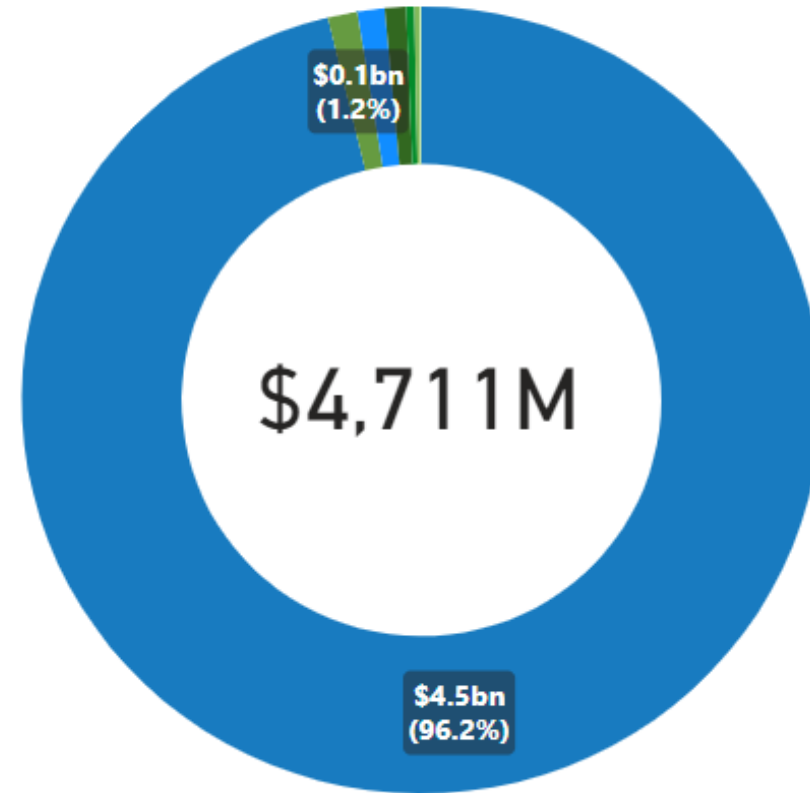
## **Core Values:**

Put parents back in charge of their children's education, ensure transparency and accountability in our schools, provide innovative solutions, and find efficiencies and be good stewards of the taxpayer dollar.



# Department of Education FY 2023 Expenditures

Expense Group	Sum of Amount
Pass-throughs	\$4,533,637,246
Professional Services	\$56,332,301
Assistance Payments	\$52,366,230
Personnel	\$39,749,720
IT	\$15,711,271
General Administration	\$10,068,740
Buildings & Facilities	\$1,385,071
Travel	\$1,307,064
Fleet	\$186,843
Medicaid	\$124,361
Other	\$96,010
<b>Total</b>	<b>\$4,710,964,856</b>



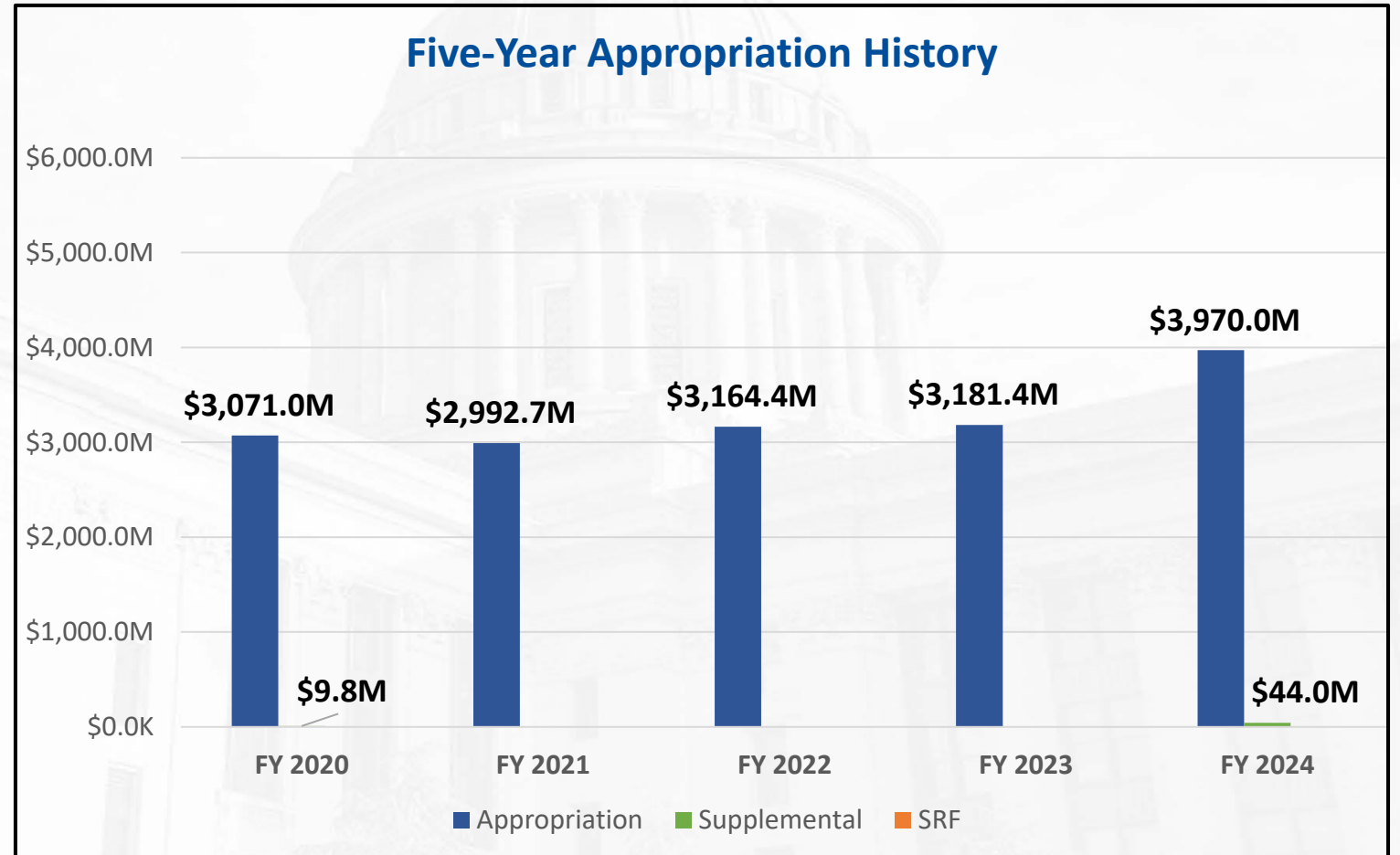
- Expense Group**
- Pass-throughs
  - Professional Services
  - Assistance Payments
  - Personnel
  - IT
  - General Administration
  - Buildings & Facilities
  - Travel
  - Fleet
  - Medicaid
  - Other

Operating	Grants & Pass-Throughs
Personnel	Medicaid
Professional Services	Assistance Payments
General Administration	Pass-throughs
IT	Program Reimbursements
Travel	
Capital	Other
Buildings & Facilities	Other
Highways & Bridges	Statewide Medical Claims
Debt Service	
Fleet	

Note: Data obtained on 1.03.24.

# Appropriation History

Fiscal Year	Legislated Appropriation (\$) <i>(includes supplemental if applicable)</i>
FY 2020	\$3,080,751,054
FY 2021	\$2,992,729,814
FY 2022	\$3,164,386,184
FY 2023	\$3,181,359,518
FY 2024	\$4,014,009,518



Note: The FY 2023 and FY 2024 appropriations do not include the additional appropriation to the Teachers' Retirement System Dedicated Revenue Revolving Fund.

# Programs and FY 2024 Budget Summary

Program Name	Brief Description of Program	FY 2024 Budget	# Served by Program
Administration and Support	Office of the Superintendent, Chief of Staff, Government Affairs, Operational Support, Financial Services, Communications, School Personnel Records, Legal, HR and Accreditation.	\$9,429,987	400+ agency staff, community stakeholders, media, Legislature, vendors, and school districts.
Information Technology	Data and Information Services for the agency.	\$21,294,586	545 school districts, 400+ agency staff.
Teacher Certification	Education Leadership Oklahoma (Bonus to National Board-certified teachers, psychologists, audiologists and speech pathologists, educators credentialing and fingerprinting services).	\$9,074,135	545 school districts, educators and administrators.
Financial Support of Schools	State funds appropriated for local school districts are distributed through the state aid formula on a weighted average daily membership (WADM) basis.	\$3,064,595,643	545 school districts.
Curriculum and Instruction	Includes implementation of Oklahoma Academic Standards, Advanced Placement, OK Arts Institute, Early Childhood and Reading Sufficiency.	\$58,246,465	545 school districts.
Instructional Materials	Textbook/instructional materials funds to school districts distributed on an average daily attendance basis.	\$45,290,164	700,000+ students.
Flexible Benefit Allowance	Health benefit allowance to school district personnel.	\$602,157,841	85,000+ district personnel.
Student Support	Provides support and resources to students in the areas of college and career readiness, counseling, behavioral health, school climate and alternative education.	\$1,415,988	545 school districts.



*Note: Budget amounts include revisions as of 12.01.23.*

# Programs and FY 2024 Budget Summary

Program Name	Brief Description of Program	FY 2024 Budget	# Served by Program
Accountability and Assessment	Accountability data reporting and Oklahoma School report card. Assessments administered statewide as required by state and federal law.	\$11,457,467	545 school districts.
Educator Effectiveness	Includes Teacher and Leader Effectiveness, Professional Development, Teach for America, Data and Information Services.	\$56,996,896	545 school districts.
Federal Programs	Administers the allocation and use of federal funds, provides technical assistance to school districts to carry out grant activities, and monitors compliance of federal regulations and requirements.	\$1,282,272,883	545 school districts.
Federal Child Nutrition Programs	Administers the child nutrition programs for the State of Oklahoma including meal reimbursements, administrative reviews, training and resources to schools and other entities.	\$543,413,100	545 school districts plus child and adult care centers.
Teachers Retirement	Pass-through credit for member's contribution.	\$36,162,671	79,000+
Early Intervention SoonerStart	SoonerStart services to children from birth to 36 months who have a disability.	\$25,015,947	Approximately 12,000 children.
School Support	Provides schools with support, financial assistance, and/or resources needed to build capacity and sustain change that positively impacts students and their achievements.	\$809,938	101 Comprehensive Support Improvement schools, 147 Additional Targeted Support & Improvement schools.
Other	Includes school lunch matching, driver education, and school consolidation assistance.	\$14,438,428	N/A



*Note: Budget amounts include revisions as of 12.01.23.*

# Program Details

---

**State Department of Education | FY 2024 Budget | \$5,782,072,138**

**Teacher Certification | \$9,074,135**

**National Board Teacher Bonus (70 O.S. § 6-204.2)**

Teachers who attained National Board Certification or applied for certification renewal prior to June 30, 2013, and who are eligible to receive the bonus, will receive \$5,000 annually over a 10-year period. Teachers who attained National Board Certification after June 30, 2013, will receive salary increments as set forth in the minimum salary schedule.

**Psychologists, Speech Pathologists, and Audiologists Bonus (70 O.S. § 6-206)**

Contingent upon funds available, national certified school psychologists, speech language pathologists, and audiologists receive an annual bonus in the amount of \$5,000 or a pro-rated amount, based on the proportionate equivalency to full-time employment. Funds also pay for program administration, credentialing and certification.

**Financial Support of Schools | \$3,064,595,643**

State funds appropriated for local school districts are distributed through the state aid formula on a weighted average daily membership basis. The FY 2023 midyear state aid formula factor is \$3,848.50, an increase of \$227.49 from the FY 2022 mid-year state aid formula factor of \$3,621.01. The High Year Weighted Average Daily Membership used in the mid-year allocation is \$1,159,520.92 while the High Year Average Daily membership is \$698,050.26.



# Program Details

---

## **Curriculum and Instruction | \$58,246,465**

### **Ag in the Classroom**

The goal of this program is to increase agricultural literacy among students and educators. Materials are developed in collaboration with the Oklahoma Department of Agriculture, Food and Forestry. The program is also supported through the Oklahoma State University Cooperative Extension Service Youth Development Program and private donations.

### **Early Childhood Initiative (70 O.S. § 10-105.4)**

Deploys state funds and private matching funds to provide early childhood services to at-risk children, targeting low-income families to empower them with the education and tools they need to break the cycle of poverty.

### **Standards Implementation (70 O.S. § 11-103.6, 20 U.S.C. § 6311(b)(1))**

Funds are used for implementation of curricular standards.

### **Advance Placement Teacher Training and Test Fee Assistance (70 O.S. § 1210.703)**

Allows high school students to undertake college level academic courses and provides students the opportunity to show they have mastered the advanced material by taking end-of-course exams. Advancement Via Individual Determination (AVID) provides educators with training to help teachers better prepare all students for more rigorous AP/pre-AP curriculum.



# Program Details

---

## **Curriculum and Instruction (continued) | \$58,246,465**

### **Reading Sufficiency (RSA) (70 O.S. § 1210.508D)**

This program helps ensure all Oklahoma students are reading on grade level at the end of 3rd grade, which is a critical juncture when students go from learning to read to reading to learn. RSA supports Oklahoma children in kindergarten through 3rd grade. Funds are given to districts on a per student basis for those students K-3 who are reading below grade level.

### **Oklahoma Arts Institute**

Comprised of the Oklahoma Summer Arts Institute, a fine arts school for high school students who are selected to attend through statewide competitive auditions, and the Oklahoma Fall Arts Institute, a series of weekend workshops for elementary and secondary teachers.

### **Imagine Math and Imagine Learning**

This program provides statewide virtual supplemental support for students in grades 5-8 for math and PK-3 for English Language Arts.

### **Instructional Materials | \$45,290,164**

Funds allocated to school districts for textbooks and instructional expenses on an average daily attendance basis.

### **Flexible Benefit Allowance | \$602,157,841**

The benefit amount provided for certified and support personnel, by school district, to offset health insurance costs.





# Program Details

---

## **Student Support | \$1,415,988**

Provides support to educators and families through academic guidance, alternative education strategies, college and career readiness connections, social-emotional learning resources, and family engagement.

## **Accountability and Assessment | \$11,457,467**

Funds utilized for the administration of a statewide student assessment system for grades three through high school (70 O.S. § 1210.508, 20 USC § 6311(b)(2)), and the Oklahoma School Report Card.

## **Educator Effectiveness | \$56,996,896**

### **Teach for America**

Teach for America is the national corps of outstanding recent college graduates and professionals of all academic majors and career interests who commit two years to teach in urban and rural public schools and become leaders in the effort to expand educational opportunity. TFA is funded through state and private matching funds.

### **Teacher Induction Program (70 O.S. § 6-195)**

This program requires that each first-year teacher, including first-year emergency-certified teachers, have a mentor. Funds are used for providing professional development, support, and coaching to the mentors.

### **Teacher and Leader Effectiveness Programs (70 O.S. § 6-101.16)**

Funds used to improve the effectiveness of teachers and leaders in the public school system, including continued development and implementation of the individualized program of professional development (PL Focus) required by HB 2957, 2016. Funds are also used to continue training programs for principals (Moving UP), administrators (Lead to Succeed), and emergency-certified teachers.



# Program Details

---

## **Federal Programs | \$1,282,272,883**

OSDE receives formula and competitive grants from the U.S. Department of Education, U.S. Department of Agriculture, U.S. Department of Health and Human Services, U.S. Department of Justice, and Department of the Navy.

Federal formula and discretionary grants from the U.S. Department of Education provide funding for educational programs and services to local educational agencies in the following areas:

- Improving academic achievement of disadvantaged students.
- Preparing, training, and recruiting high-quality teachers and principals.
- Language instruction for limited English proficient and immigrant students.
- 21st Century Community Learning Centers, student support and academic enrichment.
- Gifted and talented student education.
- School climate transformation.
- Native youth community projects.
- Literacy initiative, rural education.
- School improvement.
- Homeless education.

OSDE receives federal funds from the Office of Special Education Programs to support programs authorized by the Individuals with Disabilities Education Act for infants and toddlers and their families, preschool children ages three to five, and special education for children and youth with disabilities. Local educational agencies are reimbursed for program expenditures incurred during the school year.



# Program Details

---

## **Federal Programs | \$1,282,272,883 (continued)**

Oklahoma receives federal funds from the U.S. Department of Agriculture Food and Nutrition Service to support the School Lunch Program, School Breakfast Program, Child and Adult Care Food Program, and the Summer Food Service Program. Schools submit claims for meals served and receive reimbursement from OSDE.

Oklahoma receives federal funds from the U.S. Department of Health and Human Services, Centers for Disease Control, and Prevention for Project GET FIT to improve student health and nutrition, and from the Substance Abuse and Mental Health Services Administration for Project AWARE to improve mental health services.

Oklahoma receives federal funds from the U.S. Department of Justice for school safety and security, threat assessment, and bullying prevention.

Oklahoma received federal funding from the U.S. Department of Education under the CARES, Coronavirus Response and Relief Supplemental Appropriations (CRRSA), and ARP Act via the Elementary and Secondary School Emergency Relief Fund and the Governor's Emergency Education Relief Fund.



# Program Details

---

## **Federal Child Nutrition Programs | \$543,413,100**

Funds received from U.S. Department of Agriculture are used to administer the child nutrition programs for the State of Oklahoma including the National School Lunch Program, School Breakfast Program, After-school Snack Program, Summer Food Service Program, and the Child and Adult Care Food Program.

## **Teachers' Retirement | \$36,162,671**

Funds are appropriated to OSDE as a pass-through to the Oklahoma Teachers' Retirement System to offset a portion of teachers' contributions to the retirement system.

## **Early Intervention SoonerStart | \$25,015,947**

SoonerStart is Oklahoma's early intervention program serving infants and toddlers with developmental delays from birth to 36 months. SoonerStart is a collaborative interagency project coordinated with the Department of Health, the Department of Human Services, Mental Health and Substance Abuse Services, the Oklahoma Health Care Authority, and the Commission on Children and Youth.

## **School Support | \$809,938**

Provides support, assistance and/or resources needed for school districts to build capacity and sustain change that positively impacts students and their achievement.



# Program Details

---

## **Other | \$14,438,428**

### **School Lunch Matching and Maintenance of Effort** (7 CFR § 210-17 and 7 CFR § 235.11(a))

Minimum amount necessary for the state match and maintenance of effort required by the USDA in order to receive federal funds for the National School Lunch Program.

### **Drivers' Education**

Funds distributed to school districts to reimburse costs of drivers' education courses.

### **School Consolidation Assistance Fund** (H.B. 2242, 2015, 70 O.S. § 7-203)

Funds appropriated to OSDE to assist district consolidation, annexation, shared superintendents, severance payments, and ACE technology.



## AGENCY ACCOMPLISHMENTS

- Improved and implemented programs directly impacting teacher recruitment, retention and support.
- Brought over 550 new or returning teachers to Oklahoma schools through the Teacher Sign-On Bonus Program.
- Built and implemented the Year-1 Teacher Empowerment Program which increased first year teacher retention to 84% from 66%.
- Launched the pilot Literacy Instructional Team, grew the Reading Sufficiency Act programs, and expanded the Science of Reading Academies for literacy.
- Implemented procurement procedures to ensure transparency and accountability.

## AGENCY GOALS

- Reduce the teacher shortage across Oklahoma through signing bonuses and incentives to increase teacher recruitment and retention.
- Increase the percentage of students scoring at proficient or above on the Oklahoma School Testing Program assessments:
  - For reading, increase from 26% in FY 2023 to 35% in FY 2024.
  - For math, increase from 25% in FY 2023 to 35% in FY 2024.
  - For U.S. history, increase from 41% in FY 2023 to 50% in FY 2024.





**OKLAHOMA**  
Educational Quality  
and Accountability

## Megan Oftedal Executive Director



The **Office of Educational Quality and Accountability** is committed to preparing exceptional educators, engaging investors, and providing data with fidelity for all stakeholders.

Founded in **2014**, this agency now encompasses the following divisions:

- Educator Preparation Accreditation/Program Approval.
- Educator Assessment.
- Teacher Certification Scholarship Program.
- Educational Leadership Oklahoma.
- Oklahoma School Performance Review.
- Oklahoma Educational Indicators Program.
- Transfer Audit Program.
- Pilot Mentor Teacher Training Program.

# Agency Vision, Mission and Core Values

## **Vision:**

Academic success for all Oklahoma students.

## **Mission:**

To prepare exceptional educators and provide comprehensive statistical data to all stakeholders.

## **Core Values:**

- Deliver State, District, and School Statistical Profile Reports.
- Prepare highly qualified teachers through a competency and evidence-based educator preparation system.
- Ensure a robust accreditation and program review process for educator preparation programs aligned with CAEP Standards and Oklahoma requirements.
- Develop and maintain valid and reliable educator assessments aligned to state and national standards.
- Provide support and scholarships for National Board Certification.
- Facilitate P-12 school performance to ensure resource maximization, cost-efficiencies and effective management strategies that promote excellence in education.
- Audit P-12 student transfer policies, district capacity determinations, and transfer approvals/denials.

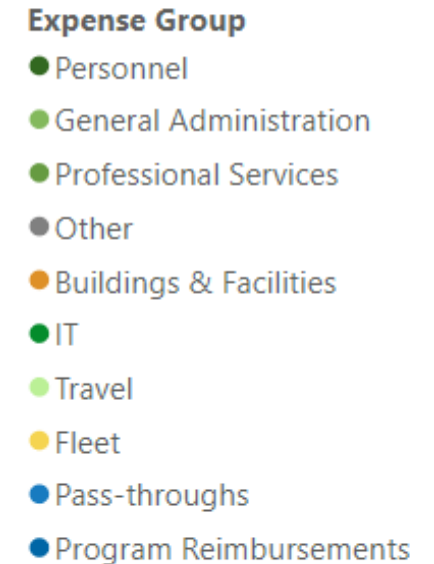
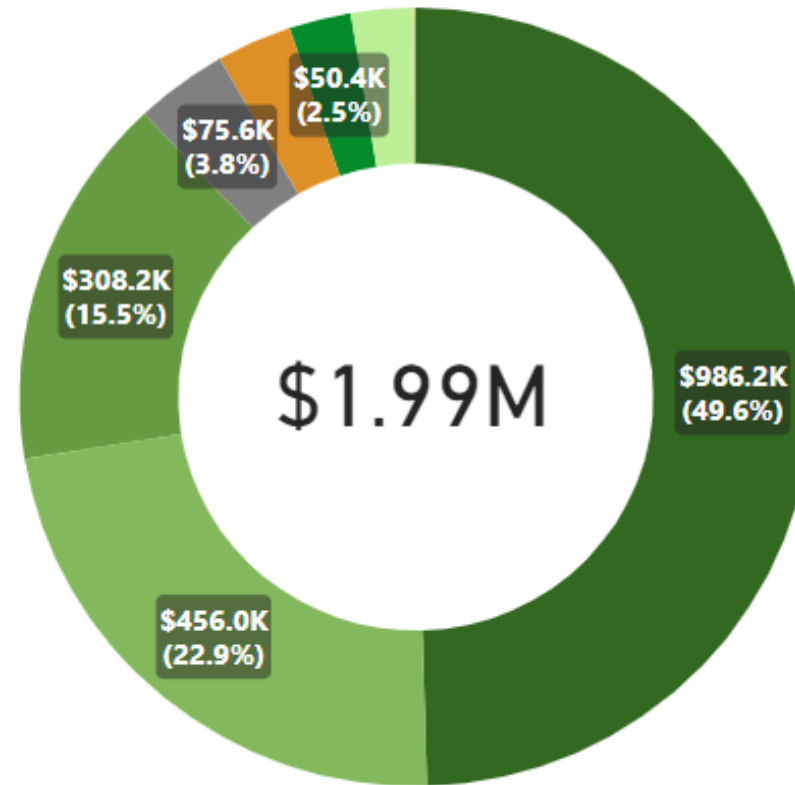




# Educational Quality and Accountability

## FY 2023 Expenditures

Expense Group	Sum of Amount
Personnel	\$986,161
General Administration	\$455,986
Professional Services	\$308,197
Other	\$75,645
Buildings & Facilities	\$61,182
IT	\$50,379
Travel	\$50,051
Fleet	\$1,278
Pass-throughs	\$495
Program Reimbursements	\$494
<b>Total</b>	<b>\$1,989,870</b>

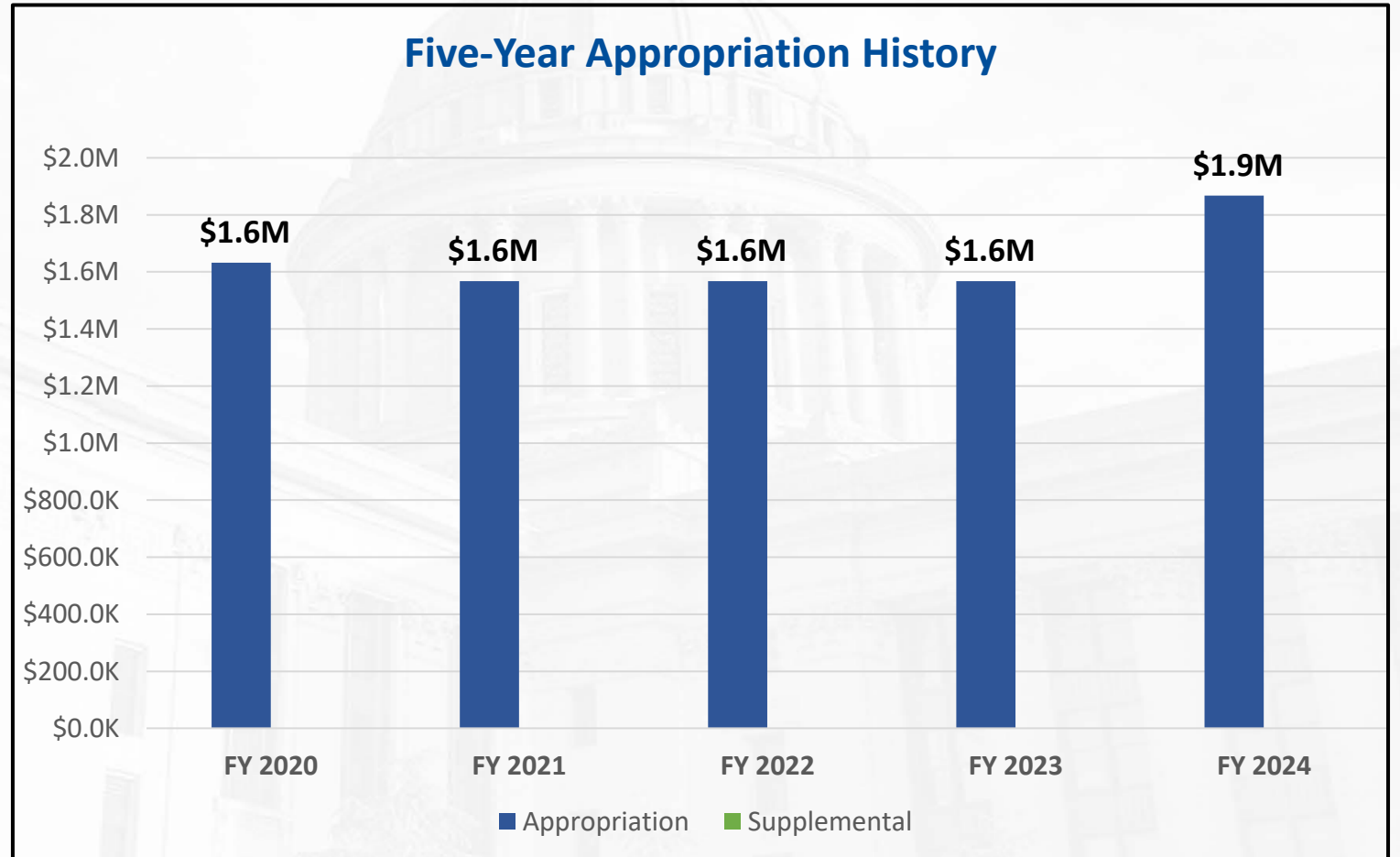


Operating	Grants & Pass-Throughs
Personnel	Medicaid
Professional Services	Assistance Payments
General Administration	Pass-throughs
IT	Program Reimbursements
Travel	
Capital	Other
Buildings & Facilities	Other
Highways & Bridges	Statewide Medical Claims
Debt Service	
Fleet	

Note: Data obtained on 1.03.24.

# Appropriation History

Fiscal Year	Legislated Appropriation (\$) <i>(Include supplemental if applicable.)</i>
FY 2020	\$1,632,509
FY 2021	\$1,567,209
FY 2022	\$1,567,209
FY 2023	\$1,567,209
FY 2024	\$1,867,209



# Programs and FY 2024 Budget Summary

Program Name	Brief Description of Program	FY 2024 Budget	# Served by Program
Educator Assessment	Develop and deploy 63 assessments for Oklahoma teacher candidates including the OGET, OSATs, OPTE, and PPAT. Provide teacher certification test fee scholarships.	\$2,705,261	44,000 teachers and 19,000 test takers.
Educator Preparation Program Accreditation	23 colleges of education (EPPs) are accredited by the CEQA. The OEQA works with these EPPs to prepare for the accreditation visits. 300 programs within these 23 EPPs must be recognized by the CEQA. The OEQA works with these EPPs to gain program recognition.		23 colleges of education.
Oklahoma Educational Indicators Program	Almost 2,000 reports (profiles) are produced annually that show education data for school sites, districts and the state. These profiles are distributed to schools, districts, state agencies, the Legislature, Governor, and other entities.		500+ districts, 1,500+ schools, 700,000 students.
Oklahoma School Performance Review Program	Hire contractors and/or use office staff to conduct reviews of school district operations to find cost savings and efficiencies.		70+ school districts and their stakeholders per year.
Education Leadership Oklahoma	Provide up to 100 scholarships worth \$1,800 each to National Board Certification teacher candidates. Support is also provided via trainers and professional development and materials.		3,170 National Board Certification teacher candidates.
Information Technology	Supports all functions needed to operate agency's program divisions.	\$89,926	11 OEQA FTE.



*Note: Budget amounts include revisions as of 12.01.23.*

# Program Details

---

## Educational Quality and Accountability | FY 2024 Budget | \$2,975,187

### Education Quality and Accountability | \$2,705,261

The Office of Educational Quality and Accountability, its personnel, budget and expenditure of funds are solely under the direction of the Commission for Educational Quality and Accountability (CEQA).

The CEQA has the following duties:

- Oversee implementation of the provisions of HB 1017 of the first extraordinary session of the 42nd Oklahoma Legislature.
- Implement the provisions of the Oklahoma Teacher Preparation Act as provided for in law.
- Recommend methods for achieving an aligned, seamless preschool through postsecondary education system to the Governor and Legislature.
- Set performance levels and corresponding cut scores, which determine the score necessary for a student to achieve a designation of advanced, proficient, or basic, pursuant to the Oklahoma School Testing Program Act and as provided for in 70 O.S. § 1210.541.
- Approve and accredit teacher education programs.
- Assess candidates for licensure and certification.



# Program Details

---

## **Education Quality and Accountability | \$2,705,261 (continued)**

### ***Educator Assessment***

Addresses the statutory responsibility to develop and implement a competency-based assessment system for educator licensure/certification in the state. All educator candidates must successfully complete certification examinations assessing general knowledge, subject-area knowledge, and professional knowledge in order to be eligible for standard certification. Exams are administered to teacher candidates throughout the year and across the state. Routine review and redevelopment of the assessment program help ensure exams are accurate and up to date. OEQA also manages the Teacher Certification Scholarship Program.

### ***Educator Preparation Program Accreditation***

OEQA accredits Oklahoma's public and private colleges of education in conjunction with the Council for the Accreditation of Educator Preparation. OEQA staff perform three to four accreditation site visits per year to ensure that colleges of education meet relevant standards. OEQA supports the continuous improvement of colleges of education by conducting first-year teacher surveys, overseeing specific education programs, and providing training. In addition, OEQA combines teacher data received from the Oklahoma State Department of Education and the colleges of education and distributes the data to the 23 public and private colleges of education for use in the accreditation process.

### ***Oklahoma Educational Indicators Program***

Through the Oklahoma Educational Indicators Program, OEQA strives to provide timely and comprehensive information regarding Oklahoma's public schools. Each year, this program provides school site, district and state educational statistics to schools, districts, parents and stakeholders throughout the state. Almost 2,000 education profile reports are produced annually.



# Program Details

---

## **Education Quality and Accountability | \$2,705,261 (continued)**

### ***Oklahoma School Performance Review Program***

OEQA is responsible for the Oklahoma School Performance Review program. The purpose of school district performance reviews is to develop recommendations to contain costs, improve management strategies and deliver better education to children. During each review, staff and/or consultants conduct on-site evaluations, review district operations, study district data, interview stakeholders, hold public meetings and administer surveys. The OEQA and/or consultants produce a report evaluating management, personnel, and communications; instructional delivery; business operations; facility use and management; and support services, including child nutrition, technology, and transportation.

### ***Education Leadership Oklahoma***

OEQA oversees the Education Leadership Oklahoma program that awards annual scholarships, provides guidance and support for teachers undergoing the National Board Certification process, and offers professional learning for candidates and National Board-certified teachers. OEQA recruits teachers across the state by promoting the benefits of the National Board Certification process and its impact on improving student learning.



## AGENCY ACCOMPLISHMENTS

- Provided professional development for over 100 National Board and renewal candidates, resulting in the certification of 13 new National Board Certified Teachers and 31 renewal candidates.
- Facilitated site accreditation visits to six Oklahoma universities and reviewed over 110 educator preparation programs.
- Restored data access with the State Department of Education after not having access to data for years.
- Assessed the needs of the organization to complete and carry out transformation plan and worked with HR on restructuring and benchmarking of new roles.
- Signed statement of work for website redevelopment starting in January.

## AGENCY GOALS

- Deliver Oklahoma Indicators Dashboard as well as dashboards on other key policy topics.
- Support the development of teachers through high-quality Educator Preparation Programs and certification examinations.
- Provide teacher certification exam scholarships to educators committed to serving in Oklahoma.
- Support the professional development of teachers through NBCT scholarship program, mentorship program and professional development workshops.
- Increase access to high-quality preschool through 12th-grade education and choice through transfer audits.





**OKLAHOMA**  
Health Care Workforce  
Training Commission

## Janie Thompson Executive Director



The **Health Care Workforce Training Commission** serves to establish and administer programs and services to support and increase health care availability across Oklahoma in rural locations.

Founded in **1975** as Physician Manpower Training Commission and renamed in 2022 as Health Care Workforce Training Commission, this agency now encompasses the following divisions:

- Nursing Student Assistance.
- Oklahoma Family Medicine Resident Cost Sharing.
- Oklahoma Rural Medical Education Scholarship Loan.
- Physician Community Match Scholarship.
- Family Practice Resident Rural Scholarship.
- Oklahoma Physician Loan Repayment.
- Physician Assistant Scholarship.
- Physician Assistant Loan Repayment.
- American Rescue Plan (ARPA) Funded Nurse Training Expansion (28 Programs)/ARPA Funded Optometry School.



# Agency Vision, Mission and Core Values

## **Vision:**

To achieve the healthiest Oklahomans.

## **Mission:**

To increase access to healthcare workers in the rural and underserved areas of Oklahoma.

## **Core Values:**

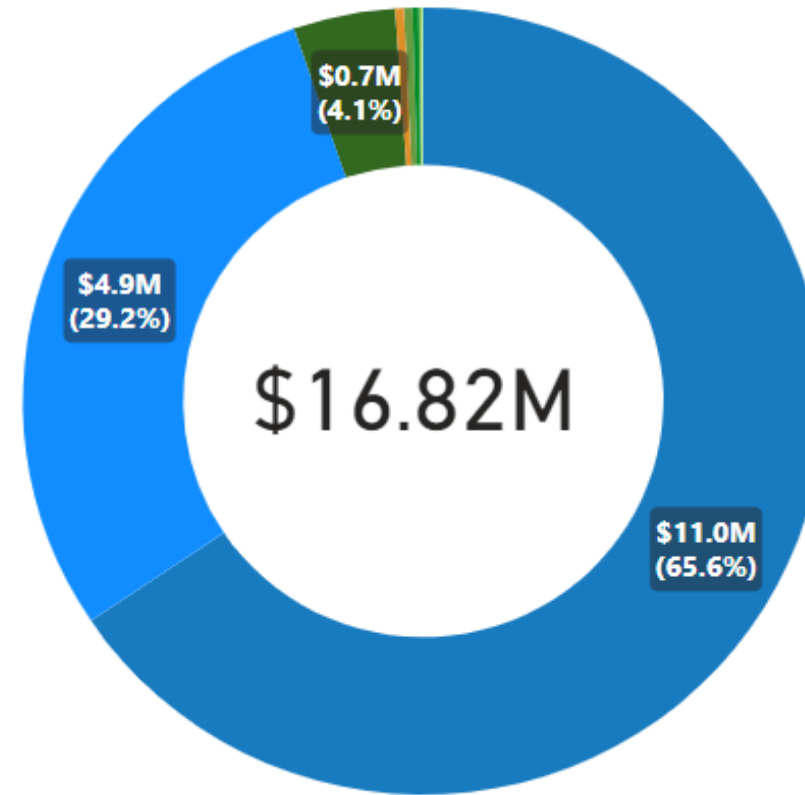
- **Access:** All citizens of Oklahoma should have access to quality health care.
- **Accountability:** Commit to be good stewards of Oklahoma citizen resources and faithful to the agency mission.
- **Collaboration:** Maximize each organization's knowledge and skills to achieve excellence through the collective efforts of the Oklahoma Health Care Workforce Training Commission, the Oklahoma Legislature, and community partners.



# Health Care Workforce Training Commission

## FY 2023 Expenditures

Expense Group	Sum of Amount
Pass-throughs	\$11,031,236
Assistance Payments	\$4,909,686
Personnel	\$692,565
Buildings & Facilities	\$59,674
Professional Services	\$58,373
IT	\$40,562
General Administration	\$16,456
Travel	\$12,009
Fleet	\$1,124
<b>Total</b>	<b>\$16,821,686</b>



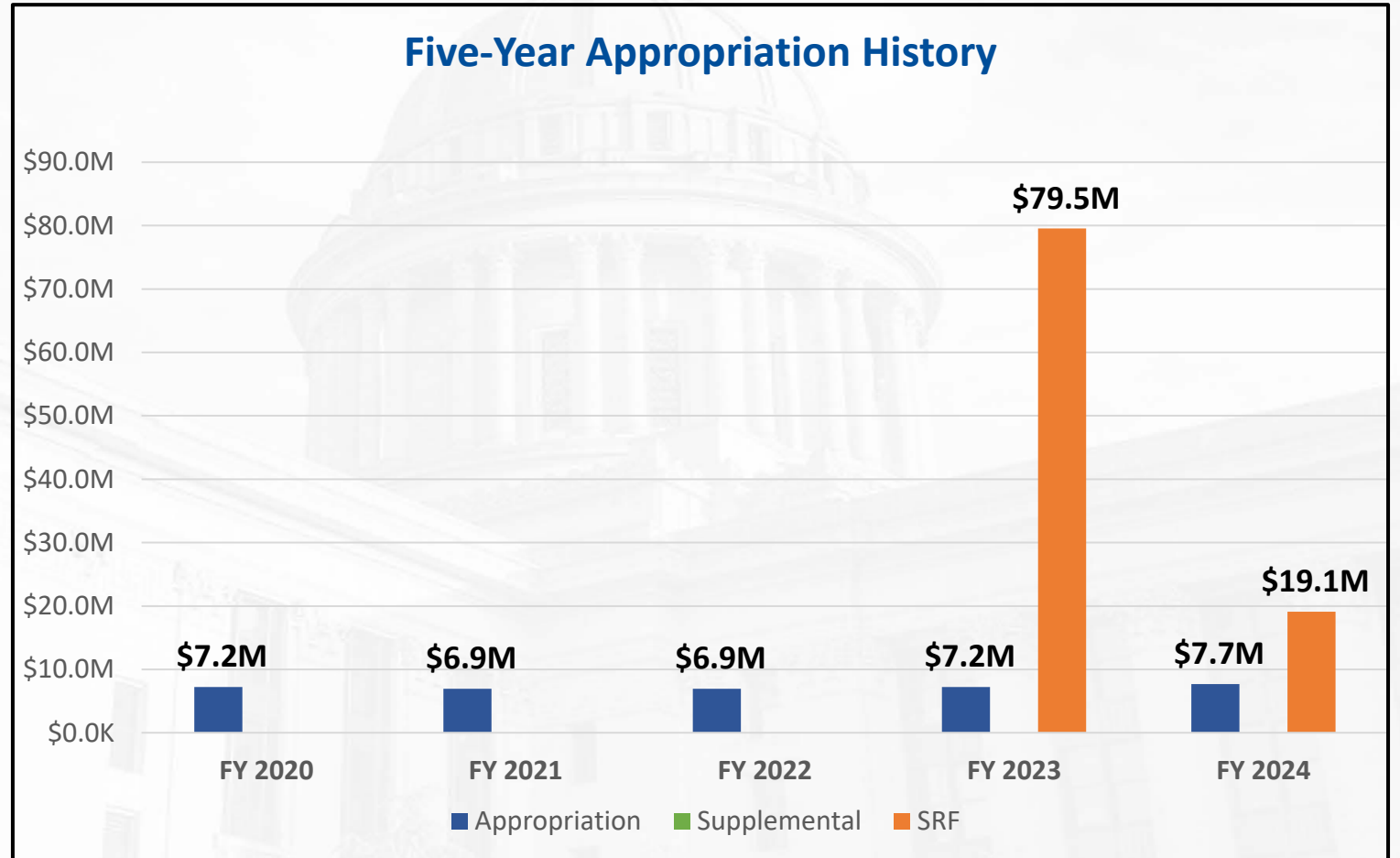
- Expense Group**
- Pass-throughs
  - Assistance Payments
  - Personnel
  - Buildings & Facilities
  - Professional Services
  - IT
  - General Administration
  - Travel
  - Fleet

Operating	Grants & Pass-Throughs
Personnel	Medicaid
Professional Services	Assistance Payments
General Administration	Pass-throughs
IT	Program Reimbursements
Travel	
Capital	Other
Buildings & Facilities	Other
Highways & Bridges	Statewide Medical Claims
Debt Service	
Fleet	

Note: Data obtained on 1.03.24.

# Appropriation History

Fiscal Year	Legislated Appropriation (\$) <i>(Includes supplementals and SRF/ARPA.)</i>
FY 2020	\$7,236,330
FY 2021	\$6,946,877
FY 2022	\$6,946,877
FY 2023	\$86,771,411
FY 2024	\$26,754,419



Note: Includes Supplemental and Statewide Recovery Fund (ARPA) appropriations.

# Programs and FY 2024 Budget Summary

Program Name	Brief Description of Program	FY 2024 Budget	# Served by Program
Physician Scholarship & Loan Repayment Programs	Resident-cost shares that are not reimbursable by Graduate Medical Education (GME) funds.	\$2,823,647	74 medical students, physician residents, and licensed physicians for rural Oklahoma.
OU (Tulsa & OKC) Family Medicine (FM) Resident Cost Sharing Program	Resident-cost shares that are not reimbursable by GME funds.	\$3,385,050	56 resident physicians.
OSU Affiliated Cost Sharing Program	Resident-cost shares that are not reimbursable by GME funds.	\$2,084,148	61 resident physicians.
Administration – Accounting & Finance, General Administration, Legal, HR	Community outreach, program promotion and tracking, accountability, legal, HR, and general operations.	\$929,692	Agency staff and citizens.
Nursing Student Assistance Program	Nursing scholarships with rural/underserved practice obligations.	\$480,000	150 nursing students.
Physician Assistant Practice Incentives	Scholarships during Physician Assistant (PA) training with rural Oklahoma practice requirement after graduation.	\$188,000	21 physician assistant students and licensed physician assistants willing to practice in a rural Oklahoma community.
Data Processing	Communication, data storage, system & tracking, website support & maintenance, hardware & software licenses, purchase & lease.	\$58,060	Agency staff and clients.
Grant Programs (ARPA)	Statewide Recovery Funding for higher education and technology center grant programs.	\$40,959,726	New funding in FY 2023 and FY 2024.



*Note: Budget amounts include revisions as of 12.01.23.*

# Program Details

---

## Health Care Workforce Training Commission | FY 2024 Budget | \$50,908,323

### **OU and OSU Family Medicine Resident Cost Sharing Program | \$5,469,198**

This program provides cost sharing for primary care internship and residency training programs. HCWTC provides a portion of the salaries of residents so that additional residency positions may be developed and funded.

### **Physician and Physician Assistant Medical Loan Repayment Program | \$3,011,647**

This program provides scholarships to medical students enrolled in an accredited medical or osteopathic college and primary care physician assistants enrolled in an accredited physician assistant program in exchange for a service obligation to a rural and underserved Oklahoma community.

### **Nurse Student Assistance Program | \$480,000**

This program provides scholarships to nursing students enrolled in an accredited nursing education program in exchange for a service obligation in a facility in Oklahoma that is not a physician's office; private duty practice; research, federal, or majority physician-owned facility; industrial, school, or summer camp.



## AGENCY ACCOMPLISHMENTS

- Supported salary increases to the Family Medicine Residency Programs eligible for agency support as well as additional funds toward instructional and/or administrative costs in both FY 2023 and FY 2024.
- Granted the Physician Loan Repayment to 55 physicians in obligated rural practice in FY 2023 with 24 approved to begin practice in FY 2024 and FY 2025.
- Increased three additional training positions at the OUHSC and OU-Tulsa Family Medicine Residency Program Campuses in both FY 2023 and FY 2024.
- Granted scholarships to 107 recipients through the Nursing Program with 25% of those enrolled in an MSN degree program or higher for FY 2023.

## AGENCY GOALS

- Increase the percent of nursing program participants seeking a Masters or higher degree in nursing or provider services to 25% by FY 2024.
- Increase the percent of Nursing program graduates committed to rural or state-operated hospitals to 80% by FY 2024.
- Increase physician placement in rural Oklahoma through agency incentive programs, from 45 physician participants in FY 2022 to 65 in FY 2024.
- Administer and monitor 28 Statewide Recovery Fund/ARPA projects for completion, goal achievement, and federal compliance.





**OKLAHOMA**

# Educational Television Authority

**Polly Anderson**  
**Executive Director**



The **Oklahoma Educational Television Authority (OETA)** serves to make educational television services available to all Oklahoma citizens on a coordinated statewide basis.

Educational television services are provided by and through the various educational and cultural agencies in the State of Oklahoma under the direction and supervision of the Oklahoma Educational Television Authority.

Founded in **1971**, this agency now encompasses the following programs:

- Administration.
- Marketing and Communications.
- Programming.
- Technical Services.
- Information Technology.

# Agency Vision, Mission and Core Values

## **Vision:**

Create more knowledgeable, civically engaged, and productive citizens of Oklahoma.

**Mission:** Provide essential educational content and services that inform, inspire, and connect Oklahomans to ideas and information that enrich their quality of life. Consistently engage Oklahomans with educational and public television programming, provide educational training and curriculum, outreach initiatives and online features that collectively encourage lifelong learning.

## **Core Values:**

- Education – Encourage lifelong learning through the development and delivery of content that inspires reflection, inquiry, and innovation for all Oklahomans.
- Community Focus – Serve and be accountable to Oklahomans.
- Creativity – Encourage imagination, innovation, and expression.
- Excellence – Achieve best quality results and be effective.
- Integrity – Adhere to the highest standards of conduct, performance, and fairness.
- Diversity – Be inclusive in the workforce, services, and content.
- Collaboration – Work with others to help Oklahomans thrive.

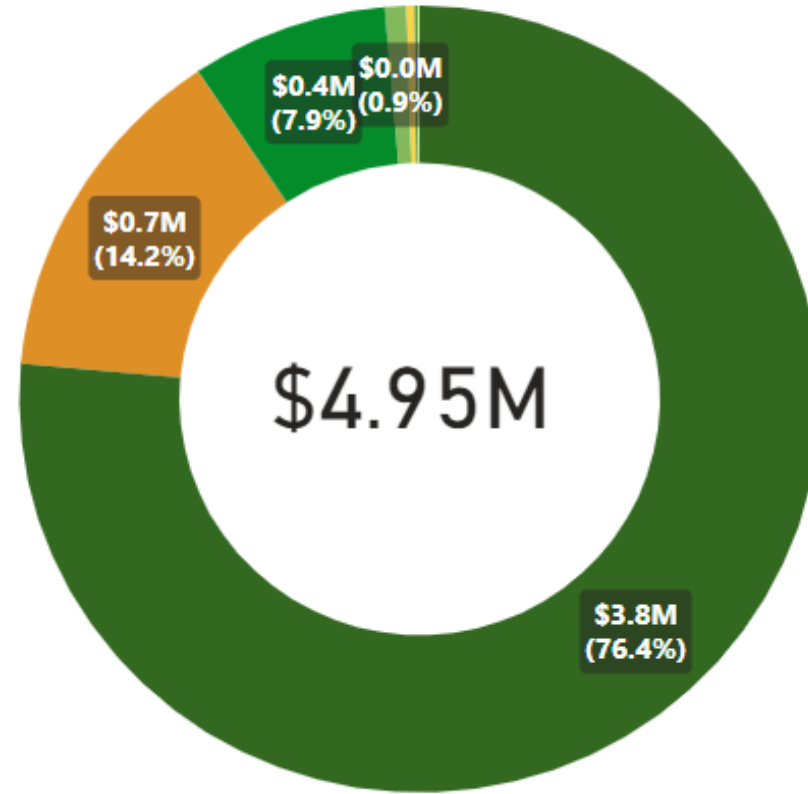




# OETA

## FY 2023 Expenditures

Expense Group	Sum of Amount
Personnel	\$3,785,202
Buildings & Facilities	\$704,097
IT	\$392,935
General Administration	\$43,512
Fleet	\$15,141
Professional Services	\$6,835
Travel	\$4,248
<b>Total</b>	<b>\$4,951,968</b>



### Expense Group

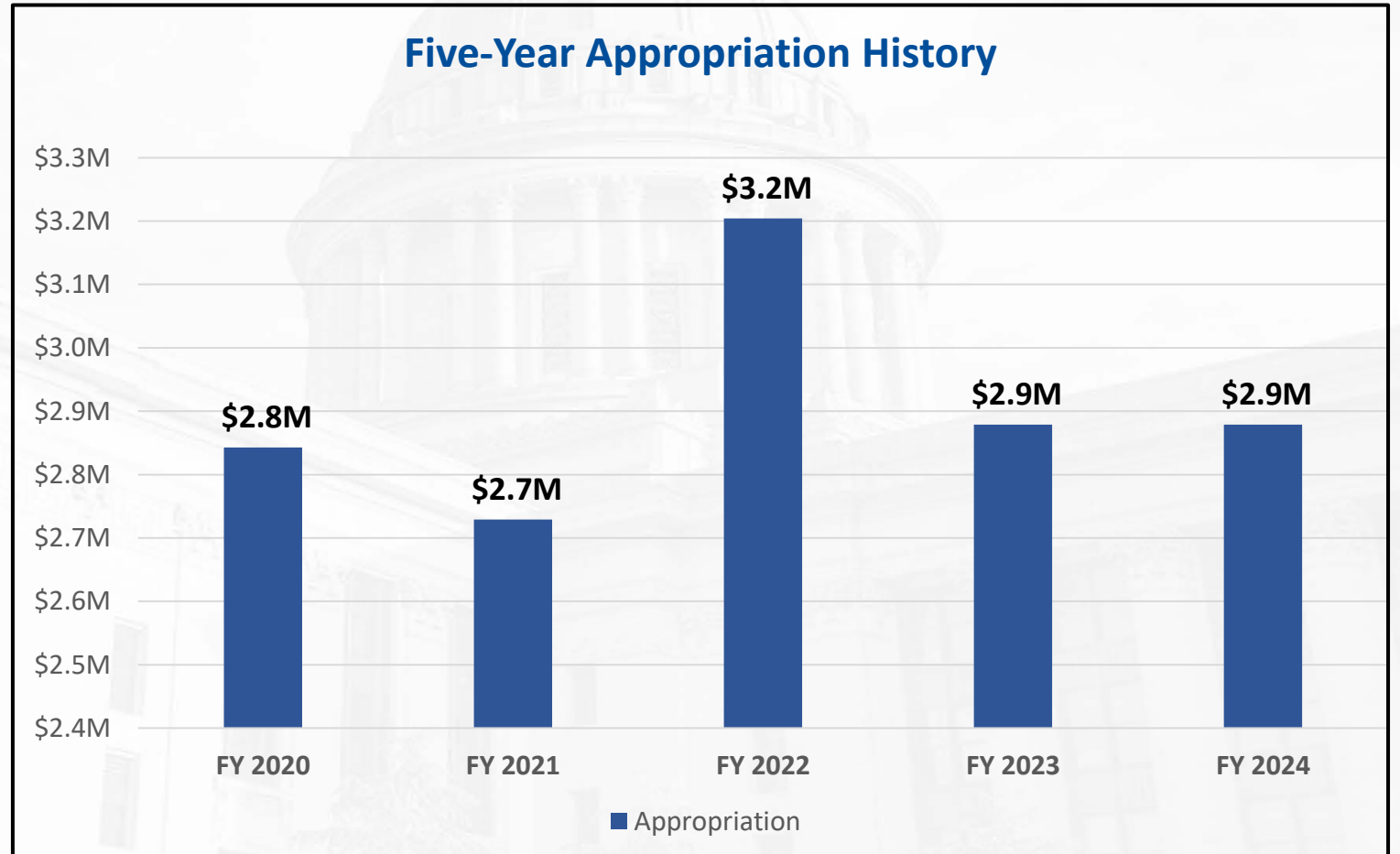
- Personnel
- Buildings & Facilities
- IT
- General Administration
- Fleet
- Professional Services
- Travel

Operating	Grants & Pass-Throughs
Personnel	Medicaid
Professional Services	Assistance Payments
General Administration	Pass-throughs
IT	Program Reimbursements
Travel	
Capital	Other
Buildings & Facilities	Other
Highways & Bridges	Statewide Medical Claims
Debt Service	
Fleet	

Note: Data obtained on 1.03.24.

# Appropriation History

Fiscal Year	Legislated Appropriation (\$) <i>(Includes supplementals and SRF/ARPA.)</i>
FY 2020	\$2,842,713
FY 2021	\$2,729,004
FY 2022	\$3,204,004
FY 2023	\$2,879,004
FY 2024	\$2,879,004



*Note: The FY 2022 appropriation includes one-time funding for the agency to replace a transmitter.*

# Programs and FY 2024 Budget Summary

Program Name	Brief Description of Program	FY 2024 Budget	# Served by Program
Administration - Operations	Administration is responsible for communications, finance, HR, and other agency administrative functions.	\$994,302	All agency staff.
Programming	Produce and acquire television programming for OETA's broadcast schedules on its four broadcast channels.	\$2,180,122	Approximately 2 million weekly viewers.
Technical Services	Ensure that OETA's statewide broadcast system is available 24 hours each day of the year.	\$2,371,467	Approximately 2 million weekly viewers.
Information Technology	Provide support for the information technology needs of all agency programs.	\$139,200	All agency staff.



*Note: Budget amounts include revisions as of 12.01.23.*

# Program Details

---

## Oklahoma Educational Television Authority | FY 2024 Budget | \$5,685,091

### Programming | \$2,180,122

Produces and acquires television programming for OETA's broadcast schedules on its four broadcast channels. The production and selection of the programming is determined by community needs, viewer feedback, viewer surveys, focus groups, other research data, and ultimately, by the Executive Director. Four fundamental principles guide this program: educational content, educational integrity, quality, and local focus. OETA produces local programming, including news and current affairs programs, for statewide distribution.

OETA engages communities through statewide partnerships, free public events, and educational resources to address issues such as at-home learning for all students, the high school dropout crisis, literacy, STEM education, parental engagement in education, teacher development, civic education, and community issues.



# Program Details

---

## Technical Services | \$2,371,467

OETA is the only statewide broadcast system available, which makes the continued operation of the system essential to the safety of Oklahoma citizens. The system supplies more than 35,000 hours of programming annually, 24 hours per day, 365 days per year with two separate broadcast streams and two cable-only streams.

The OETA network is a complex technical installation operating in all 77 counties in Oklahoma, including 14 low power translator stations and four full-power digital transmitters, with locations served from the network operations center in Oklahoma City. The staff is responsible for operating within FCC policies, maintaining all equipment, designing bid specifications, and installing and servicing all equipment located around the state.

All network origination comes from the network technical center in Oklahoma City with programming from local production in Oklahoma City and Tulsa, the Public Broadcasting Service, other networks such as the National Educational Telecommunications Association, American Public Television, syndicated program services, and local producers.



## AGENCY ACCOMPLISHMENTS

- Won two regional Emmy Awards for Back in Time: Carl Albert, Little Giant; and Gallery America: Oklahoma Outback.
- Won an Oklahoma Association of Broadcasting Award for Back in Time: Big Top Town.
- Provided over 400 hours of original Oklahoma content covering state government, Oklahoma arts and culture, Oklahoma history, business, economic development, and agriculture. These services are provided to approximately 2 million weekly viewers across Oklahoma.
- Provided free classroom tools to more than 33,000 Oklahoma educators, parents, and students through the OETA's Learning Media digital curriculum service. The service provides over 100,000 educational digital assets, including lesson plans, videos, worksheets and more.
- Replaced two transmitters, in Durant and Idabel.

## AGENCY GOALS

- Support Oklahoma content producers by airing content created by Oklahomans.
- Increase the number of hours of local content produced by OETA by including special documentaries each year.
- Enhance local programming by increasing news coverage and programs to explore issues in the Oklahoma education system.
- Maintain quality and standard of content before it airs on OETA's four broadcast channels.
- Organize local screenings to promote OETA produced documentaries.
- Replace aging transmitter infrastructure.





**OKLAHOMA**  
Oklahoma School of  
Science and Mathematics

## Tony Cornforth President



The **Oklahoma School of Science and Mathematics (OSSM)** leads the efforts to advance science, technology, engineering, and mathematics (STEM) education in the State of Oklahoma. Its academic program provides students with a college-level education, and it employs leading experts in the fields of science and math.

Founded in **1983**, OSSM provides an advanced STEM education through the following:

- A residential program located in Oklahoma City's Innovation District that provides education to gifted 11th and 12th graders from the entire state.
- Five regional centers located throughout Oklahoma.
- A Virtual Program, which provides rigorous academic instruction in math and science to areas of the state that lack the resources to provide the advance courses to their students.
- Enrichment programs for Oklahoma's math and science teachers.
- Enrichment opportunities to middle school and high school students through workshops and summer academies.

# Agency Vision, Mission and Core Values

## **Vision:**

To be Oklahoma's premier residential STEM school creating a world of possibilities and life-changing opportunities.

## **Mission:**

- Educate students who show promise of exceptional academic development through a program of instruction and discovery that challenges them far beyond the traditional high school model, imparting a superior foundation for careers in science, technology, engineering, and mathematics fields.
- Serve as a catalyst for advancing public school STEM education in Oklahoma by providing residential, regional, summer, and virtual learning programs that extend advanced science and mathematics education to a diverse student demographic.
- Inspire our students to make a difference in the State of Oklahoma and the world by leveraging their knowledge and curiosity for the betterment of mankind.

## **Core Values:**

Challenge, Educate, Inspire, Serve, Lead, Succeed.

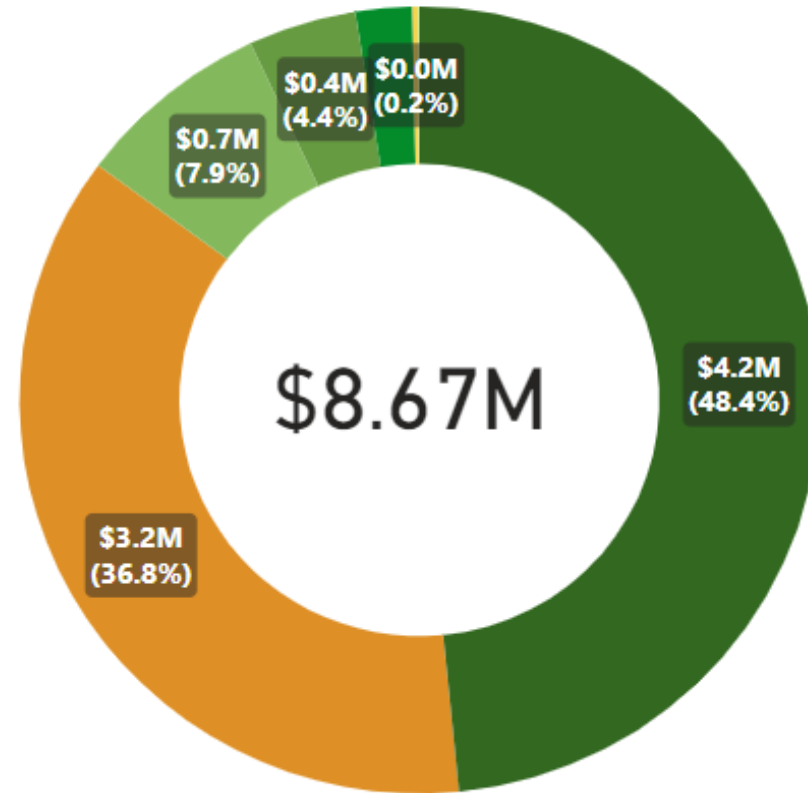




# Oklahoma School of Science and Math

## FY 2023 Expenditures

Expense Group	Sum of Amount
Personnel	\$4,199,534
Buildings & Facilities	\$3,189,025
General Administration	\$684,253
Professional Services	\$378,798
IT	\$198,431
Fleet	\$18,839
Travel	\$5,327
<b>Total</b>	<b>\$8,674,207</b>

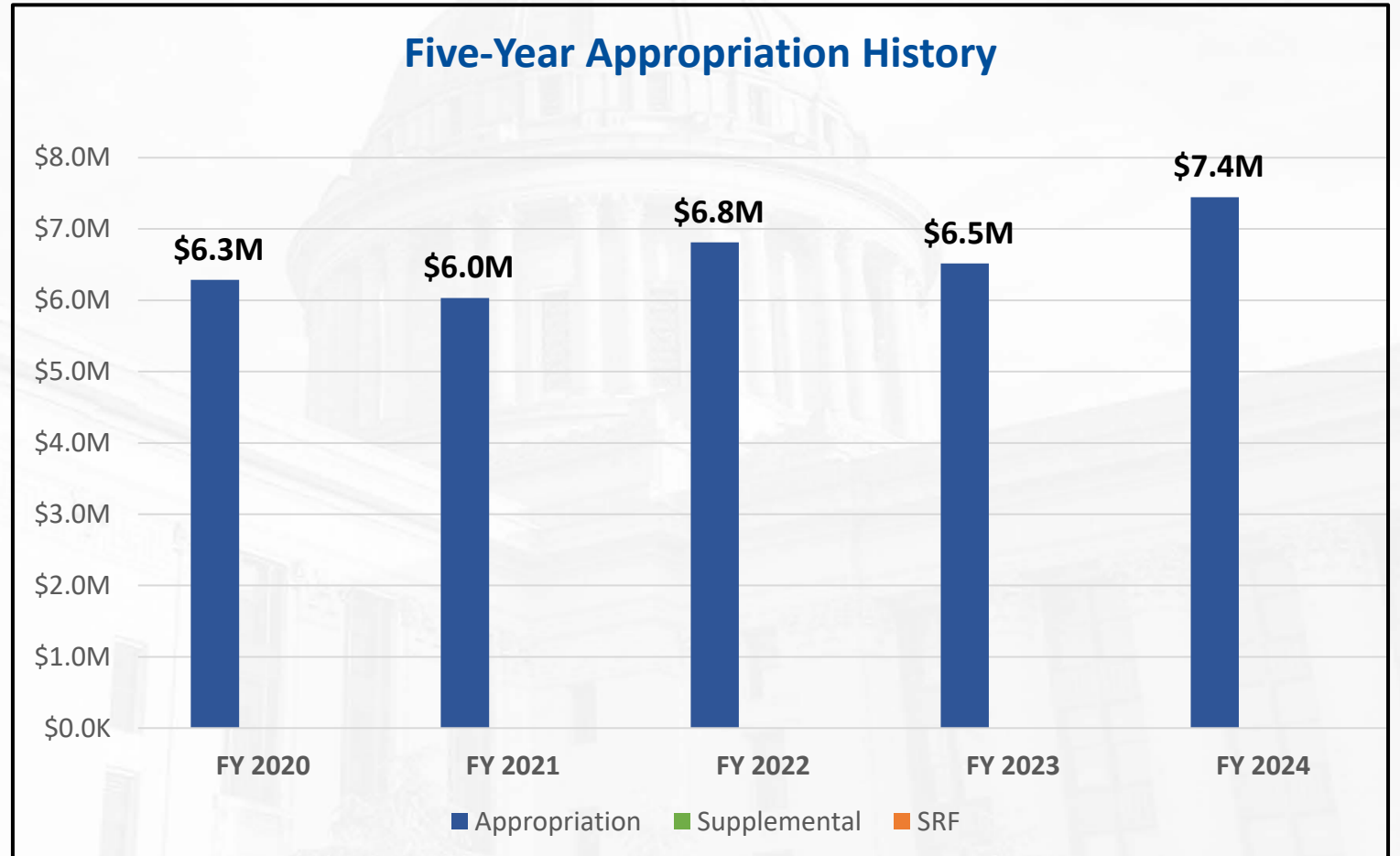


Operating	Grants & Pass-Throughs
Personnel	Medicaid
Professional Services	Assistance Payments
General Administration	Pass-throughs
IT	Program Reimbursements
Travel	
Capital	Other
Buildings & Facilities	Other
Highways & Bridges	Statewide Medical Claims
Debt Service	
Fleet	

Note: Data obtained on 1.03.24.

# Appropriation History

Fiscal Year	Legislated Appropriation (\$) <i>(Includes supplementals and SRF/ARPA.)</i>
FY 2020	\$6,284,764
FY 2021	\$6,033,373
FY 2022	\$6,811,373
FY 2023	\$6,516,373
FY 2024	\$7,446,373



# Programs and FY 2024 Budget Summary

Program Name	Brief Description of Program	FY 2024 Budget	# Served by Program
Statewide Enhancement in the Fields of Math and Science	Residential campus academics, instruction, residence hall, and facilities management.	\$7,026,293	A total of 860 students and teachers, from 47 counties, have been served by various OSSM programs during the past year: 97 students at the residential campus; 66 teachers attended summer workshops; 81 students attended weeklong summer academies; 575 students attended various day-long workshops offered throughout the summer, and 41 students attended middle school math workshops offered at locations throughout the state.
Regional Centers	Regional Centers and Virtual program academics and instruction.	\$659,650	78 students.
Information Technology	Agencywide technology equipment, software and IT support.	\$208,150	Agency staff.



*Note: Budget amounts include revisions as of 12.01.23.*

# Program Details

---

## Oklahoma School of Science and Mathematics | FY 2024 Budget | \$7,894,093

### Statewide Enhancement in the Fields of Mathematics and Science | \$7,026,293

OSSM operates a residential high school for Oklahoma high school juniors and seniors to pursue an advanced and challenging education in science and mathematics. OSSM promotes the advancement and improvement of science and mathematics throughout the state by providing workshops, summer programs, and student competitions for nonresidential students and in-service programs for Oklahoma teachers. Additionally, OSSM offers both educational ideas and physical resources to local schools.

Currently, 97 Oklahoma high school juniors and seniors who are academically talented in science and mathematics are enrolled at OSSM's residential campus. In addition, hundreds of teachers from throughout the state participate in OSSM's in-service or outreach programs each summer where they receive training and exposure to teaching science and mathematics in an informative and challenging manner. Various competitions and camps administered by OSSM throughout the year provide opportunities to middle school and high school students from around the state.



# Program Details

---

## Regional Centers | \$659,650

OSSM operates five Regional Centers throughout the state, which provide qualified high school students with opportunities to take advanced science and mathematics courses. Regional Centers offer teacher, counselor, and outreach programs to surrounding schools. In addition, OSSM initiated a Virtual Regional Center where advanced math and science instruction is delivered directly to schools via interactive video conference. Virtual instruction is combined with personal visits from an OSSM instructor.

Currently, 78 high school juniors and seniors are enrolled in the five Regional Centers and the Virtual Regional Center. OSSM anticipates utilizing additional resources in the upcoming year to expand the outreach and number of students served via the Virtual Regional Center. It is the goal of OSSM to provide the opportunity to obtain an advanced and challenging educational opportunity in science and mathematics to every high school junior and senior in the state.



## AGENCY ACCOMPLISHMENTS

- Ranked 5th out of 20,446 public high schools nationally, up from 18th in 2023.
- \$2.7 million in total scholarships earned by the graduating class of 2023.
- 3,226 students from throughout the State have benefitted to date from the academic opportunities afforded by the Regional Centers and Virtual Program.
- Students achieved an average ACT score of 31.4 for the class of 2023, with fourteen National Merit Semi-Finalists.
- Achieved team wins:
  - Three students advanced at the National Chemistry Olympiad to score a spot in the top 20.
  - Won first place in the National Science Bowl regional division.
  - Two teams competed in the TEAM+S (Test of Engineering Aptitude in Math and Science) competition, placing 3rd in the divisional competition.

## AGENCY GOALS

- Increase number of students and teachers enrolled in OSSM programs from 938 in 2023 to over 1,200 in FY 2029.
- Expand Regional Centers to include more locations in the state where students are currently not afforded the opportunity to attend, due to lack of proximity.
- Expand the virtual program by increasing course offerings.





**OKLAHOMA**  
OSU Medical  
Authority & Trust



## **Eric Polak** Chief Executive Officer

The **OSU Medical Authority (OSUMA)** serves as the owner of the OSU Medical Center (OSUMC) in order to meet the statutory requirement of providing a site of practice to the faculty physicians and trainees of the OSU Center for Health Sciences.

The agency serves primarily as a pass-through entity to provide state-appropriated resources and access to state-owned facilities that serve the educational and health care needs of Oklahomans.

OSUMA has no employees, as staff of the OSU Center for Health Sciences administer the agency with fiscal support provided by the Office of Management and Enterprise Services (OMES).

# Agency Vision, Mission and Core Values

## **Vision:**

To provide for a healthier Oklahoma through supporting healthcare training programs, patient care services and research sponsored by the Oklahoma State University Center for Health Sciences.

## **Mission:**

Serve as teaching and training facilities for students enrolled at the Oklahoma State University Center for Health Sciences, acquire and provide a site for conducting medical and biomedical research by faculty members of the Oklahoma State University Center for Health Sciences, and provide care for the patients of Oklahoma State University Center for Health Sciences physician trainers.

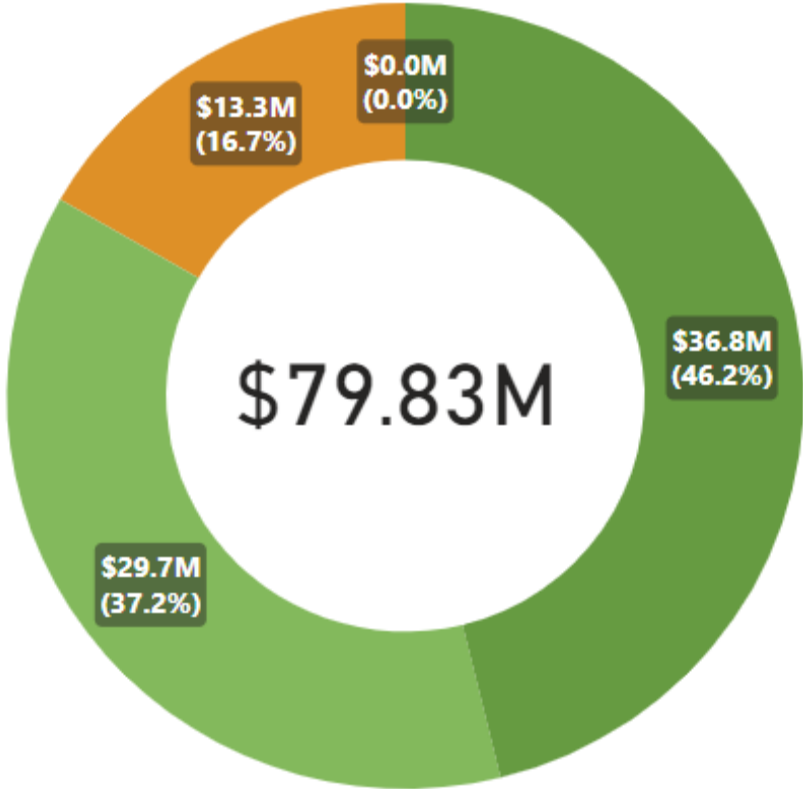




# OSU Medical Authority

## FY 2023 Expenditures

Expense Group	Sum of Amount
Professional Services	\$36,842,977
General Administration	\$29,680,176
Buildings & Facilities	\$13,300,000
IT	\$6,592
<b>Total</b>	<b>\$79,829,745</b>



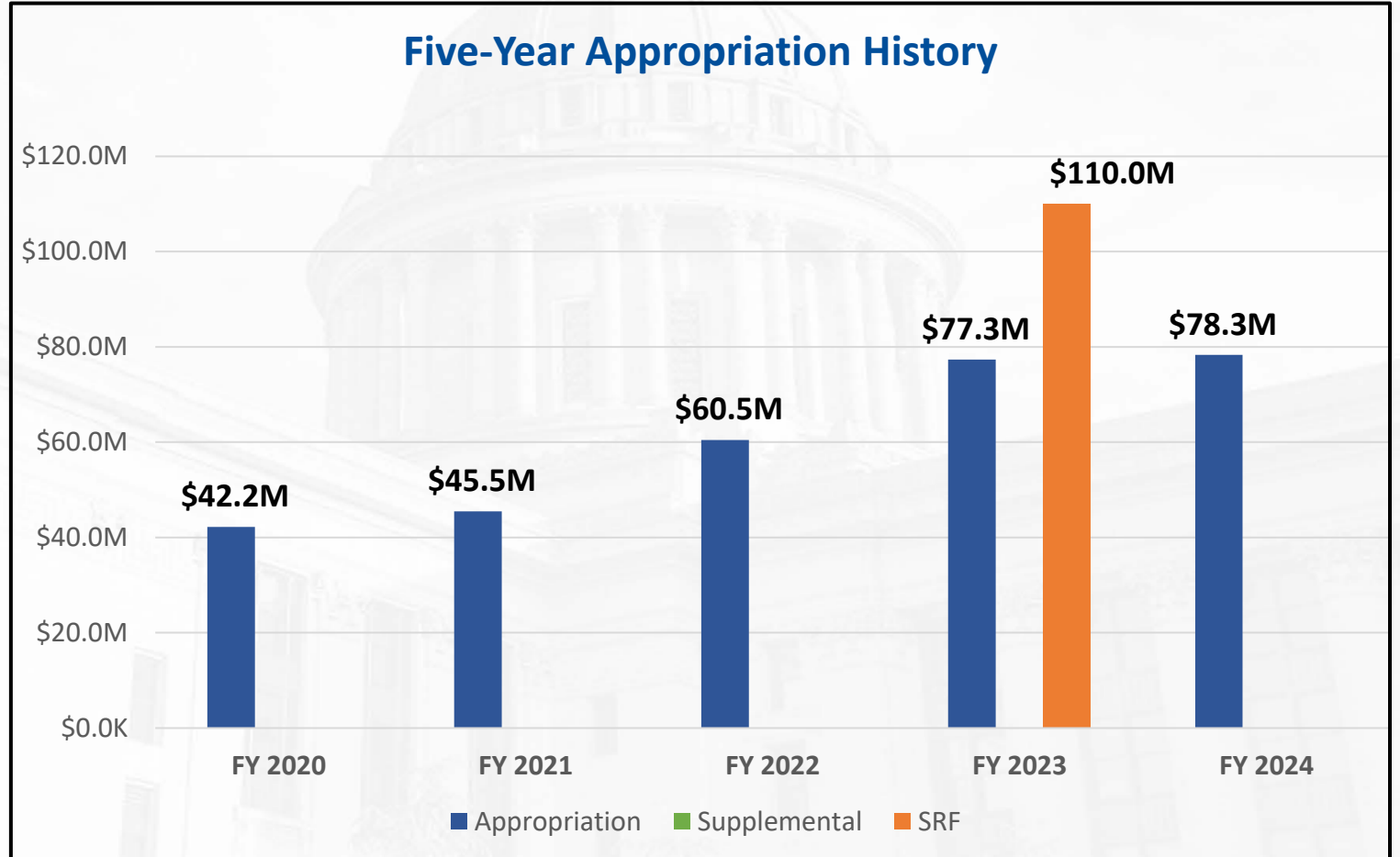
- Expense Group**
- Professional Services
  - General Administration
  - Buildings & Facilities
  - IT

<b>Operating</b>	<b>Grants &amp; Pass-Throughs</b>
<ul style="list-style-type: none"> <li>■ Personnel</li> <li>■ Professional Services</li> <li>■ General Administration</li> <li>■ IT</li> <li>■ Travel</li> </ul>	<ul style="list-style-type: none"> <li>■ Medicaid</li> <li>■ Assistance Payments</li> <li>■ Pass-throughs</li> <li>■ Program Reimbursements</li> </ul>
<b>Capital</b>	<b>Other</b>
<ul style="list-style-type: none"> <li>■ Buildings &amp; Facilities</li> <li>■ Highways &amp; Bridges</li> <li>■ Debt Service</li> <li>■ Fleet</li> </ul>	<ul style="list-style-type: none"> <li>■ Other</li> <li>■ Statewide Medical Claims</li> </ul>

Note: Data obtained on 1.03.24.

# Appropriation History

Fiscal Year	Legislated Appropriation (\$) <i>(Includes supplementals and SRF/ARPA.)</i>
FY 2020	\$42,203,628
FY 2021	\$45,488,996
FY 2022	\$60,477,141
FY 2023	\$187,348,189
FY 2024	\$78,348,189



Note: Includes Supplemental and Statewide Recovery Fund (ARPA) appropriations.

# Programs and FY 2024 Budget Summary

Program Name	Brief Description of Program	FY 2024 Budget	# Served by Program
Dean's Graduate Medical Education pass-through	Provide Dean's Graduate Medical Education (GME) replacement fund to the OSU Center for Health Sciences.	\$29,227,141	1,800 students, 150,000 patients, 435 medical residents.
Strategic Plan Initiatives	Fund initiatives in the OSU Medical Center strategic plan.	\$15,171,048	VA Hospital patients and medical students & residents.
Residency Program Support	Provide financial support to the teaching hospital to advance medical training.	\$11,598,771	100,000+ patients, 200 medical residents.
Provision of State Match	Provide matching funds for the Medicaid Indirect Medical Education (IME) program.	\$6,061,229	100,000+ patients, 200 medical residents.
Mental Health Workforce Pilot Program	Create a grant program to help expand the mental health workforce in Oklahoma.	\$1,000,000	TBD
Passthrough Funding	Legislative funding directed to Oklahoma State University for various initiatives.	\$15,000,000	N/A



# Programs and FY 2024 Budget Summary

Program Name	Brief Description of Program	FY 2024 Budget	# Served by Program
Human Performance Institute (ARPA)	Funding to support the construction of the \$100 million Human Performance Institute at OSU.	\$50,000,000	Statewide impact on all citizens of Oklahoma.
Pharmaceutical Research Lab (ARPA)	Supporting construction of pharmaceutical research labs and clinical trials units as part of the \$170 million expansion of OSU Medical Center.	\$50,000,000	Statewide impact on the research towards new therapies for treating pain and addiction.
Telehealth Expansion Pilot (ARPA)	Bringing enhanced virtual hospital and remote patient monitoring services to rural Oklahoma.	\$10,000,000	TBD as rural counties and partner hospitals are selected.
Capital Improvements	Construction funding for the Oklahoma Psychiatric Care Center.	\$78,165,435	All citizens of Eastern Oklahoma.
Administrative Expenses	General legal and board operations expenses.	\$290,000	N/A



*Note: Budget amounts include revisions as of 12.01.23.*

# Program Details

---

## OSU Medical Authority | FY 2024 Budget | \$266,513,624

### Residency Program Support | \$11,598,771

The OSU Medical Center (OSUMC) serves as the core teaching hospital for students at the OSU College of Osteopathic Medicine and residents under the institutional sponsorship of the OSU Center for Health Sciences. In addition to its teaching commitment, OSUMC is a major provider of indigent care, serving a disproportionate share of uninsured and Medicaid patients compared to citywide and statewide averages. Approximately 37% of patients accessing services in the medical center's emergency room have no insurance and no ability to pay for the services provided. Overall, only 15% of the patients utilizing the OSUMC carry commercial insurance coverage.

OSUMC is the training ground for tomorrow's osteopathic physicians. Medical students complete clinical rotations at the hospital, including the third-year core rotations and specialty elective rotations in the third and fourth years. Over 200 medical residents utilize the patient care activities at OSUMC to complete their required training in 20 different residency and fellowship programs.

The federal government caps the number of resident employees reimbursable from the Center for Medicare and Medicaid Services. To meet Oklahoma's physician workforce needs and to comply with the accreditation requirements set forth by the Accrediting Council on Graduate Medical Education, OSUMC trains significantly more residents than are reimbursed federally. Currently, OSUMC employs 190 residents while the federally reimbursable maximum is 104, a difference of 86 residency slots. Consequently, revenues generated from clinical activities must be diverted to fund the 86 residency slots that exceed the federal maximum.

The dual obligations of medical education training and indigent care places a substantial financial strain on OSUMC. As a result, subsidies from OSUMA are required to enable OSUMC to fulfill its educational mission and meet its duty to care for Oklahoma's most vulnerable populations. Additionally, OSUMA provides state matching funds to draw federal dollars through the Medicaid Indirect Medical Education funding program.



# Program Details

---

## **Dean's Graduate Medical Education Pass-through Funds | \$29,227,141**

OSUMA provides these pass-through funds to the OSU Center for Health Sciences monthly to support the operations of the physician training programs.

## **Strategic Plan Initiatives | \$15,171,048**

Strategic Plan initiatives focus on preparing OSUMC to partner with the Veterans Administration to provide care to our nation's heroes in coordination with the construction of a new VA hospital in downtown Tulsa. Initiatives include joint faculty hires with the VA, renovations to OSUMC, and development of key strategic service lines.

## **Provision of State Match | \$6,061,229**

OSUMA delivers these funds to the Oklahoma Health Care Authority to generate approximately \$19 million in combined state and federal funds for the OSU Medical Center.



## AGENCY ACCOMPLISHMENTS

- Commenced construction of new VA hospital and funded several joint physician hires to support veteran healthcare, in coordination with Veterans Hospital in Tulsa (VHiT) LLC.
- Began the programming and design process for ARPA-funded facilities in partnership with OSU.
- Scheduled to complete construction documents for the Oklahoma Psychiatric Care Center near year-end.

## AGENCY GOALS

- Advance the construction of the Oklahoma Psychiatric Care Center.
- Complete the design of the partially ARPA-funded expansion of the OSU Medical Center, including the pharmaceutical development lab and new operating suites.
- Complete the design of the Human Performance Complex to house the Human Performance and Nutrition Research Center.





**OKLAHOMA**  
Higher Education

## Allison D. Garrett Chancellor



The **Oklahoma State Regents for Higher Education (OSRHE)** is the coordinating board for the Oklahoma State System of Higher Education, which is comprised of:

- 25 colleges and universities.
- 11 constituent agencies.
- 1 university center (University Center at Ponca City).

Founded in **1941** by a vote of the people, the primary functions and responsibilities of the OSRHE are to:

- Prescribe academic standards for higher education in Oklahoma.
- Determine functions and courses of study at state colleges and universities.
- Grant degrees and other forms of academic recognition.
- Develop an annual systemwide budget request to the Governor and Legislature.
- Allocate funds to state system institutions and programs appropriated by the state Legislature.
- Set tuition and fees within limits prescribed by the Legislature.
- Administer special programs (e.g., Oklahoma's Promise, scholarships, OneNet, Oklahoma College Assistance Program, Oklahoma Teacher Connection, Concurrent Enrollment, Reach Higher, GEAR UP).



# Agency Vision, Mission and Core Values

## **Vision:**

Coordinate Oklahoma's public colleges and universities in promoting and developing innovative, effective, and efficient strategies that produce college graduates with the skills needed to compete in a global, knowledge-based economy.

## **Mission:**

Build a nationally competitive system of higher education that provides educational programs and services universally recognized for excellence, expand frontiers of knowledge, and enhance the quality of life for Oklahoma citizens.

## **Core Values:**

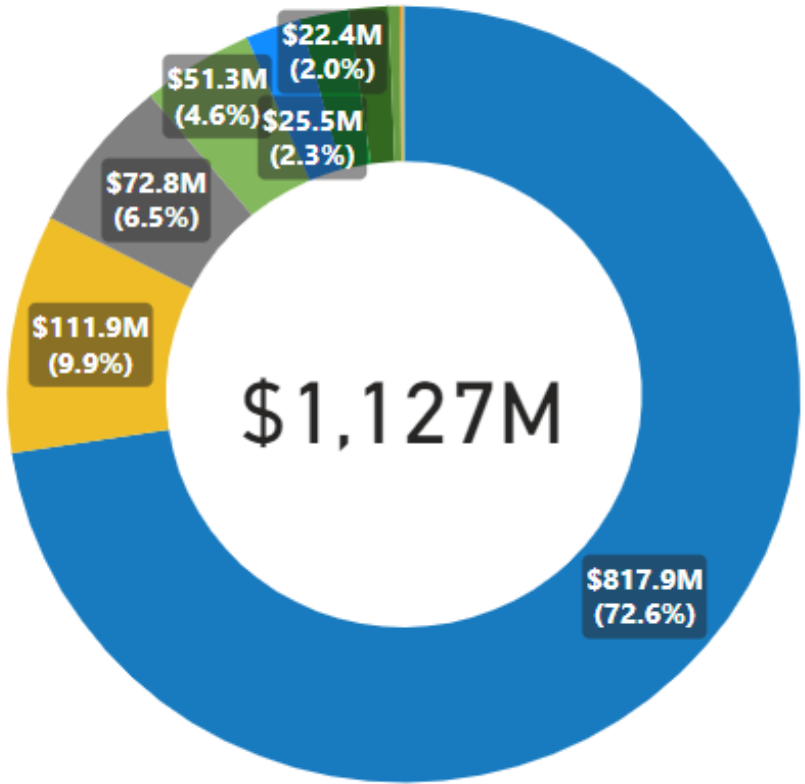
Promote excellence in instruction, public service, and research, as well as maximize the use of available resources in the efficient and effective delivery of higher education programs and services.



# Regents for Higher Education

## FY 2023 Expenditures

Expense Group	Sum of Amount
Pass-throughs	\$817,924,878
Debt Service	\$111,893,945
Other	\$72,754,883
General Administration	\$51,302,573
Assistance Payments	\$25,521,097
IT	\$22,378,907
Personnel	\$18,255,231
Professional Services	\$4,831,362
Buildings & Facilities	\$1,462,144
Travel	\$435,906
Fleet	\$93,163
<b>Total</b>	<b>\$1,126,854,087</b>



- Expense Group**
- Pass-throughs
  - Debt Service
  - Other
  - General Administration
  - Assistance Payments
  - IT
  - Personnel
  - Professional Services
  - Buildings & Facilities
  - Travel
  - Fleet

Operating	Grants & Pass-Throughs
● Personnel	● Medicaid
● Professional Services	● Assistance Payments
● General Administration	● Pass-throughs
● IT	● Program Reimbursements
● Travel	

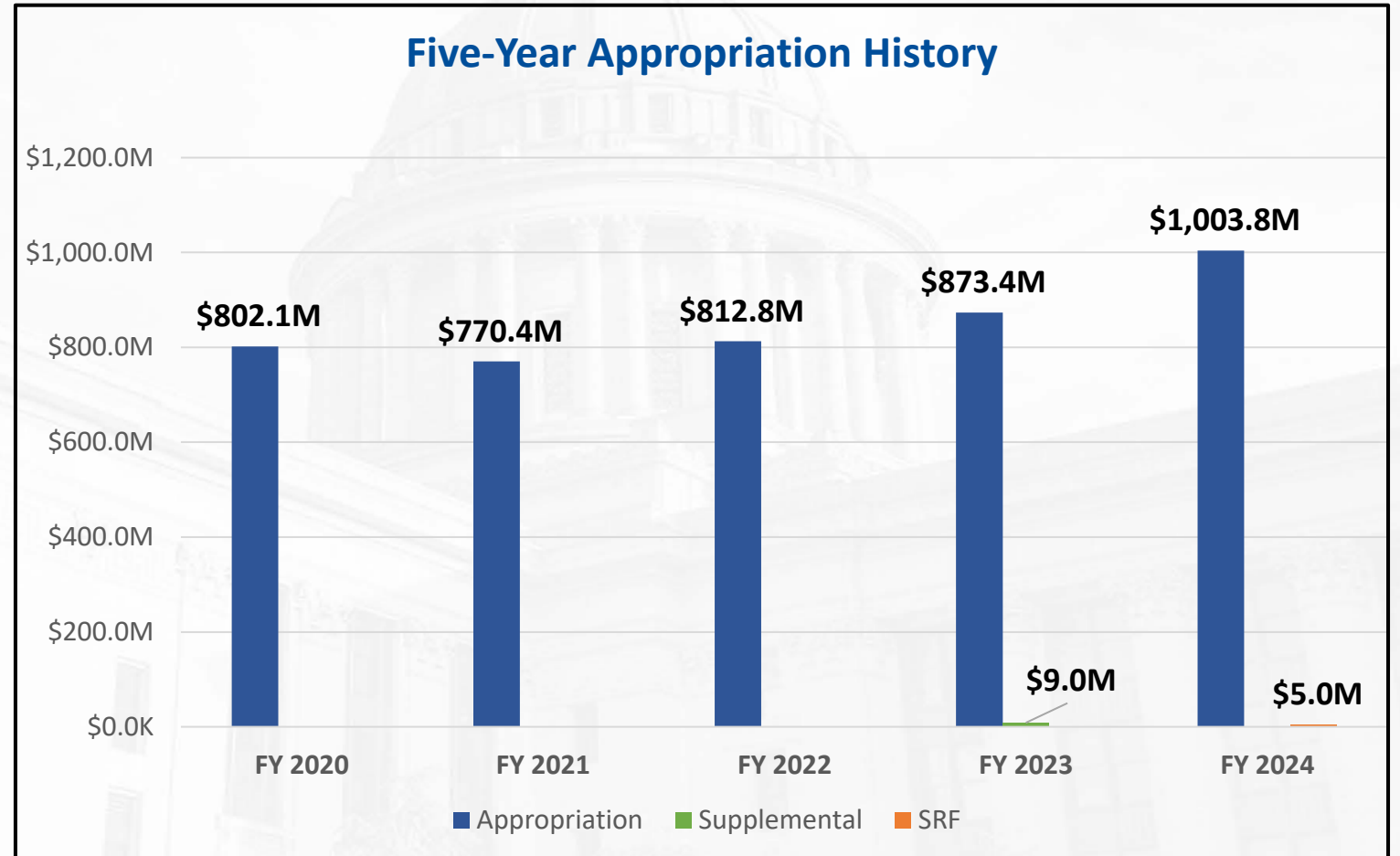
  

Capital	Other
● Buildings & Facilities	● Other
● Highways & Bridges	● Statewide Medical Claims
● Debt Service	
● Fleet	

*Note: The Oklahoma State Regents for Higher Education facilitates state support for public institutions of higher education, which are separate entities in the state's accounting system. As such, appropriated pass-throughs to higher education institutions are included in the expenditures above, but other institutional expenditures are not included. The amount of this pass-through funding is provided by OSRHE and cannot be independently verified by OMES. Non-institutional expenditures obtained on 1.03.24.*

# Appropriation History

Fiscal Year	Legislated Appropriation (\$) <i>(includes supplementals and SRF/ARPA)</i>
FY 2020	\$802,070,058
FY 2021	\$770,414,742
FY 2022	\$812,816,581
FY 2023	\$882,405,812
FY 2024	\$1,008,794,375



Note: Includes Supplemental and Statewide Recovery Fund (ARPA) appropriations.

# Programs and FY 2024 Budget Summary

Program Name	Brief Description of Program	FY 2024 Budget	# Served by Program
Institutions of the State System of Higher Education	Education and general budgets of the 25 institutions and 11 constituent agencies within the State System of Higher Education.	\$2,926,394,219	200,000 students; 28,000 faculty and staff; all citizens of the state.
Student Assistance Programs	Represents 13 scholarship programs administered through OSRHE and OCAP.	\$136,389,254	Over 32,000 students are participants in these programs.
Systemwide Debt Service	Annual allotment for annual debt service requirements for systemwide OCIA bond issuances.	\$51,614,482	200,000 students; 28,000 faculty/staff.
OneNet/OCAN	Oklahoma's advanced technology network and infrastructure for high-speed broadband services.	\$29,079,163	1,340 client connections (e.g., colleges/ universities, hospitals, K-12 school districts, CareerTech centers, state agencies, libraries, etc.).
Special Programs	Represents the consolidated budgets of special programs administered through OSRHE.	\$39,397,796	25 colleges/universities; 200,000 students; 28,000 faculty/staff; all citizens of the state.
State Regents Operations	Represents the administrative functions, IT and specific program administration of the State Regents for Higher Education.	\$17,668,395	25 colleges/universities; 200,000 students; 28,000 faculty/staff; all citizens of the state.
Higher Education Centers	Represents the allotment for two university centers in the state system.	\$596,335	University Center at Ponca City – 162,688 (population served).

*Note: The FY 2024 budget reflects the educational and general budget for all universities, constituent agencies, special programs, OneNet, capital and one-time allocations, and student assistance programs. This data was provided by the administrative office of the OSRHE on 1.08.2024 and cannot be independently verified by OMES.*



# Program Details

---

## State Regents for Higher Education | FY 2024 Budget | \$ 3,201,139,644

### Institutions of Higher Education | \$2,926,394,219

The state system is comprised of 25 colleges and universities (including two research universities, 10 regional universities, one public liberal arts university and 12 community colleges), 11 constituent agencies and one university center. The state system is coordinated by the Oklahoma State Regents for Higher Education, and each institution is governed by a board of regents.

### Student Assistance Programs | \$136,389,254

Represents the annual allotment for 13 scholarship programs administered through OSRHE, including Oklahoma's Promise and the Oklahoma College Assistance Program.

### Systemwide Debt Service | \$51,614,482

Represents the annual allotment for annual debt service requirements for bond issuances funded through OCIA, on behalf of the Oklahoma State System of Higher Education, for the 2005 Capital Bond Program and the Endowed Chairs Program.

### OneNet and OCAN | \$29,079,163

Comprises the annual allotment for OneNet, which operates Oklahoma's most advanced technology network providing infrastructure to support high-speed broadband services. OneNet provides the technology and connectivity necessary to meet the mission-critical needs of Oklahoma's colleges and universities; K-12 and career technology schools; public libraries; local, tribal, state and federal governments; health care providers; nonprofit organizations; and programs engaged in research. OneNet also operates the Oklahoma Community Anchor Network, which provides vital connectivity to rural communities in 35 Oklahoma counties. Through this high-speed network, OneNet provides the capacity needed to support research, online course delivery, distance learning and telemedicine.



# Program Details

---

## **Special Programs | \$39,397,796**

Comprises the annual budget allotments for programs administered through the administrative offices of the Oklahoma state regents and includes such programs as:

### **Oklahoma Gaining Early Awareness and Readiness for Undergraduate Programs**

Oklahoma GEAR UP is a federally funded program administered by the state regents. It provides college preparation services and information to seventh- through 12th-grade students, including campus tours, ACT preparation and testing, college exploration and preparation courses, leadership/science, technology, engineering and math (STEM) summer academies, and one-on-one guidance from education specialists, as well as college access and financial aid information and assistance. Phase three of the GEAR UP grant is in the seventh year of the seven-year grant cycle and partners with 24 school districts and six community colleges. OSRHE was recently awarded its fourth consecutive GEAR UP grant and will work with 10 school districts and five regional universities for the next seven years. GEAR UP three and four combined serve approximately 30,000 middle and high school students and first-year college freshmen across the state.

### **Section 13 Offset Program**

Capital funding program developed by OSRHE primarily to provide funding to those institutions who do not receive Section 13 funds.

### **Summer Academies Program**

Each summer, the STEM Summer Academies Program explores the latest trends in math, science and technology by using fun, hands-on activities and innovative software as students experiment both in the classroom and outdoors. These academies are held on college campuses throughout the state and are offered to students eighth through 12th grade.

### **Student Preparation Program**

Coordination of statewide pre-ACT for K-12 schools in an effort to increase student readiness for college.



# Program Details

---

## Special Programs | \$39,397,796 (continued)

### Grant Administration and Economic Development

Economic and workforce initiatives are designed to bridge the skills gap between Oklahoma's current workforce and projected workforce needs. According to the Georgetown Center on Education and the Workforce, by 2020, 67% of jobs in Oklahoma will require a college degree or some additional postsecondary education and training; and 37% will require an associate degree, bachelor's degree or higher. Oklahoma higher education links our academic programs directly to employment needs in the state's wealth-generating ecosystems. Degree and certificate production in critical STEM disciplines has increased 54% over the last nine years.

### Experimental Program to Stimulate Competitive Research

EPSCoR, originally developed by the National Science Foundation, is designed to expand research opportunities in states that have traditionally received less funding from federal support for university research. Oklahoma EPSCoR is a partnership among colleges and universities, industry and research institutions.

### Oklahoma Teacher Connection

The Oklahoma Teacher Connection's mission is to recruit, retain and place teachers throughout Oklahoma's K-12 schools.

### Microcredentials – Workforce Development

Initiative to develop microcredentials and badging opportunities for highly specific, industry-recognized competencies to enhance students' educational opportunities and meet workforce demands. This initiative is a comprehensive collaboration of business and industry with our colleges and universities to align microcredentials and badges with pathways to certificates and degrees under a uniform platform.



# Program Details

---

## **Special Programs | \$39,397,796 (continued)**

### **Adult Degree Completion Program**

#### Reach Higher – FlexFinish

Seven of Oklahoma’s public regional universities and 14 public community colleges and technical branches offer flexible class options and enrollment periods through Reach Higher, the state system adult degree completion program, to meet the needs of working adults. With a Reach Higher associate or bachelor’s degree, students receive the leadership training, communications skills and business knowledge they need to get ahead.

#### Reach Higher – Direct

This program, implemented with funds from a grant from the Lumina Foundation, offers comprehensive services and support to adult students returning to pursue degree programs at 14 participating institutions. Through this program, comprehensive services and support are offered to adult students returning to pursue degree programs that lead to employment in Oklahoma’s critical occupations, as determined by Oklahoma Works, Oklahoma’s workforce development agency.

## **State Regents Operations | \$17,668,395**

Represents the annual budget allotment for administrative functions, scholarship program administration and IT operations.

## **Higher Education Centers | \$596,335**

Represents the annual budget allotment for the university center in the state system. The center provides localized, educational opportunities in Ponca City.





## AGENCY ACCOMPLISHMENTS

- Completed Blueprint 2030 strategic planning to guide the state higher education system over the next several years and emphasize the State Regents' commitment to leading a responsive, forward-thinking and data-driven state system.
- Increased degree production in high demand fields: Critical STEM disciplines increased 42% over the last 10 years while production increased 24% at all degree levels. Degree production in health professions increased more than 15% over the last 10 years and nursing degree production increased over 26%.
- Improved state's workforce: 96% of Oklahomans – and almost two-thirds of nonresident students – who graduate from a state system college or university remain and work in Oklahoma; more than 96% of Oklahoma's Promise graduates remain and work in the state one year after graduation, and over 91% are still employed in the state five years later.
- Demonstrated return on investment of nearly \$870,000 per graduate over a career lifetime as shown by Georgetown University Center on Education and the Workforce data.

## AGENCY GOALS

- Align higher education programs with workforce demand with a goal to produce 100,000 degrees and other credentials in STEM/Critical Occupations by 2030.
- Increase the number of middle and high school students receiving STEM exploration opportunities annually.
- Increase the number of concurrent enrollment hours completed by incoming freshmen by 6% from FY 2023 to FY 2026, saving students money and shortening the time to receive a degree.
- Increase in the percentage of Pell-eligible students who receive the Oklahoma Tuition Aid Grant annually and students who enroll in the Oklahoma's Promise scholarship program.
- Address Oklahoma's need for an increase of micro-credentials awarded annually.
- Improve the number of degrees and certificates aligned with STEM and critical occupations by state system institutions from 34,030 in FY 2023 to 35,061 in FY 2026.





- Oklahoma Commission on Children and Youth.
- Office of Disability Concerns.
- Health Care Authority.
- Oklahoma State Department of Health.
- J.D. McCarty Center.
- Office of Juvenile Affairs.
- Department of Labor.
- Oklahoma Department of Mental Health and Substance Abuse Services.
- University Hospitals Authority.
- Department of Veterans Affairs.

**Fostering a Healthy  
Oklahoma**





## Annette Wisk Jacobi Executive Director



The **Oklahoma Commission on Children and Youth** serves as the state's oversight agent for services to children in both private and state-operated services. OCCY is charged with assisting all child-serving agencies with effective planning and coordination of services.

OCCY Commissioners are the heads of the Human Services, Education, Mental Health and Substance Abuse Services, Health Care Authority, Rehabilitation Services, and Juvenile Affairs agencies. The Governor appoints five additional commissioners, and the President Pro Tem and Speaker of the House each appoint one commissioner.

Founded in **1982**, this agency now oversees multiple child-serving committees, boards, and partnerships and encompasses the following programs:

- Office of Juvenile System Oversight.
- Office of Planning and Coordination.
- Child Death Review Boards.
- Post Adjudication Review Boards.
- Freestanding Multidisciplinary Teams.
- Board of Child Abuse Examiners.
- Children's Endowment Fund.
- Juvenile Competency.
- Board of Child Abuse Examiners.

# Agency Vision, Mission and Core Values

## **Vision:**

Children, youth and families are served and supported by caring and competent individuals who allow them to develop their full potential.

## **Mission:**

Improve, protect and collaborate with systems that care for Oklahoma's children, youth and families.

## **Core Values:**

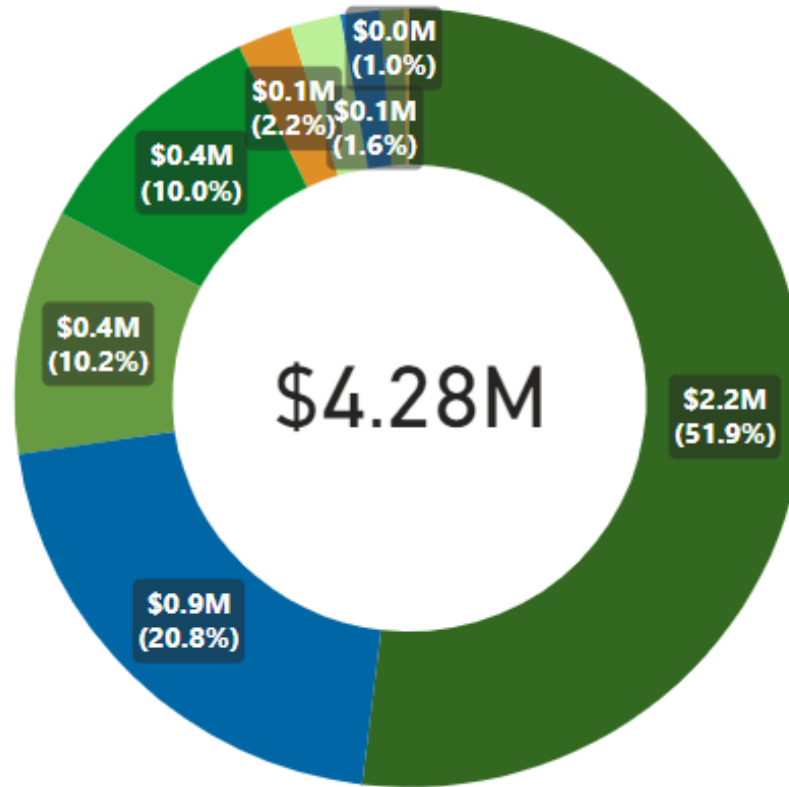
To be objective, focused, thorough, and fair. To be respectful, cooperative, inclusive, responsive and available to advise and assist. To be steadfast and diligent in working to improve the lives of children and youth in Oklahoma. To welcome feedback concerning services provided and continually strive to improve the work done for children.



# Commission on Children and Youth

## FY 2023 Expenditures

Expense Group	Sum of Amount
Personnel	\$2,221,627
Program Reimbursements	\$889,198
Professional Services	\$435,509
IT	\$429,921
Buildings & Facilities	\$95,047
Travel	\$88,559
Pass-throughs	\$68,740
General Administration	\$41,855
Fleet	\$8,854
<b>Total</b>	<b>\$4,279,309</b>



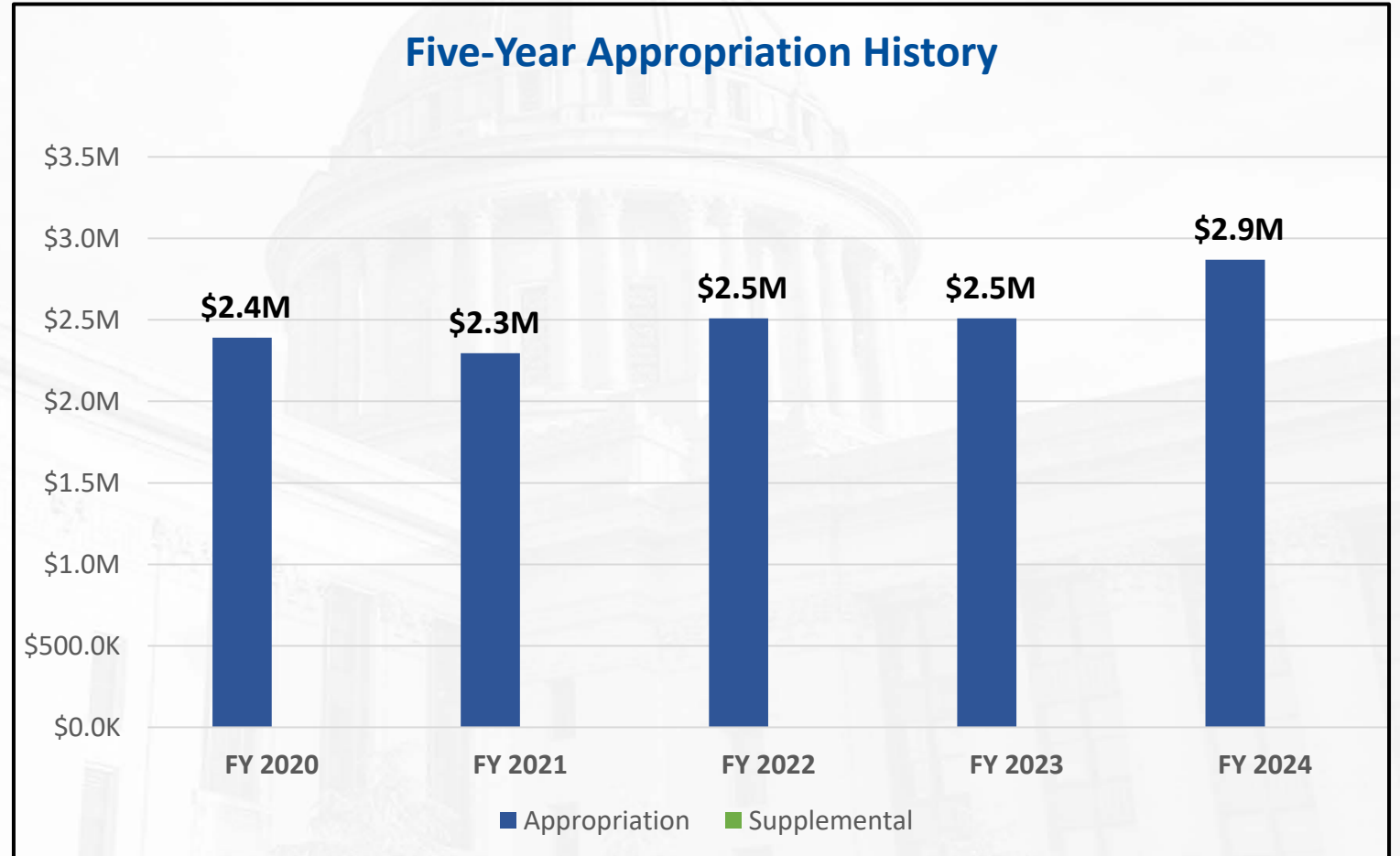
- Expense Group**
- Personnel
  - Program Reimbursements
  - Professional Services
  - IT
  - Buildings & Facilities
  - Travel
  - Pass-throughs
  - General Administration
  - Fleet

Operating	Grants & Pass-Throughs
● Personnel	● Medicaid
● Professional Services	● Assistance Payments
● General Administration	● Pass-throughs
● IT	● Program Reimbursements
● Travel	
Capital	Other
● Buildings & Facilities	● Other
● Highways & Bridges	● Statewide Medical Claims
● Debt Service	
● Fleet	

Note: Data obtained on 1.03.24.

# Appropriation History

Fiscal Year	Legislated Appropriation (\$) <i>(Includes supplementals and SRF/ARPA.)</i>
FY 2020	\$2,391,056
FY 2021	\$2,295,414
FY 2022	\$2,509,414
FY 2023	\$2,509,414
FY 2024	\$2,869,414



# Programs and FY 2024 Budget Summary

Program Name	Brief Description of Program	FY 2024 Budget	# Served by Program
Office of Juvenile System Oversight	Conduct investigations and provide routine oversight to child serving agencies.	\$781,341	756 children in state custody.
Oklahoma Foster Parent Voices	Operate a complaint and grievance system for foster parents.	Included in OJSO	179 foster parents.
Oklahoma Foster Youth Matters	Operate a complaint and grievance system for foster children.	Included in OJSO	437 children in Department of Human Services out-of-home care.
Children's Endowment/Parent Partnership Board	New program to fund children's services and provide a platform for parents to provide input into child serving systems.	\$335,529	Child serving agencies, Commissioners and staff of OCCY.
Child Death Review Boards	Examine deaths and near deaths of children, identifying areas of improvement to prevent future deaths.	\$270,805	394 child deaths and near-deaths cases reviewed and closed.
Post Adjudication Review Boards	Citizen review boards provide advisory recommendations to judges handling deprived and delinquent court cases.	\$224,140	2,069 children, 47 judges.
Children's Justice Act Grant Training	Provide training to attorneys and child welfare professionals involved in juvenile justice system.	Included in Freestanding Multidisciplinary Teams.	100 attorneys and professionals trained.



*Note: Budget amounts include revisions as of 12.01.23.*

# Programs and FY 2024 Budget Summary

Program Name	Brief Description of Program	FY 2024 Budget	# Served by Program
Freestanding Multidisciplinary Teams	Train, provide technical assistance and perform annual reviews of multidisciplinary child abuse investigation teams and investigators. Assist OJSO in identifying systemic issues in systems that serve children.	\$1,759,173	37 teams comprised of at least five professionals each.
Juvenile Competency	Train evaluators and provide compensation for court ordered juvenile competency evaluations.	\$153,750	32 judges.
Board of Child Abuse Examination	Coordinate training of medical providers conducting child abuse examinations across the state.	\$200,000	Five health care professionals trained to work with alleged victims of child abuse.
Children of Incarcerated Parents	Mentoring contract for children of incarcerated parents or children at risk of juvenile justice involvement and advisory workgroup addressing issues of this population.	\$114,000	53 children of incarcerated parents.
Office of Planning and Coordination	Facilitate joint planning and services among public and private agencies to improve services to children.	\$380,088	Boards, committees, task forces, and partnerships.
Administration	Administrative support for the agency.	\$1,061,317	All programs of the agency.
Information Systems	Provide information technology support for the agency.	\$196,050	All programs of the agency.



*Note: Budget amounts include revisions as of 12.01.23.*



# Program Details

---

## Oklahoma Commission on Children and Youth | FY 2024 Budget | \$5,476,194

### Office of Juvenile System Oversight | \$781,341

The Office of Juvenile System Oversight investigates and reports misfeasance and malfeasance within the children and youth service system, inquiring into areas of concern, investigating complaints, and performing issue-specific system monitoring to ascertain compliance with responsibilities. The OJSO conducts regular, periodic unannounced inspections of state-operated children's institutions and facilities.

Oklahoma Foster Parent Voices offers a neutral venue for foster parents and kinship foster parents to submit complaints or grievances concerning their rights as foster parents, as well as complaints alleging retaliation by the Oklahoma Department of Human Services or a child-placing agency employee. Complaints may be submitted by a foster child or by an adult on behalf of the foster child to the Oklahoma Foster Youth Matters. These programs work with the Oklahoma Department of Human Services Office of Client Advocacy to ensure the resolution of each complaint submitted through grievance procedures.

### Children's Endowment Fund | \$335,529

Oklahoma Commission on Children and Youth administers the Children's Endowment Fund for the purpose of awarding grants to stimulate a broad range of innovative programs, activities, and research designed to improve children's well-being and reduce childhood adverse experiences. OCCY established a partnership with the Department of Health Family Support and Prevention Services and the Oklahoma Partnership for School Readiness Clearinghouse for Early Childhood Education to support parent leadership programs. One was established to coordinate parent partnership activities. The OCCY Parent Partnership Board is actively collaborating with 13 members.



# Program Details

---

## **Child Death Review Boards | \$270,805**

This multidisciplinary board is responsible for reviewing the deaths and near deaths of all children up to age 18 in Oklahoma. The board collects statistical data and systems evaluation information to develop recommendations to improve policies, procedures, and practices within and among agencies that protect and serve children. There is one statewide board as well as four regional boards.

## **Post Adjudication Review Boards | \$224,140**

Post Adjudication Review Boards are citizen volunteers who serve district courts throughout Oklahoma. The boards review court-involved child abuse, neglect and delinquency cases. They advise district courts by developing findings and recommendations regarding the appropriateness of treatment plans, permanency plans, and the services provided to the children and their families.

## **Juvenile Competency | \$153,750**

OCCY establishes procedures for ensuring the training and qualifications of individuals approved to conduct juvenile competency evaluations ordered by district courts in Oklahoma. In FY 2023, 35 judges issued orders for 67 juvenile competency evaluations. Sixty-two of those evaluations were completed, four court cases were dismissed prior to the completion of competency evaluations, and one is still pending completion.



# Program Details

---

## **Freestanding Multidisciplinary Teams | \$1,759,173**

Freestanding Multidisciplinary Teams coordinate with each District Attorney's Office throughout the state. Each FSMDT is comprised of a law enforcement member, OKDHS child welfare worker, a mental health professional, a medical professional, and an attorney from the District Attorney's Office. The FSMDT uses a collaborative approach to conduct joint investigations of cases involving child sexual abuse, child physical abuse, or neglect.

OCCY conducts annual reviews to ensure teams are functioning effectively and maintains the Child Abuse Multidisciplinary Team Account Fund, which is available to provide functioning teams with training and other needs related to investigations. The program also receives funds from the federal Children's Justice Act Grant through a OKDHS contract which allows OCCY to provide free professional training to enhance investigative, judicial and administrative management of cases of child maltreatment.

Additionally, OCCY receives funds from the federal Children's Justice Act Grant through an OKDHS contract. These funds provide training to attorneys and child welfare professionals to enhance their knowledge and skills in working with children in the deprived court system.

## **Board of Child Abuse Examination | \$200,000**

The Board of Child Abuse Examination and the Chief Child Abuse Examiner are responsible for establishing a statewide system to provide expert medical evaluation for children suspected to be victims of the child abuse or neglect. Additional responsibilities include establishing and implementing a continuing training program for child abuse examiners and consultation services to medical providers. The Chief Child Abuse Examiner conducts medical maltreatment reviews in some cases following a child's death. These reviews aid the investigation of cases by law enforcement and others.



# Program Details

---

## **Children of Incarcerated Parents | \$114,000**

OCCY provides staff support to the Oklahoma Children of Incarcerated Parents Advisory Committee, which recommends measures to promote the safety and well-being of children whose parents are incarcerated. The committee works collaboratively with agencies and service providers to better meet the needs and to improve the quality of life for these children. OCCY is charged with issuing contracts each year for the Oklahoma Mentoring Children of Incarcerated Parents Program.

## **Office of Planning and Coordination | \$380,088**

The Office of Planning and Coordination facilitates joint planning and services between public and private agencies serving children and youth. Multiple boards, committees, task forces, and partnerships were convened in FY 2023 with services including policy development, outreach and education, direct referral, strategic planning and research.

In accordance with Title 10 O.S. § 601.9, the Office of Planning and Coordination distributes and prepares Oklahoma's State Plan for Services to Children and Youth. The plan identifies the availability and accessibility of human services, health, mental health, and education programs as well as goals, priorities, and outcomes. The plan may recommend creating or developing programs and estimated costs.

### ***Strengthening Custody and Transition Services Advisory Team***

OCCY provides staff support to this advisory group that identifies issues of youth in state custody transitioning from custody to adulthood. Public and private stakeholder meetings are convened every two months to identify solutions to barriers facing these youth.

### ***Homeless Children and Youth Committee***

OCCY provides staff support to the Homeless Children and Youth Committee, which seeks to improve conditions and services for homeless children and youth in Oklahoma. Stakeholders meet every two months to address goals to assist these youth.



## AGENCY ACCOMPLISHMENTS

- Hosted a Fatherhood Summit to recognize, honor, and celebrate the important roles that fathers and other male figures play in the lives of children.
- Successfully implemented an agency-wide database and evaluation system.
- The Homeless Children and Youth Steering Committee successfully advocated for the implementation of a statute that will facilitate identifying and counting students experiencing homelessness, which could increase federal funding to assist those students.
- Continued to close backlogged child death review cases. Closed 355 cases, an increase of 100 cases from the prior year. The increase in closures resulted from increased agency capacity rather than an increase in deaths.
- The Post Adjudication Review Board increased active boards by two and increased volunteers by 50. These volunteers review child abuse, neglect and delinquency court cases and make recommendations to judges.

## AGENCY GOALS

- Identify system failures that occur in relation to child deaths in Oklahoma to reduce future preventable child deaths.
- Expand the number of Post Adjudication Review Board volunteers by 15 each year to review court cases of child abuse and neglect.
- Support foster parents to allow them to provide safe and appropriate care for children in their care by resolving reported grievances within 60 days.
- Increase the number of Freestanding Multidisciplinary Teams each year, until every county in the state not served by a Children's Advocacy Center is served by a FSMDT.
- Increase the one-to-one mentoring provided to children of incarcerated parents.
- Collaborate with the Departments of Health and Human Services in supporting the Children's State Advisory Workgroup to research and establish infrastructure and services for systems of care.





**OKLAHOMA**  
Office of Disability  
Concerns

## Brenda Hoefar Interim Director



The **Office of Disability Concerns (ODC)** acts as an intermediary to persons with disabilities and provides services for those with disabilities in the State of Oklahoma. The agency works with Oklahomans with disabilities to educate, advocate and identify available resources that may assist them (74 O.S. § 9.21-35).

Founded in **1981**, the agency coordinates with a large network of groups, agencies, religious institutions and other community resources, connecting individuals with the right resource at the right time.

The agency encompasses the following programs:

- General Operations and Outreach.
- Client Assistance Program.

# Agency Vision, Mission and Core Values

## **Vision:**

All people will have equal opportunities in pursuing their dreams regardless of any disabilities.

## **Mission:**

Work with individuals with disabilities to advocate for the Americans with Disability Act and associated civil rights regulations and laws. Connect Oklahoman citizens who have a disability with knowledge, education, and resources.

## **Core Values:**

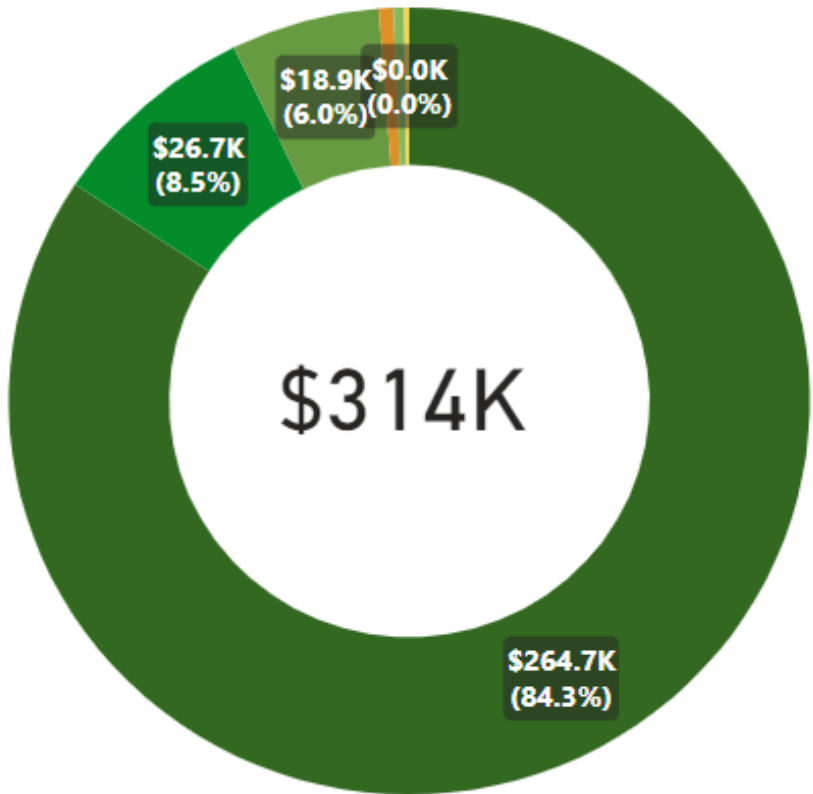
Teamwork, diversity, and helping people succeed. Working toward a common vision contributes to attaining outstanding results in helping Oklahomans with disabilities be self-actualized.



# Office of Disability Concerns

## FY 2023 Expenditures

Expense Group	Sum of Amount
Personnel	\$264,699
IT	\$26,666
Professional Services	\$18,856
Buildings & Facilities	\$1,874
General Administration	\$1,302
Fleet	\$618
Travel	\$25
<b>Total</b>	<b>\$314,041</b>



- Expense Group**
- Personnel
  - IT
  - Professional Services
  - Buildings & Facilities
  - General Administration
  - Fleet
  - Travel

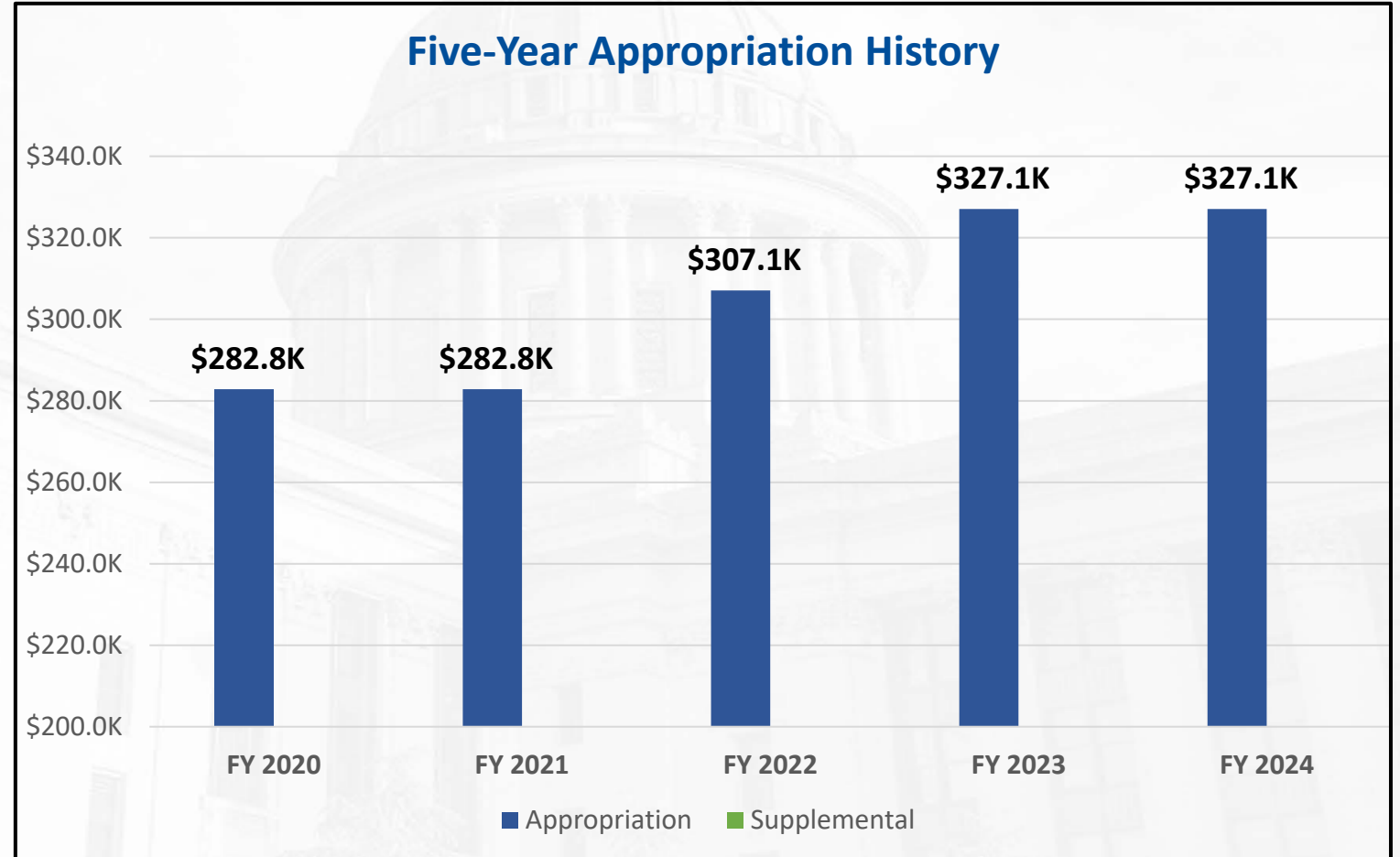
Operating	Grants & Pass-Throughs
<ul style="list-style-type: none"> <li>■ Personnel</li> <li>■ Professional Services</li> <li>■ General Administration</li> <li>■ IT</li> <li>■ Travel</li> </ul>	<ul style="list-style-type: none"> <li>■ Medicaid</li> <li>■ Assistance Payments</li> <li>■ Pass-throughs</li> <li>■ Program Reimbursements</li> </ul>
Capital	Other
<ul style="list-style-type: none"> <li>■ Buildings &amp; Facilities</li> <li>■ Highways &amp; Bridges</li> <li>■ Debt Service</li> <li>■ Fleet</li> </ul>	<ul style="list-style-type: none"> <li>■ Other</li> <li>■ Statewide Medical Claims</li> </ul>

Note: Data obtained on 1.03.24.



# Appropriation History

Fiscal Year	Legislated Appropriation (\$) <i>(Includes supplementals and SRF/ARPA if applicable)</i>
FY 2020	\$282,821
FY 2021	\$282,821
FY 2022	\$307,095
FY 2023	\$327,095
FY 2024	\$327,095



# Programs and FY 2024 Budget Summary

Program Name	Brief Description of Program	FY 2024 Budget	# Served by Program
General Operations / Outreach	Provide training and education, information, referrals, technical assistance, and advocacy on issues affecting people with disabilities. Connect Oklahoman citizens who have a disability with knowledge, education, and resources.	\$314,831	The agency serves any of the 630,000 people with disabilities in Oklahoma that contact the agency as well as law enforcement and government agencies.
Client Assistance Program	Advise and inform clients, client applicants, and other individuals with disabilities of all the services and benefits available under the Rehabilitation Act of 1973, as amended, and of the services and benefits available to them under Title I of the Americans with Disabilities Act (ADA).	\$124,307	~100-200 clients.
Information Services	Information technology support to agency programs.	\$16,690	All agency programs.



*Note: Budget amounts include revisions as of 12.01.23.*

# Program Details

---

## Office of Disability Concerns | FY 2024 Budget | \$455,828

### General Operations/Outreach | \$314,831

This program provides training and education, information, referrals, technical assistance, and advocacy on issues affecting people with disabilities. ODC develops and disseminates informational materials and provides awareness and advocacy to those who request agency services.

ODC provides CLEET-certified training to law enforcement agencies regarding interactions with the more than 630,000 Oklahomans who have an auditory, visual, cognitive, or ambulatory disability. Police officers are trained to distinguish behaviors that pose a real risk from behaviors that do not, and to recognize when an individual, such as someone who is having a seizure or exhibiting signs of psychotic crisis, needs medical attention. Training also helps law enforcement recognize behaviors that result from a disability so that these behaviors are not criminalized when no crime has been committed.

ODC promotes public transportation accessibility and availability and assists clients with processing complaints about accessibility of public transit, such as refusal of service. ODC also performs disability access assessments to examine concerns including parking, wheelchair accessibility, entrances, internal doors, sanitary accommodations, fixtures, information, and means of escape.

### Client Assistance Program | \$124,307

This program seeks to ensure that clients requesting services that are federally funded by the Rehabilitation Act receive all services to which they are entitled.



## AGENCY ACCOMPLISHMENTS

- Successfully relocated the office from 11212 N. May to the Sequoyah Building at 2400 N. Lincoln Blvd.
- The Office of Disability Concerns has continued its high level of service since March of 2022 when the agency director unexpectedly passed away.
- Continued transition to the MyCase software to more efficiently track contacts and cases.
- Deployed new laptops for improved performance and increased employee morale.
- Increased business continuity by transitioning operations to digital processes for both business and mission operations.
- Conducted Disability Awareness trainings for the Oklahoma City Police, Highway Patrol cadets, Lions Club of OKC, and Seminole Community College.

## AGENCY GOALS

- Finish updating website for improved usability and user-friendliness; train all staff members on website functionality.
- Increase disability awareness outside of Oklahoma City by advocating and training in other cities.
- Provide Americans with Disability Act (ADA) coordinator training for state agencies.
- Improve information flow to better serve citizens with disabilities most efficiently.
- Increase staff and leadership knowledge of the Americans with Disabilities Act.





**OKLAHOMA**  
Health Care Authority



## Ellen Buettner Chief Executive Officer

The **Oklahoma Health Care Authority (OHCA)** administers Oklahoma's Medicaid program, known as SoonerCare. SoonerCare works to improve the health of qualified Oklahomans by ensuring medically necessary benefits and services are available. Qualifying Oklahomans include certain low-income children, adults, families, those with disabilities, those being treated for breast or cervical cancer and those seeking family planning services.

Founded in **1993**, the agency structures its organization around four key pillars: Improving health outcomes, fiscal responsibility, operational excellence and high-performing teams. The agency is currently working to transform Medicaid delivery in Oklahoma through the SoonerSelect program, which is a value-based payment model that will improve health outcomes of SoonerCare members. OHCA also oversees the Oklahoma State Health Information Exchange and Insure Oklahoma, which supports small businesses' efforts to provide health insurance for their employees.

The agency partners with the Oklahoma Department of Mental Health and Substance Abuse Services, Oklahoma State Department of Health, Oklahoma Department of Human Services, and OU College of Pharmacy, along with several other state agencies, to serve Oklahomans through the Medicaid program. OHCA contracts with approximately 74,000 medical and dental providers to serve more than 1.2 million SoonerCare members.

# Agency Vision, Mission and Core Values

## **Vision:**

Oklahomans are healthy and have access to quality health care services regardless of their ability to pay.

## **Mission:**

Responsibly purchase state and federally-funded health care in the most efficient and comprehensive manner possible; analyze and recommend strategies for optimizing the accessibility and quality of health care; and cultivate relationships to improve the health outcomes of Oklahomans.

## **Core Values:**

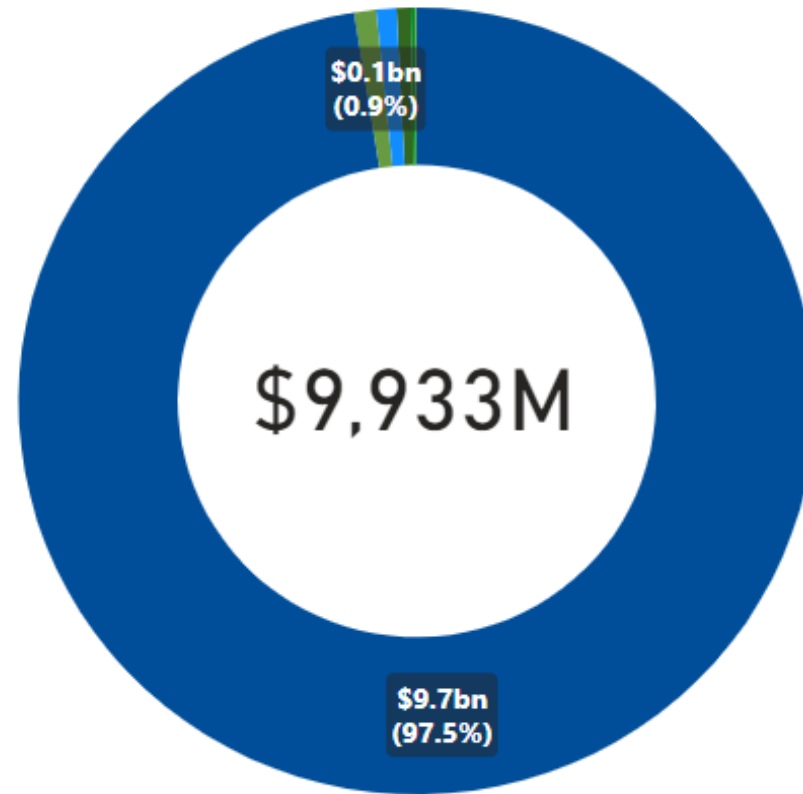
Passion for Purpose, Empowerment and Accountability, Trust and Transparency, Best in Class and Outcome, and Servant Leadership.



# Health Care Authority

## FY 2023 Expenditures

Expense Group	Sum of Amount
Medicaid	\$9,687,491,258
Professional Services	\$89,347,231
Assistance Payments	\$79,987,694
Personnel	\$56,021,089
IT	\$20,875,873
Buildings & Facilities	\$2,575,820
General Administration	\$847,286
Travel	\$151,683
Pass-throughs	\$25,000
Fleet	\$19,280
Other	(\$4,112,028)
<b>Total</b>	<b>\$9,933,230,186</b>



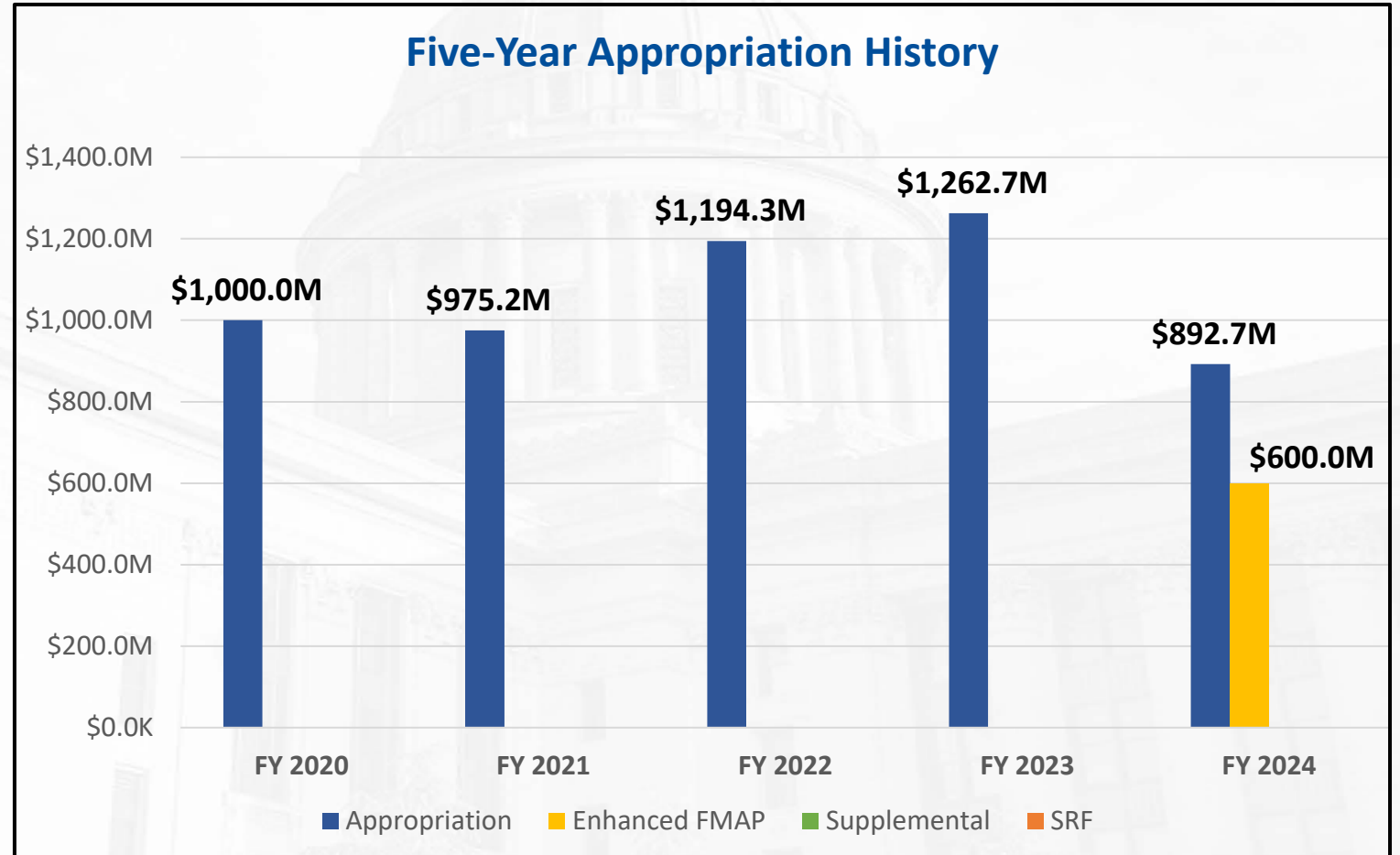
- Expense Group**
- Medicaid
  - Professional Services
  - Assistance Payments
  - Personnel
  - IT
  - Buildings & Facilities
  - General Administration
  - Travel
  - Pass-throughs
  - Fleet
  - Other

Operating	Grants & Pass-Throughs
■ Personnel	■ Medicaid
■ Professional Services	■ Assistance Payments
■ General Administration	■ Pass-throughs
■ IT	■ Program Reimbursements
■ Travel	
Capital	Other
■ Buildings & Facilities	■ Other
■ Highways & Bridges	■ Statewide Medical Claims
■ Debt Service	
■ Fleet	

Note: Data obtained on 1.03.24.

# Appropriation History

Fiscal Year	Legislated Appropriation (\$) (Includes supplementals and SRF/ARPA.)
FY 2020	\$1,000,039,368
FY 2021	\$975,239,368
FY 2022	\$1,194,337,303
FY 2023	\$1,262,741,642
FY 2024	\$892,741,642 \$600,000,000*



Note: OHCA used \$600 million of Enhanced FMAP funding for FY 2024 operations.



# Programs and FY 2024 Budget Summary

Program Name	Brief Description of Program	FY 2024 Budget	# Served by Program
Medicaid	Also known as SoonerCare, this program provides medical benefits to low-income individuals who are uninsured or underinsured, which includes all Title 19 and Title 21 medical payments to qualified Oklahomans.	\$10,067,063,983	1.2 million recipients of Medicaid.
Information Services	Technology solutions and support to agency.	\$142,168,327	Agency staff and clients.
Non-Medicaid	Supporting services: Accounting and Finance, Capital Asset Management, General Administration and Legal, and Human Resources.	\$119,000,000	Agency staff.
Administrative Operations	Administrative costs associated with the delivery of the federal Medicaid program for the State of Oklahoma.	\$133,351,031	1.2 million recipients of Medicaid.
Insure Oklahoma	Two insurance programs offering premium assistance: Employer Sponsored Insurance, a premium assistance program for employers who offer insurance coverage; and Individual Plan, which offers premium assistance for working Oklahomans who do not have access to employer-sponsored insurance.	\$48,625,692	11,643 members and 2,858 employers as of June 30, 2023.



Note: Budget amounts include revisions as of 12.01.23.

# Program Details

---

## Health Care Authority | FY 2024 Budget | \$10,510,209,033

### Medicaid | \$10,067,063,983

Medicaid serves as the nation's primary source of health insurance for low-income individuals. Medicaid, known as SoonerCare in Oklahoma, is a federal and state health coverage program that provides medical benefits to low-income individuals who are uninsured or underinsured. Medicaid guarantees coverage for basic health and long-term care services based upon specific eligibility guidelines. These categories of eligibility include the aged, blind or disabled; families qualifying under federal Temporary Assistance to Needy Families guidelines; qualified Medicare beneficiaries; Tax Equity and Responsibility Act children; women with breast and cervical cancer; and certain children and pregnant women.

State Medicaid programs are funded with both federal and state dollars and in accordance with a federally-approved state plan. In order to draw down federal dollars, states agree to cover groups of individuals referred to as mandatory groups and offer a minimum set of services referred to as mandatory benefits. States can also receive federal funds to cover additional optional groups of individuals and benefits. A detailed summary of the categorical eligibility standards, as well as mandatory and optional benefits provided in Oklahoma, can be found in the OHCA Annual Report and on the OHCA website.



# Program Details

---

## **Non-Medicaid | \$119,000,000**

Some payments are not reimbursable by Medicaid, according to federal guidelines. Approximately 85% of non-Medicaid services are managed by the Oklahoma Department of Mental Health and Substance Abuse Services, with the remaining services coordinated by the Oklahoma Department of Human Services and the Oklahoma Office of Juvenile Affairs.

These non-Medicaid expenditures may include payments for medical or behavioral health services or residential substance abuse treatment, for example, to a person who has been determined to have a serious mental illness or substance use disorder but does not qualify for SoonerCare. These are pass-through transactions for OHCA and payments to the providers for non-Medicaid services, which are processed through the OHCA's Medicaid Management Information System.

## **Administrative Operations | \$133,351,031**

Administrative costs included in administrative operations are associated with direct operating expenses and vendor contracts that aid in the delivery, management and fiscal oversight of the federal Medicaid program for the State of Oklahoma.

OHCA contracts with public and private entities to acquire professional services to support the administrative operations associated with the Medicaid program. These services provide legal, technical, case management, health outcome improvement initiatives, and professional medical review services essential to the success of the SoonerCare program and its members.



# Program Details

---

## **Insure Oklahoma | \$48,625,692**

Insure Oklahoma comprises two specific insurance programs offering premium assistance. The first is Employer Sponsored Insurance, a premium assistance program for employers who offer insurance coverage. The employers select an Oklahoma-qualified benefit plan. The second is the Individual Plan, which offers premium assistance for working Oklahomans who do not have access to employer-sponsored insurance.

Insure Oklahoma supports small businesses that have fewer than 250 employees on payroll, are in Oklahoma, contribute a minimum of 25% of eligible employees' premiums, and offer an Insure Oklahoma qualified benefit plan. Eligibility requirements for ESI include household income that does not exceed 200% of the federal poverty level, Oklahoma residency, and U.S. citizenship or legal resident status.

To qualify for IP, eligibility criteria include household income that does not exceed 100% of the federal poverty level and uninsured sole proprietorship, employment that does not provide health insurance, ineligibility for their employer's insurance plan or unemployed persons who are currently seeking work, as well as certain working adults with a disability who work for any size employer and who, except for employment income, would be eligible for disability benefits.



## AGENCY ACCOMPLISHMENTS

- Awarded two dental contracts and three medical contracts to begin SoonerSelect implementation.
- Ranked top in the nation for application processing times, and ranked among best in the nation for Medicaid eligibility and claims payment accuracy.
- Expanded the Medication Therapy Management virtual pharmacist program statewide, projecting \$7.1 million savings in FY 2024.
- Launched a statewide Health Information Exchange to enable greater sharing of information between authorized doctors, hospitals and patients.
- Implemented the Specialty Program for At-Risk Kids in partnership with Oklahoma Human Services, coordinating care for children in Child Welfare Services' custody to ensure they have access to services.
- Created a mobile-friendly version of MySoonerCare.org to allow more Oklahomans to apply for and review benefits from their smartphones.

## AGENCY GOALS

- Implement SoonerSelect Dental Program and Medical/Children's Specialty programs in FY 2024.
- Develop a technology strategy plan to control administrative costs and provide adequate technology resources in a business-driven approach. Strategy will include creating a Medicaid Enterprise System roadmap, mobile application design, implementing PeopleSoft and implementing Qualtrics, a member experience tool.
- Incentivize provider participation, promote utilization management and increase federal revenue.
- Meaningfully incorporate statewide Health Information Exchange and other newly sourced analytics into quality reporting, care management and agency decision making.
- Create a robust external communication plan to ensure members and providers can navigate upcoming transitions to SoonerSelect.





**OKLAHOMA**  
**State Department**  
**of Health**

## **Keith Reed** **Commissioner**



The **Oklahoma State Department of Health (OSDH)** was established per 63 O.S. § 63-1-105 and serves as the state public health agency. The agency resides within the purview of the Secretary of Health and Mental Health Services cabinet of state government in Oklahoma. The Oklahoma State Department of Health, through its system of local health services delivery, is ultimately responsible for protecting and improving public health with strategies that focus on preventing disease.

Founded in **1907**, this agency now encompasses the following divisions reporting directly to the Commissioner of Health:

- Chief Medical Officer.
- Community Health Services.
- Quality Assurance and Regulatory.
- Health Preparedness.
- Chief Administrative Officer.
- Chief Financial Officer.
- Chief Strategy & Business Performance Officer.
- Chief of Staff.

The OSDH also oversees a network of 68 county health department locations among 10 public health districts. The OSDH collaborates with the two metro public health entities, Oklahoma City-County Health Department and Tulsa Health Department, which are autonomous offices managed outside of state government.

# Agency Vision, Mission and Core Values

## **Vision:**

Leading Oklahoma to prosperity through health.

## **Mission:**

Protect and promote health, prevent disease and injury, and cultivate conditions by which Oklahomans can thrive.

## **Core Values:**

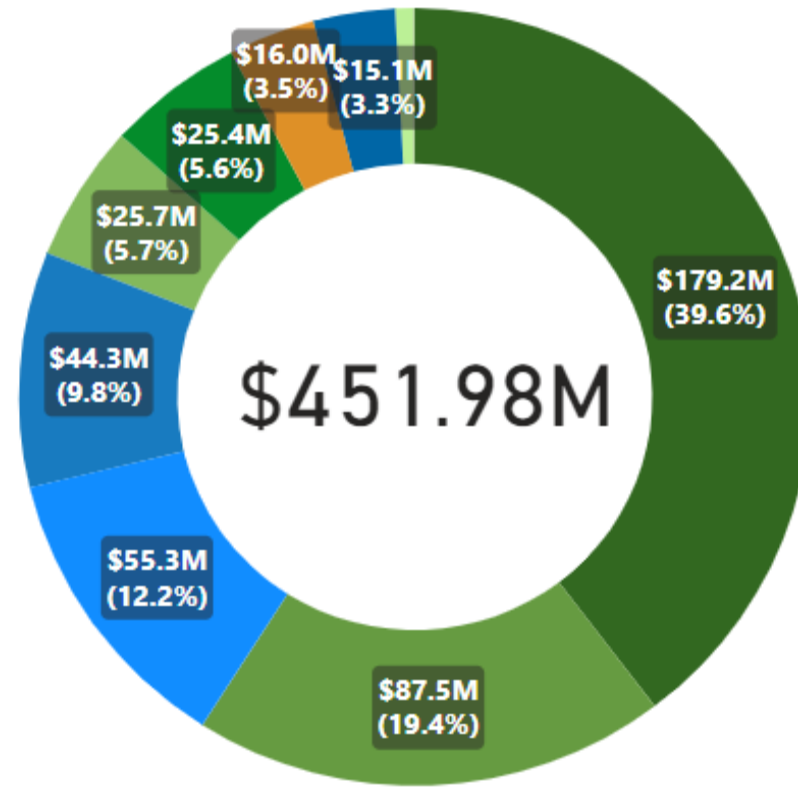
Service, collaboration and respect.



# Department of Health

## FY 2023 Expenditures

Expense Group	Sum of Amount
Personnel	\$179,172,757
Professional Services	\$87,528,625
Assistance Payments	\$55,333,890
Pass-throughs	\$44,258,417
General Administration	\$25,690,818
IT	\$25,380,585
Buildings & Facilities	\$15,961,713
Program Reimbursements	\$15,073,237
Travel	\$3,438,741
Other	\$125,903
Medicaid	\$11,031
<b>Total</b>	<b>\$451,975,716</b>



- Expense Group**
- Personnel
  - Professional Services
  - Assistance Payments
  - Pass-throughs
  - General Administration
  - IT
  - Buildings & Facilities
  - Program Reimbursements
  - Travel
  - Other
  - Medicaid

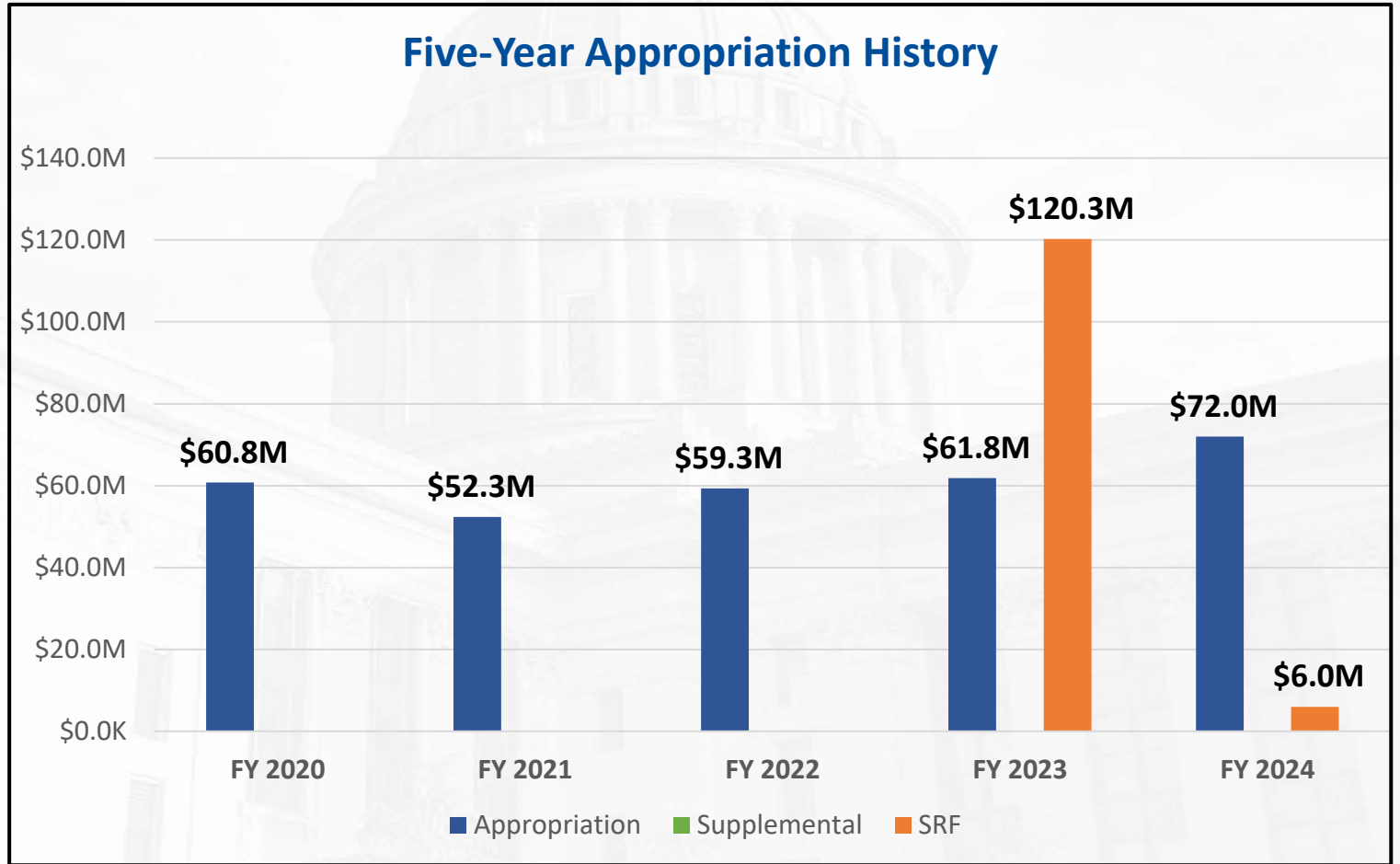
Operating	Grants & Pass-Throughs
<ul style="list-style-type: none"> <li>■ Personnel</li> <li>■ Professional Services</li> <li>■ General Administration</li> <li>■ IT</li> <li>■ Travel</li> </ul>	<ul style="list-style-type: none"> <li>■ Medicaid</li> <li>■ Assistance Payments</li> <li>■ Pass-throughs</li> <li>■ Program Reimbursements</li> </ul>
Capital	Other
<ul style="list-style-type: none"> <li>■ Buildings &amp; Facilities</li> <li>■ Highways &amp; Bridges</li> <li>■ Debt Service</li> <li>■ Fleet</li> </ul>	<ul style="list-style-type: none"> <li>■ Other</li> <li>■ Statewide Medical Claims</li> </ul>

Note: Data obtained on 1.03.24.



# Appropriation History

Fiscal Year	Legislated Appropriation (\$) <i>(includes supplementals and SRF/ARPA)</i>
FY 2020	\$60,768,712
FY 2021	\$52,337,964
FY 2022	\$59,337,964
FY 2023	\$182,096,964
FY 2024	\$77,967,964



*Note: Includes Statewide Recovery Fund (ARPA) appropriations.*

# Programs and FY 2024 Budget Summary

Program Name	Brief Description of Program	FY 2024 Budget	# Served by Program
Prevention and Preparedness	Control and monitor infectious diseases; provide public health laboratory services, newborn screening; monitor and educate Oklahomans on chronic diseases, injury prevention and public health emergency preparedness or response.	\$162,317,872	All Oklahomans.
Community Health Services	Provide services to Oklahomans in 68 county health departments.	\$302,858,724	All Oklahomans.
Data Processing	Technology solutions and support to agency.	\$41,040,377	Agency staff.
Public Health Infrastructure	Provide administrative services including finance, legal, operations, internal services and human resources.	\$57,103,015	Agency staff.
Oklahoma Athletic Commission	Protect, maintain and improve the safety and welfare of the participants of professional boxing, wrestling and kickboxing, as well as the public.	\$473,513	1,800 licenses (athletes, judges, timekeepers, doctors) and 40,000 spectators.
ARPA Electronic Health Records	Implementation of an electronic health record system and related infrastructure.	\$16,986,666	All Oklahomans.



*Note: Budget amounts include revisions as of 12.01.23.*

# Programs and FY 2024 Budget Summary

Program Name	Brief Description of Program	FY 2024 Budget	# Served by Program
ARPA Medical Facilities	Provide medical facilities for disproportionately impacted populations.	\$12,000,000	All Oklahomans.
ARPA Healthy Childhood	Promote healthy childhood environments through early learning.	\$2,239,750	All Oklahomans.
ARPA Community Health Centers	Increase capacity at Community Health Centers in Oklahoma.	\$25,071,001	All Oklahomans.
ARPA Hearing Service	Increase hearing services for disproportionately impacted populations.	\$2,468,000	All Oklahomans.
ARPA Family Residence	For a nonprofit to establish and build out a family residence building located north of State Highway 3 and west of Highway 7, for providing care and housing to families with children undergoing long-term care and treatment.	\$3,920,000	All Oklahomans.
ARPA Lake Hefner Facility	For a nonprofit located within twenty-five (25) miles of Lake Hefner to retrofit and expand a facility to provide expanded services to children needing long-term care and treatment.	\$1,960,000	All Oklahomans.
ARPA Admin Costs	Administrative costs for implementing ARPA-related projects.	\$509,808	All Oklahomans.



*Note: Budget amounts include revisions as of 12.01.23.*

# Program Details

---

## Department of Health | FY 2024 Budget | \$628,948,726

### Prevention and Preparedness | \$162,317,872

The division of Prevention and Preparedness develops, enforces, and educates stakeholders on public health rules and regulations that protect all Oklahomans from emerging public health threats. Regulatory responsibilities include enforcing laws and rules; performing routine inspections; investigating complaints; and issuing, renewing, and revoking licenses.

The Long-Term Care Service division oversees the health and safety of residents living in licensed long-term care facilities, including nursing homes, skilled nursing facilities, residential care homes, assisted-living centers, continuum-of-care homes, and intermediate care facilities for individuals who are intellectually disabled.

OSDH administers three customer health service programs:

- The Consumer Protection program is responsible for licensing, monitoring, and inspecting hotels and motels; eating and drinking establishments; retail and wholesale food outlets; food manufacturers; public bathing places; and all sources of ionizing radiation.
- The Occupational Licensing program licenses and inspects hearing aid dealers, home inspectors, and sanitarians.
- The Professional Counselor Licensing program promotes and enforces laws and regulations that govern the practices of licensed professional counselors, licensed marital and family therapists, licensed behavioral practitioners, and licensed genetic counselors.



# Program Details

---

## **Prevention and Preparedness | \$162,317,872 (continued)**

The Health Resources Development Service unit performs health protection and public assurance functions in the following program areas: health facility systems, managed care systems, Nurse Aide and Non-Technical Services Workers Registry, Home Care Administrator Registry, and jail inspections.

The Acute Diseases unit helps to control and monitor infectious diseases, providing public laboratory services as well as newborn screening and monitoring, while educating Oklahomans on chronic diseases, monitoring and preventing injuries, public health emergency preparedness and response.

## **Community Health Services | \$302,858,724**

The Community Health Services program improves the health of Oklahoma residents through evidence-based programs and initiatives implemented with delivery partnerships across our state. It provides oversight and direction to the 68 organized county health departments in the state, establishing implementation priorities for program guidelines of OSDH-defined goals and objectives. Central office programs focus primarily on preserving and improving the health of women, adolescents, and babies. The Community and Family Health Services division acts as the liaison between the county health departments and statewide programs.

Consumer Health Services provides state licensure and regulatory oversight for retail food establishments, food manufacturing establishments, lodging establishments, tattoo and body piercing establishments, bedding manufacturing and refurbishment establishments, public bathing places, and X-ray equipment. This program is also responsible for the professional licensure of tattoo and body piercing artists, medical micropigmentation practitioners, hearing aid fitters, licensed genetic counselors, sanitarians, and environmental specialists. The program also assists in the investigation of animal bites.



# Program Details

---

## Community Health Services | \$302,858,724 (continued)

OSDH administers the Child Guidance Service program in regional county health departments, along with the Child Care Warmline, which offers free telephone consultation and referrals to childcare providers. These programs provide support and training to parents, youth, childcare providers, educators, and medical communities. The agency also staffs the early intervention program (SoonerStart) for infants, toddlers, and babies with developmental delays.

The Dental Health Service program provides oral health screening and small-scale treatment for children and nursing home residents in some areas through contracts with providers. The Dental Health Service also administers school-based dental education programs, a fluoridation program to improve the state's drinking water supply and the Dental Loan Repayment Program.

The Family Support and Prevention Service program promotes the health, safety, and wellness of Oklahoma's children and families by administering visitation programs for low-resource mothers. This service improves health outcomes and parenting skills by providing training and assistance to organizations or agencies that serve families with young children in an effort to avert child abuse, unplanned repeat pregnancies and other adverse outcomes.

The Maternal and Child Health Service unit partners with key stakeholders, county health departments, and nonprofit clinics to improve the physical and mental health, safety, and well-being of Oklahoma mothers and children by developing and promoting best practices for reproductive health and the health of babies. The agency also provides community-based programs aimed at lowering the state's teen birthrate.

OSDH protects Oklahoma's children and families by providing specialized statewide surveillance and screening programs, including genetics, newborn screening, newborn hearing screening, childhood lead poisoning prevention, and the Oklahoma Birth Defects Registry.



# Program Details

---

## Community Health Services | \$302,858,724 (continued)

The federally-funded Women, Infants and Children (WIC) program administered by OSDH provides nutritious foods to supplement the diets of approximately 100,000 clients per month. The agency offers nutrition classes, interactive online education and fitness group classes, as well as private consultation with nutrition experts.

The agency is responsible for providing public health nurses, who comprise the largest segment of Oklahoma's public health workforce, with clinical practice guidelines and orders, continuing education and training opportunities, performance improvement activities, and professional development.

OSDH ensures county health department patient records are organized and maintained within medico-legal standards by providing on-site training and software support for agency computer application programs, data collection, billing, and patient records.

Immunization Services is responsible for engaging communities to promote public health, the prevention and monitoring of infectious diseases, monitoring and preventing injuries, monitoring and educating Oklahomans on chronic diseases, and addressing core public health issues including but not limited to tobacco use, obesity, and the social determinants of health.

The Center for Chronic Disease Prevention and Health Promotion is responsible for engaging communities to promote public health, addressing core public health issues of tobacco use and obesity, and managing public health information.



# Program Details

---

## **Public Health Infrastructure | \$57,103,015**

Public Health Infrastructure includes the divisions of Vital Records, Internal Audit and Accountability, Communications, and Health Policy. It also includes supportive services such as building management, human resources, legal and financial services, and information technology.

As the official state repository of original birth and death files, the Vital Records division is tasked with electronically registering official birth and death records for the state; replacing or amending such records; filing delayed records used for legal and administrative purposes by the subject and/or family; as well as maintaining statistics for public health purposes.

The Internal Audit department examines and evaluates the ongoing control processes of the agency, providing assurance and consulting services as well as recommendations for improvement to promote effective control at reasonable costs and to assist management in achieving its strategic vision.

The Communications unit has overall responsibility for OSDH's internal and external communication while focusing on three key areas: media relations, electronic communications, and publications.

The Health Policy and Legislative Liaison office is responsible for overseeing agency strategic planning and performance monitoring processes, policy implementation and rule promulgation. The strategy and planning area focuses on identifying measurable outcomes across the agency and assisting with process improvement strategies. The policy team assists other program areas in assuring timely implementation of legislation and rule promulgation.

## **Oklahoma Athletic Commission | \$473,513**

This commission implements the Oklahoma State Athletic Commission Act. The Commission aims to protect, maintain, and improve the safety and welfare of the participants of professional boxing, wrestling, and kickboxing, as well as the public.





## AGENCY ACCOMPLISHMENTS

- Released Statewide Health Assessment and Health Improvement plans.
- Delivered nearly 1.1 million core medical services through the network of rural county health departments in FY 2023.
- Launched the Pregnancy Resource Navigator program, which is projected to serve up to 20,000 Oklahoma mothers and babies – 40% of all births.
- Completed the death certificate filing process report, highlighting areas of improvement that could drastically reduce the death certificate filing timeline.
- Awarded Electronic Health Record contract to Patagonia Health to improve patient care, streamline administrative processes and enhance healthcare delivery.
- Reduced footprint in fleet management, technology devices and personnel counts. Repurposed personnel spending with a 10% reduction in filled FTE positions.
- Centralized functions across the agency into the Office of Communications.

## AGENCY GOALS

- Identify the top five measures to improve Oklahoma's health rankings from 46th to 43rd.
- Deploy and maintain service delivery to the public through use of the network of county health department and mobile clinic locations across the state.
- Ensure staff are trained in approved public health curriculum, increasing supervisory staff trained from 47% to 100% by FY 2024.
- Decrease turnover rate to mirror industry average by enhancing recruitment, onboarding, retention and development of staff.
- Identify, evaluate and modernize agency platforms and systems, ensuring interoperability.
- Review, revise and implement business friendly policies that are free of unnecessary bureaucracy and properly balanced with public health and safety.





**OKLAHOMA**  
The J.D. McCarty  
Center

## Michael Powers Director and CEO



The **J.D. McCarty Center** provides rehabilitative assessment, treatment and coordination of required services to Oklahoma's children with special needs and challenges.

Founded in **1946**, this agency is licensed as a specialized pediatric rehabilitative hospital. The center evaluates and treats children with developmental disabilities, enabling them to reach their maximum potential.

J.D. McCarty Center offers inpatient, outpatient, and outreach services. Services include general medical care, pediatric neurology, ophthalmology, orthopedics, physical, occupational and speech therapy, Applied Behavioral Analysis therapy, psychological services, case management, and nutritional services.

The center provides 1:1 care and uses live, interactive video technology to provide medical, physical, occupational, speech-language and counseling services to children throughout Oklahoma, specifically targeting rural areas.

J.D. McCarty Center also offers independent living skills training for older teens, specialized seating and positioning, vital stimulation for feeding and swallowing, and augmentative communication assessment and training.

# Agency Vision, Mission and Core Values

## **Vision:**

Become a nationally recognized resource and state-of-the-art provider of comprehensive services to persons with physical, cognitive and medical challenges and their families.

## **Mission:**

Provide a comprehensive program of rehabilitation for Oklahoma's children with disabilities.

## **Core Values:**

Contribute to the mission by demonstrating a commitment to:

**Integrity:** Unquestioned honesty and acceptance of responsibility for actions.

**Quality:** Consistently meet and exceed the needs and expectations of internal and external customers.

**Teamwork:** Mutual respect, communications, trust, orientation, training, cooperation and collaboration.

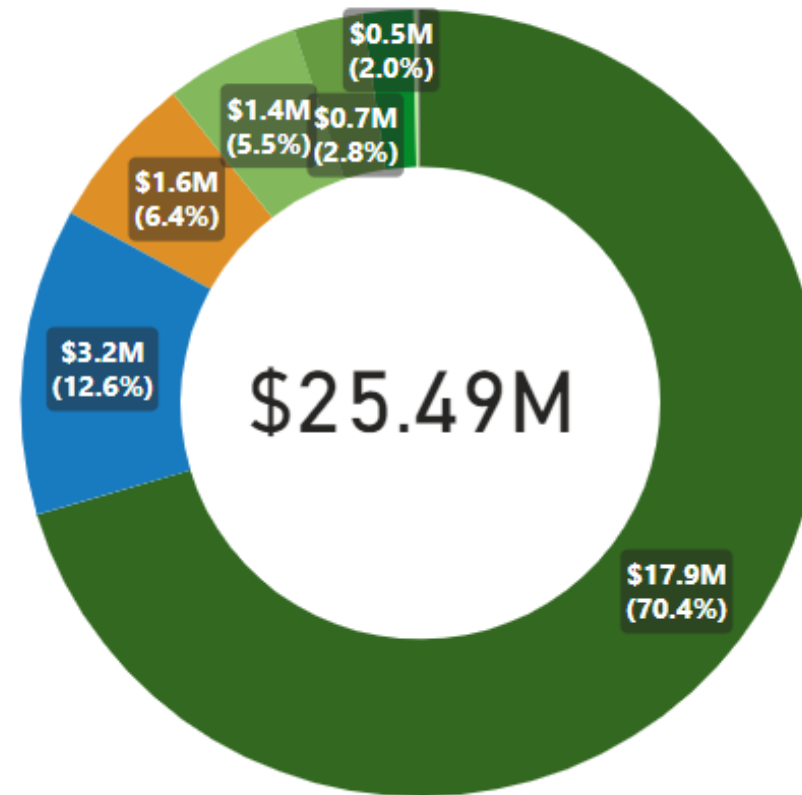
**Timeliness:** Prioritization and doing the job the right way at the right time.

**Customer service:** Understand the points of view of the customer and professionally meet their needs in a courteous, efficient, appropriate and satisfactory manner.



# JD McCarty Center FY 2023 Expenditures

Expense Group	Sum of Amount
Personnel	\$17,944,801
Pass-throughs	\$3,215,717
Buildings & Facilities	\$1,621,711
General Administration	\$1,395,236
Professional Services	\$717,773
IT	\$521,577
Travel	\$44,244
Other	\$22,615
Fleet	\$1,450
Assistance Payments	\$148
<b>Total</b>	<b>\$25,485,272</b>



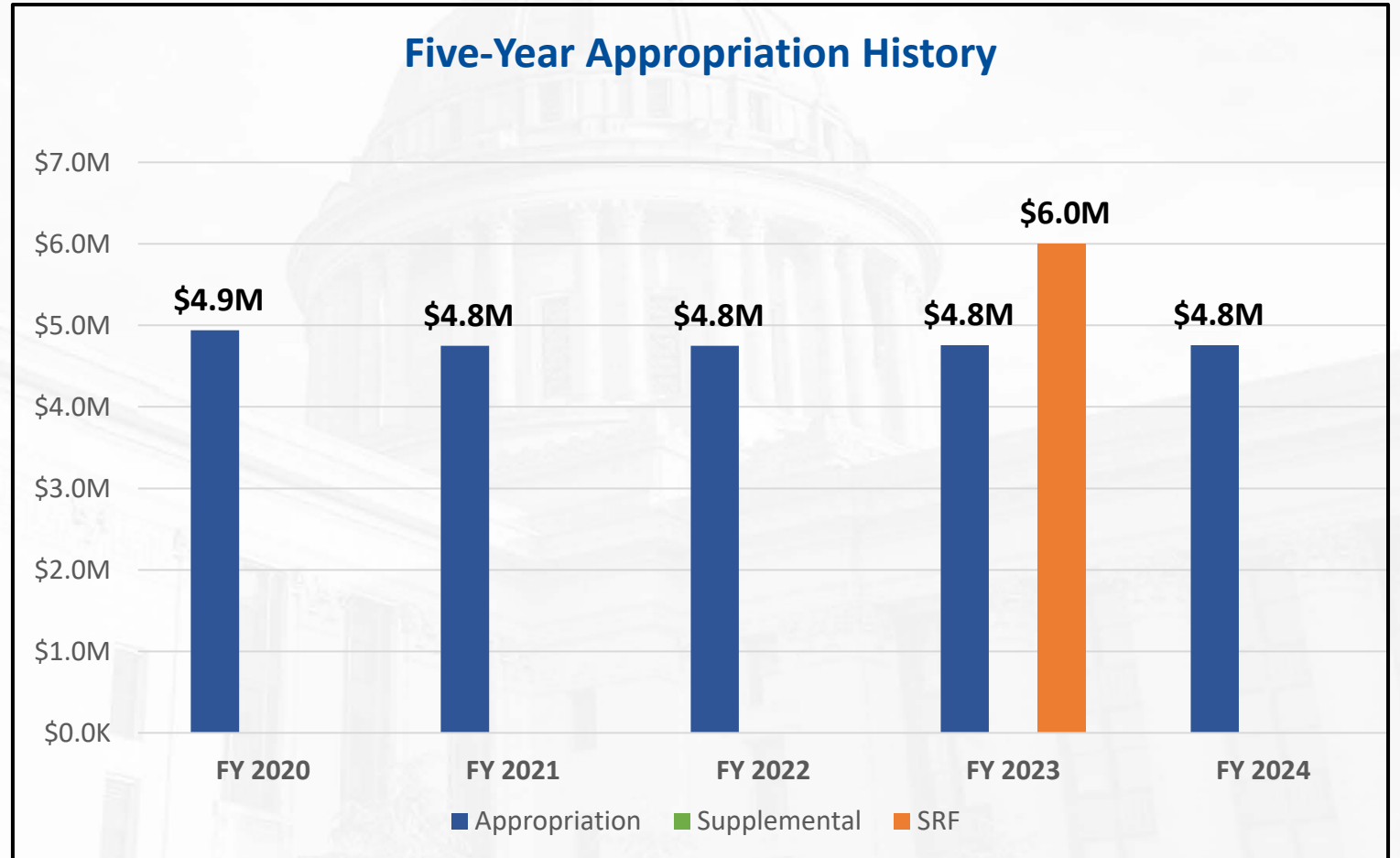
- Expense Group**
- Personnel
  - Pass-throughs
  - Buildings & Facilities
  - General Administration
  - Professional Services
  - IT
  - Travel
  - Other
  - Fleet
  - Assistance Payments

Operating	Grants & Pass-Throughs
● Personnel	● Medicaid
● Professional Services	● Assistance Payments
● General Administration	● Pass-throughs
● IT	● Program Reimbursements
● Travel	
Capital	Other
● Buildings & Facilities	● Other
● Highways & Bridges	● Statewide Medical Claims
● Debt Service	
● Fleet	

Note: Data obtained on 1.03.24.

# Appropriation History

Fiscal Year	Legislated Appropriation (\$) <i>(includes supplementals and SRF/ARPA)</i>
FY 2020	\$4,941,089
FY 2021	\$4,750,506
FY 2022	\$4,750,818
FY 2023	\$10,755,543
FY 2024	\$4,755,543



Note: Includes Supplemental and Statewide Recovery Fund (ARPA) appropriations.

# Programs and FY 2024 Budget Summary

Program Name	Brief Description of Program	FY 2024 Budget	# Served by Program
Patient Services	The center offers both inpatient and outpatient services. The program evaluates and treats Oklahoma’s developmentally disabled children to enable them to reach their maximum potential.	\$29,787,369	8,826 inpatient days – inpatient; 930 families with over 22,000 client encounters – outpatient.
Capital Outlay	Capital projects to improve the pediatric hospital, grounds, and associated buildings.	\$1,909,896	All clients and employees.
Information Services	Information technology supports patient services.	\$918,981	All clients and employees.



*Note: Budget amounts include revisions as of 12.01.23.*

# Program Details

---

## J.D. McCarty Center | FY 2024 Budget | \$32,616,246

### Patient Services | \$29,787,369

J.D. McCarty Center is licensed as a pediatric rehabilitative hospital. The center evaluates and treats Oklahoma’s developmentally disabled children to enable them to reach their maximum potential.

J.D. McCarty Center offers both inpatient and outpatient services. Medical services include:

- Pediatrics.
- Pediatric dentistry.
- Neurology.
- Ophthalmology.

Therapeutic services include:

- Physical, occupational, and speech therapy.
- Psychological services.
- Nutritional counseling.
- Treating feeding and swallowing disorders.

The center uses live, interactive video technology to provide physical, occupational, speech-language, and counseling services to children throughout Oklahoma. J.D. McCarty Center also offers independent living skills training for older teens to assist them in becoming capable of living independently.



The J.D. McCarty Center initiated a new Intensive Therapy Program in 2023; the first comprehensive program of this kind in the state of Oklahoma. The program treats children with a variety of neurological and genetic conditions. Therapists help children by focusing on a high level of repetition of specific movements and skills to meet goals for improved strength, communication, mobility, and participation in activities of daily living. Children are seen three hours per day, five days per week, for three full weeks to encourage changes in the developing brain.

Research shows that 94% of all children who undergo intensive therapy demonstrate an improvement of motor skills. In the J.D. McCarty Center program, kids have progressed from crawling to walking as their primary form of mobility, improved meaningful interactions with families and friends, and gained independence with play and everyday living skills.

J.D. McCarty Center was the first clinic in the State of Oklahoma to bill insurance for intensive therapy services. Prior to billing insurance, families had to pay out-of-pocket. The large financial burden limited the number of families that could receive these services. By working with Oklahoma Medicaid, J.D. McCarty Center was one of the first clinics to break down those financial barriers, opening the doors for many families that would otherwise not have the opportunity for these life-changing services.

### *The Intensive Therapy Program:*

- *Helps children improve strength, mobility, and communication.*
- *Serves children throughout all of Oklahoma, regardless of income.*
- *Utilizes the Intensive Model of Therapy (IMOT), delivered by a multidisciplinary team of physical, occupational, and speech therapists.*





## AGENCY ACCOMPLISHMENTS

- Increased outpatient encounters per therapist by 11.5%, an efficiency which resulted in savings of \$325,000.
- Maintained inpatient daily cost of less than the regional average. The J.D. McCarty Center inpatient cost for FY 2023 was \$2,514 vs. the most recent regional average from FY 2021 of \$2,675.
- Continued construction to renovate each hospital unit and replace the center's outdated HVAC system.
- Increased the number of all patient encounters to bring them closer to pre-pandemic levels of service.
- Readied construction of a new Applied Behavioral Analysis outpatient facility beginning in the first quarter of 2024. Completion is expected in FY 2024.

## AGENCY GOALS

- Maintain an inpatient daily cost that is at or less than the regional average cost of hospital adjusted expenses as reported by the Kaiser Family Foundation.
- Increase the total number of outpatient encounters by 40% from FY 2022 to FY 2028.
- Complete all outstanding construction projects, including replacing outdated HVAC units to bring them to current HEPA standards.
- Expand the Applied Behavioral Analysis (ABA) outpatient program, which uses an evidence-based therapy focused on teaching skills and shaping challenging behaviors, from six patients weekly in FY 2023 to 30 patients weekly by FY 2025.





**OKLAHOMA**  
Office of Juvenile Affairs

## Jeffrey Cartmell Executive Director



The **Office of Juvenile Affairs (OJA)** serves as the state juvenile justice agency. OJA is responsible for programs and services for juveniles alleged or adjudicated to be delinquent or in need of supervision (10A O.S. § 2-7-202).

OJA, along with its community partners, provides prevention, education, and treatment services for at-risk and juvenile justice-involved youth throughout Oklahoma.

Founded in **1995**, the agency now encompasses the following programs:

- Office of Juvenile Justice Delinquency Prevention (OJJDP).
- Administration.
- Residential Services.
- Non-Residential Services.
- Community-Based Services.

# Agency Vision, Mission and Core Values

**Vision:** All Oklahoma youth and families have the resources and support they need to reach their full potential.

**Mission:** Collaborate with youth, families and community partners to create pathways for success through prevention and treatment for all Oklahoma youth.

## **Core Values:**

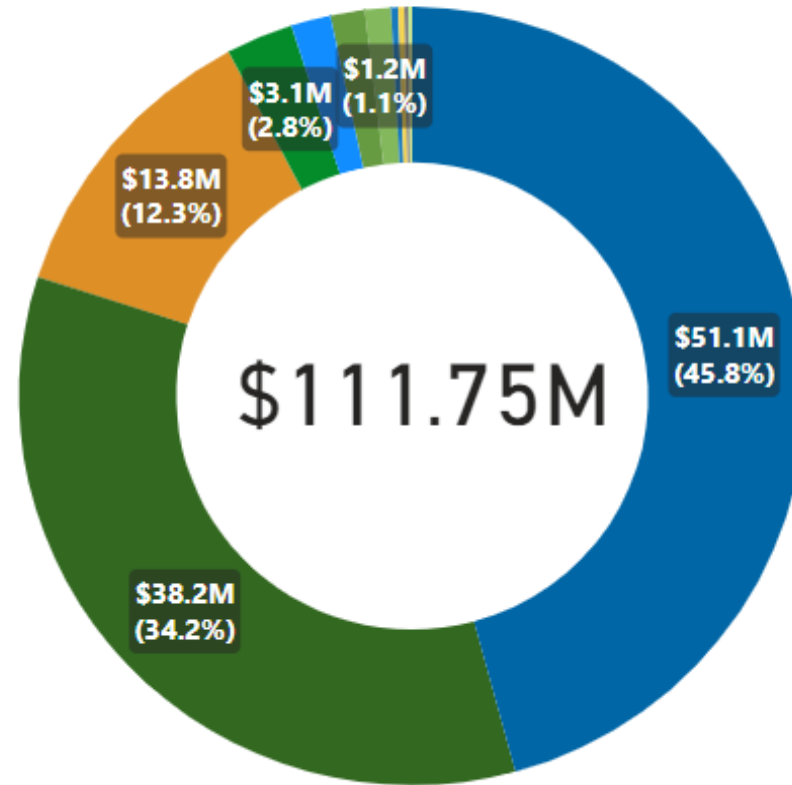
- **Redirecting lives:** Provide a quality system of care that partners with families, communities and stakeholders to assist youth in redirecting their lives.
- **Persistence:** Unwavering commitment to pursue positive youth development outcomes.
- **Professionalism:** Adhere to professional standards and perform work competently and responsibly.
- **Accountability:** Conduct jobs openly and inclusively and take responsibility for outcomes.
- **Integrity:** Display ethical and honest behavior.
- **Respect:** Treat others with fairness, dignity and compassion and are responsive to their needs.



# Office of Juvenile Affairs

## FY 2023 Expenditures

Expense Group	Sum of Amount
Program Reimbursements	\$51,149,287
Personnel	\$38,183,933
Buildings & Facilities	\$13,783,863
IT	\$3,086,055
Assistance Payments	\$1,808,112
Professional Services	\$1,575,109
General Administration	\$1,195,508
Pass-throughs	\$318,700
Fleet	\$284,231
Other	\$184,670
Travel	\$150,308
Debt Service	\$32,121
<b>Total</b>	<b>\$111,751,896</b>



### Expense Group

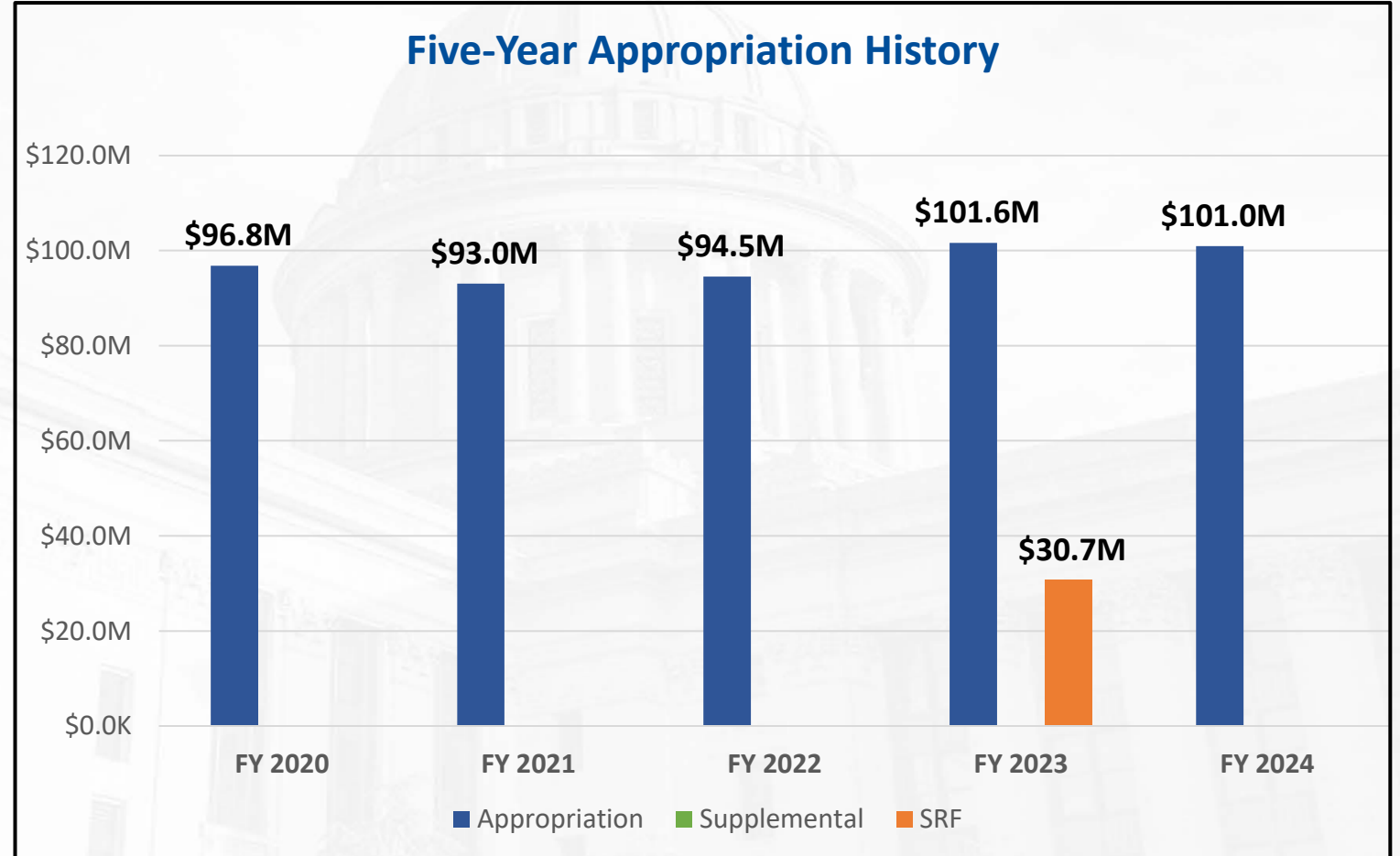
- Program Reimbursements
- Personnel
- Buildings & Facilities
- IT
- Assistance Payments
- Professional Services
- General Administration
- Pass-throughs
- Fleet
- Other
- Travel
- Debt Service

Operating	Grants & Pass-Throughs
Personnel	Medicaid
Professional Services	Assistance Payments
General Administration	Pass-throughs
IT	Program Reimbursements
Travel	
Capital	Other
Buildings & Facilities	Other
Highways & Bridges	Statewide Medical Claims
Debt Service	
Fleet	

Note: Data obtained on 1.03.24.

# Appropriation History

Fiscal Year	Legislated Appropriation (\$) <i>(includes supplementals and SRF/ARPA)</i>
FY 2020	\$96,795,111
FY 2021	\$93,033,434
FY 2022	\$94,544,715
FY 2023	\$132,298,837
FY 2024	\$100,953,681



*Note: Includes Supplemental and Statewide Recovery Fund (ARPA) appropriations.*

# Programs and FY 2024 Budget Summary

Program Name	Brief Description of Program	FY 2024 Budget	# Served by Program
Juvenile and Treatment Services	Oversight and administration of nonresidential services provided by the Juvenile Services Unit (JSU). Includes JSU district and county offices, detention, group homes, and secure transportation.	\$61,983,827	5,259 juveniles at risk of entering the juvenile justice system.
Residential Services	Promote public safety by providing youth with a supportive, structured setting that helps them develop the attitudes and skills needed to make responsible choices, avoid negative behaviors and become productive and law-abiding citizens.	\$25,584,030	120 youth in secure residential facilities and 361 youth in detention and group homes.
Community-based Services	Establish contracts with 37 youth service agencies to provide programs that intervene with at-risk youth and families.	\$29,591,367	8,255 at-risk youth, 50,369 life skills students, and 1,276 first time offender programming students.
Statewide Capital Outlay	Maintain and improve capital assets, including the Next Generation facility.	\$17,962,309	Youth in secure residential facilities.
Information Technology	Maintain agency networks including the Juvenile Online Tracking System.	\$4,059,943	All divisions and clients of OJA.
Administration	Provide legal, finance, procurement and human resources support for all divisions.	\$4,436,611	All OJA systems, including 30,000 clients served annually.
Juvenile Justice Delinquency Prevention	Distribute federal formula grants.	\$1,627,314	1,400 children and families.
American Rescue Plan	Address education disparities through academic, social, and emotional services to the youth of Oklahoma.	\$24,142,293	Youth of Oklahoma.



# Program Details

---

## Office of Juvenile Affairs | FY 2024 Budget | \$169,387,694

### Juvenile and Treatment Services | \$61,983,827

Juvenile and Treatment Services is responsible for the oversight and administration of nonresidential services provided by the Juvenile Services Unit (JSU). JSU provides intake, probation and custody services in all 77 counties, except those four counties with duly constituted juvenile bureaus where JSU provides custody services only (10A O.S. §§ 2-4-101 – 2-4-110). JSU provides services and supervision to juveniles alleged or adjudicated as delinquent, in need of supervision, or as a youthful offender.

JSU collaborates with judges, district attorneys, defense attorneys and law enforcement to provide services to young people involved in the juvenile justice system. JSU case managers work with each youth to develop treatment plans, document progress and provide referrals to youth service agencies and other services.

OJA contracts with youth service agencies to provide certain services to youth being treated in their community. Each county in the state uses local contract providers to ensure clients receive services and programs best suited to treat juveniles and provide support to the family. In certain communities, graduated sanction programs are used to divert youth from further involvement with the juvenile justice system.

The Community-Based Support Services Division is responsible for the administration of agency contracts with 10 Level-E residential treatment programs and for contracts with counties for secure detention services, which are operated in accordance with the State Plan for the Establishment of Juvenile Detention Services. When a person under the age of 18 is accused of violating the law in Oklahoma, he or she may be admitted into one of the 11 licensed detention centers in the state.



# Program Details

---

## **Residential Services | \$25,584,030**

The Residential Placement Support Division administers the OJA secure care rehabilitative residential treatment facilities. The Central Oklahoma Juvenile Center in Tecumseh provides residential care and treatment for young people who have been adjudicated as youthful offenders or delinquents.

OJA operates the Oklahoma Youth Academy Charter School (OYACS) within both secure care facilities. OYACS provides an individualized education, encompassing academic, social, emotional and employment skills, to highly challenged youth in a nontraditional setting. OYACS teachers and staff encourage self-worth and determination in a supportive atmosphere to assist young people in realizing their true potential.

## **Office of Juvenile Justice Delinquency Prevention | \$1,627,314**

The OJA administers federally-funded Juvenile Justice Delinquency Prevention Formula grants and assists communities in funding and developing juvenile delinquency prevention programs. Major goals include funding approximately 12 evidence-based delinquency prevention programs statewide and reducing the number of youth entering the juvenile justice system.

## **Capital Outlay | \$17,962,309**

The Next Generation facility, which combined the Central Oklahoma Juvenile Center in Tecumseh and the Southwest Oklahoma Juvenile Center in Manitou, into one facility in Tecumseh. It is designed to be completed in three phases. Phase one consisted of the construction of the intake building and cottages one, five, six, and seven. Phase one was completed Aug. 15, 2021. Phase two consisted of the construction of cottages two, three, and four. The final cottage in phase two was completed on June 24, 2023. Phase three consists of replacing the cafeteria and warehouse and upgrading other existing structures and is planned to be complete in 2024.





# Program Details

---

## **Community-Based Youth Services | \$29,591,367**

Community-Based Youth Services (CBYS) administers contracts with 37 not-for-profit youth service agencies located throughout the state to provide prevention and intervention services to young people and their families. Services must be designed to meet the individual needs within each community.

Local youth service agencies provide treatment services to youth at risk of delinquency or who are involved in the juvenile justice system. Youth service agencies focus on making communities safer by improving long-term outcomes. Services include:

- Emergency shelter beds.
- First time offender programs.
- Crisis intervention.
- Individual, family and group counseling.
- Prevention and substance abuse support groups.
- Transitional living programs.
- Tutoring and mentoring.
- School-based programming.

CBYS is responsible for ensuring that the youth service agencies deliver evidence-based, compliant, and equitable programs within the community. CBYS staff provide technical assistance, support and oversight to ensure Oklahoma's most vulnerable youth receive the services they need to become successful members of their communities.



## AGENCY ACCOMPLISHMENTS

- Created workforce development services to remove barriers for successful re-entry of youth into the community.
- Completed Phase II construction of the Next Generation facility residential cottages to improve safety, security, treatment and living environment for youth. All residents are now housed in the new facilities. Phase III construction has been initiated.
- Implemented incentives to attract critical positions that are difficult to retain.
- Promoted fifteen Hope Navigators and conducted Hope training with all staff.
- Implemented Functional Family Therapy and Dialectical Behavioral Therapy at the Central Oklahoma Juvenile Center. This evidence-based treatment serves the whole family and has been shown to successfully lower recidivism and increase community safety.

## AGENCY GOALS

- Replace two decommissioned cottages with multi-purpose buildings at the Next Generation facility.
- Increase percentage of youth completing First Time Offender Program curriculum from 79% to 90% in FY 2024.
- Increase the number of group homes and secure care youth enrolled in career preparations services by 30%.
- Increase the number of youth attendees of life skills classes by 10% each year until reaching program capacity, to over 60,000 attendees in FY 2029.
- Recruit Specialized Group and Community Homes to replace underperforming programs.
- Increase percentage of youth deferred or diverted from deeper involvement in the juvenile justice system from 31% in FY 2023 to 50% in FY 2029.
- Develop strategy to recruit, retain, and develop high-performing direct-care and support staff.





**OKLAHOMA**  
Department  
of Labor

## Leslie Osborn Labor Commissioner



The **Oklahoma Department of Labor (ODOL)** is responsible for fostering, promoting, and developing the welfare of Oklahoma wage earners, for improving their working conditions, and for advancing opportunities for profitable employment by carrying into effect all laws in relation to labor assigned to the agency (Oklahoma Constitution Article 6, § 20; 40 O.S. § 1(B)).

Founded in **1907**, this agency now encompasses the following programs:

- Administration.
- Employment Standards Division.
- Safety Standards Division.
- Occupational Safety and Health Administration (OSHA) Consultation.
- Public Occupational Safety and Health (PEOSH).
- Asbestos Abatement.
- Licensing.

# Agency Vision, Mission and Core Values

## **Vision:**

Provide professional guidance and services, supported by education and training. Services include the necessary relief, regulation, and resolution for employees, employers, and the public. Provide consultation, regulation, enforcement, and education information for employers, generating opportunities for everyone to work in an environment that is fair, equitable, healthy, and safe. Every citizen served is treated fairly with personal attention.

## **Mission:**

Ensure a safe, fair and healthy Oklahoma by providing responsive, ethical, and effective service for employers and employees; administering fair and consistent rules and regulations; and encouraging safety and training.

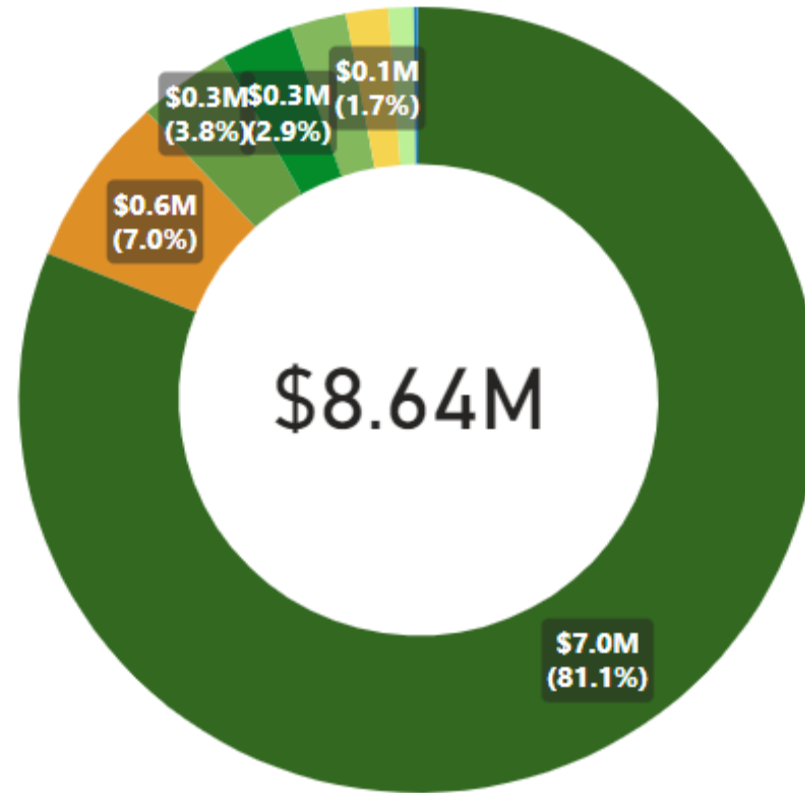
## **Core Values:**

Work in harmony, being respectful of others, in an open and honest manner. Employees are loyal to the agency mission while performing a duty to serve the public. ODOL employees are good stewards of public trust, with integrity as the cornerstone of public service.



# Department of Labor FY 2023 Expenditures

Expense Group	Sum of Amount
Personnel	\$7,002,826
Buildings & Facilities	\$606,880
Professional Services	\$325,654
IT	\$253,367
General Administration	\$197,092
Fleet	\$147,332
Travel	\$88,645
Pass-throughs	\$14,256
Other	\$1,421
<b>Total</b>	<b>\$8,637,472</b>



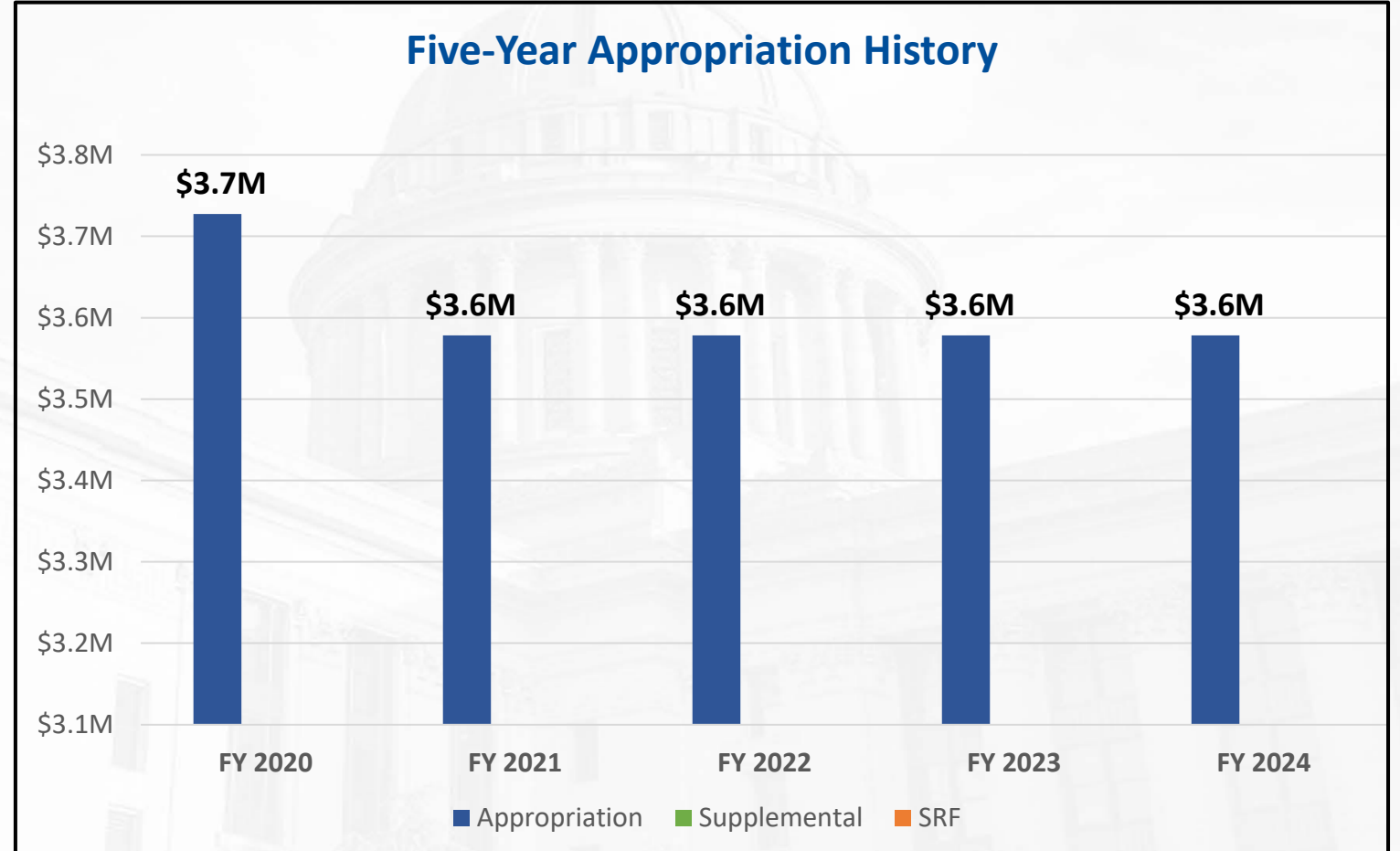
- Expense Group**
- Personnel
  - Buildings & Facilities
  - Professional Services
  - IT
  - General Administration
  - Fleet
  - Travel
  - Pass-throughs
  - Other

Operating	Grants & Pass-Throughs
● Personnel	● Medicaid
● Professional Services	● Assistance Payments
● General Administration	● Pass-throughs
● IT	● Program Reimbursements
● Travel	
Capital	Other
● Buildings & Facilities	● Other
● Highways & Bridges	● Statewide Medical Claims
● Debt Service	
● Fleet	

Note: Data obtained on 1.03.24.

# Appropriation History

Fiscal Year	Legislated Appropriation (\$) (Includes supplementals and SRF/ARPA.)
FY 2020	\$3,727,305
FY 2021	\$3,578,213
FY 2022	\$3,578,213
FY 2023	\$3,578,213
FY 2024	\$3,578,213



*Note: Appropriation amounts do not include the annual transfer of \$1 million to the Department of Labor from the Multiple Injury Trust Fund as authorized by 85A O.S. § 31 (OSCN 2021).*

# Programs and FY 2024 Budget Summary

Program Name	Brief Description of Program	FY 2024 Budget	# Served by Program
Asbestos Abatement	Ensures asbestos abatement is accomplished in a safe manner in both public and private sectors. License all asbestos workers and contractors.	\$426,313	All citizens are clients. In the last five years 629 inspections performed with 12,335 licenses issued.
OSHA Consultation Division	This voluntary, non-punitive, confidential program helps small and medium-sized, high-hazard, private sector businesses to identify and remedy workplace hazards, preventing potential injuries and illnesses, and avoiding federal OSHA fines.	\$1,378,469	26,024 employees (direct), 174,252 employees (indirect).
Public Employee Occupational Safety and Health (PEOSH)	Provides free consultation services to help ensure public employers, including state agencies, cities, counties, and public schools, provide safe, healthful workplaces.	\$539,124	5,545 facilities with over 244,968 employees.
Child Labor	Enforces child labor standards for minimum age, hours and times, mandatory breaks, and prohibited occupations for minors; monitors and assists the work permit process.	\$103,580	87 violations involving 65 working children, 1,546 work permits issued and reviewed.
Statistical Research	Performs statistical research on occupational safety and health injuries, illnesses, and deaths in both private and public entities.	\$234,298	State agencies, local and city governments and any private, public or federal employer where a workplace fatality, injury or illness occurs.
Employment Standards Division	Assists Oklahoma workers in recovering earned and due wages and workplace benefits that have not been paid, are underpaid, or were not paid in a timely manner. Provides guidance to Oklahoma employers and workforce.	\$532,378	518 wage claims processed (direct), ~5460 clients wage assistance (indirect).
Alarm and Locksmith Program	Regulates locksmiths, closed circuit televisions, access controls, burglar alarms, fire alarms, fire sprinklers, and nurse calls to protect public safety and welfare.	\$424,384	1,156 consultations, 84 complaints served.



*Note: Budget amounts include revisions as of 12.01.23.*

# Programs and FY 2024 Budget Summary

Program Name	Brief Description of Program	FY 2024 Budget	# Served by Program
Elevator Program	Ensures the permitting and safe installation, operation, service and repair of all eligible elevators and escalators in the state except those within Oklahoma City.	\$928,414	6,000+ inspections of businesses and residences, 4,600 certificates of operation.
Amusement Ride Program	Provides rules and regulations for the safe installation, repair, maintenance, use, operation and inspection of all amusement rides necessary for the protection of the public.	\$639,547	230 companies and operators.
Boiler Program and Welders Act Program	Provides rules and regulations for the safe construction, installation, inspection, operation, maintenance and repair of boilers and pressure vessels. The Welders Act program issues new and renewal welder licenses, weld inspector licenses, and weld test facility licenses.	\$1,407,903	Inspected ~16,000 vessels, serving over 250 companies/facilities.
Alternative Fuels	Provides rules and regulations for the licensing and inspection of all facilities and equipment used in the powering of vehicles by alternative fuels such as compressed natural gas (CNG), hydrogen, electricity, and other materials derived from biological materials.	\$389,706	Issued 399 licenses.
Licensing Division	Processes all applications for licenses and certificates issued by programs within ODOL, tracks associated fees and deposits all funds received.	\$552,927	Issued 14,676 licenses.
General Operations/ Administration, Public Outreach, Office of General Counsel	Supports the agency in integrating and improving technology, enhancing current programs and resources, and creating more efficient and economical business practices. Directly supports the efforts of all ODOL programs and divisions.	\$1,457,611	All divisions of the agency.
Information Technology	Supports information systems for the agency.	\$454,865	All divisions of the agency.



*Note: Budget amounts include revisions as of 12.01.23.*



# Program Details

---

## Department of Labor | FY 2024 Budget | \$9,469,519

### Asbestos Abatement | \$426,313

The Asbestos Abatement program is responsible for ensuring asbestos abatement is accomplished in a safe manner in both public and private sectors. Asbestos Abatement licenses asbestos workers, supervisors, management planners, inspectors, project designers, and contractors. Each asbestos abatement project must submit a project design for review by the Asbestos Abatement division. Upon approval of the project design, asbestos inspectors inspect the abatement project for compliance with the project design and inspect the site a minimum of three times while asbestos is being removed.

The Asbestos Abatement division cooperates with the Environmental Protection Agency (EPA) to audit public and private schools to ensure compliance with the Asbestos Hazards Emergency Response Act (AHERA). The Asbestos Abatement division is funded through a cooperative agreement with the EPA, which provides funding for asbestos inspectors to audit school facilities, assuring that all asbestos within the buildings is contained, thereby protecting students and staff from asbestos hazards. The EPA grant requires a 25% match of state funds.

### OSHA Consultation Division | \$1,378,469

The Occupational Safety and Health Administration Consultation division provides free consultation services to Oklahoma's private sector businesses. This voluntary, non-punitive, and confidential program is designed to assist small and medium-sized (i.e., 500 or fewer employees), high-hazard employers in preventing injuries and illnesses. Hazardous conditions and practices are identified and addressed without the costs of involving federal OSHA.

Although the program is primarily focused on assisting small and medium-sized businesses, all employers are welcome to take advantage of OSHA consultation services. Employers must request this service and invite the consultation service into their workplace.



# Program Details

---

## Public Employee Occupational Safety and Health (PEOSH) | \$539,124

Public employers, including state agencies, cities, counties, and public schools, are mandated by law to provide safe, healthful workplaces. PEOSH helps ensure these employers fulfill that responsibility. Compliance with safety and health regulations and effective safety and health programs reduces fatalities, occupational injuries and illnesses, and worker compensation costs. Oklahoma is among seven states that take responsibility for enforcing its public sector workforce safety and health standards. As such, federal mandates of a state plan were not levied against the state, allowing Oklahoma to manage public sector safety and health programs as the state wishes. Without the PEOSH program, federal OSHA would enforce public sector workforce standards, and federal fines would result in a net loss of state revenues and resources.

PEOSH also conducts safety and health investigations addressing the following:

- Workers killed in the workplace.
- Five or more employees sickened or hospitalized through a common event.
- Employer incident/illness rates above the state average.
- Employee complaints.
- Consultations and outreach activities (provides a resource for public sector employers, ensuring they have the tools to comply with safety and health standards and rules).
- State-driven rulemaking.

The net benefit of the PEOSH program has been to increase overall state productivity by reducing employee injuries and illness through outreach, consultation services, training, and enforcement. State workers, local firefighters, law enforcement, schools, and all other public servants in the state have seen a benefit to their working conditions. Better working conditions translate to lower attrition rates, which leads to lower expenses to train or retrain workers.



# Program Details

---

## **Child Labor | \$103,580**

The Child Labor Unit seeks to ensure Oklahoma employers are aware of state child labor laws for minors between the ages of 14-16 and are following federal child labor laws for minors between the ages of 16-18 through educational outreach, state enforcement efforts, and collaboration with the U.S. Department of Labor. The Child Labor Unit enforces minimum age restrictions, the work permit process, hours and times standards, mandatory breaks, and prohibited occupations for minors.

## **Statistical Research | \$234,298**

Statistical Research conducts the Census of Fatal Occupational Injuries and the Public Sector Occupational Safety and Health Survey. State and federal OSHA programs use data to improve program efficiency and increase safety and health for Oklahoma workers. Surveys comparing information between public entities reduce duplication of efforts among agencies. Safety inspections are targeted using public sector data to best deploy the state's limited resources and gain the greatest statewide benefits. The PEOSH Statistical Research Unit's clients include all public sector employers across the state, and it serves as the data collection arm of PEOSH.

## **Employment Standards Division | \$532,378**

The Employment Standards Division assists Oklahoma workers in recovering earned and due wages and workplace benefits that have not been paid, are underpaid, or not paid in a timely manner. Labor compliance officers investigate the validity of filed wage claims and issue legal determination regarding compensation properly earned and due workers including, but not necessarily limited to salaries, commissions, holiday and vacation pay, overtime pay in accordance with federal guidelines, severance or dismissal pay, and bonuses. The division serves the state by alleviating demands that might otherwise be placed on the state's judicial system by wage or child labor disputes litigated in district court.



# Program Details

---

## **Alarm and Locksmith Program | \$424,384**

The Alarm, Locksmith, and Fire Sprinkler program licenses several different disciplines within the alarm and locksmith industry including monitoring, burglar alarm, fire alarm, fire sprinkler, locksmithing, access control, closed circuit television, and nurse call. The program seeks to ensure that companies and individuals are licensed as required and comply with applicable industry rules. The Alarm, Locksmith, and Fire Sprinkler Advisory Committee assists the Commissioner of Labor in establishing rules and regulations for the licensure and practice of professionals engaged in the alarm and locksmith industry. Staff investigate complaints, conduct sting operations, and perform job site inspections to verify licensed individuals are performing their duties according to standards.

## **Elevator Program | \$928,414**

The Elevator/Escalator program works to ensure the permitting and safe installation, operation, service, and repair of all eligible elevators and escalators in the state except those within Oklahoma City. Inspectors are responsible for annual, biennial, or triennial inspections of over 6,200 registered elevators, depending on the requirements for the specific type of system. Elevator inspectors must be licensed, pass national standards evaluations, and obtain continuing education unit credits. The program conducts an annual summit that informs industry members of changes to statutes and rules as well as industry trends and safety concerns.

## **Amusement Ride Program | \$639,547**

The Amusement Ride program serves owners/operators of permanent and temporary amusement ride attractions, which include water parks, permanent parks, carnivals, zip lines, ropes courses, and inflatables. This program serves the general public by ensuring that all rides are registered, insured, inspected, and safe for operation. ODOL maintains an online directory of amusement show companies registered with the state. This program hosts an annual educational summit to share accomplishments, best practices, rule/law changes, and other vital information with ride owners/operators. Amusement ride inspectors cross-train with the elevator program to assist with inspections during lulls in their schedule.



# Program Details

---

## **Boiler Program, Welders Act Program | \$1,407,903**

The Boiler and Pressure Vessel program works to ensure the safe installation, operation, service, and repair of boilers, pressure vessels, hot water supplies, and carbon dioxide storage vessels, as well as weld test facilities. There are approximately 47,500 pressure vessels, including hot water heaters, in service in Oklahoma. This program is responsible for registering and inspecting pressure vessels and conducting safety inspections on steam engines and other implements. Staff conducts an annual summit to inform industry of safety requirements and changes in rules and law. Inspectors undergo rigorous training courses covering national codes and guidelines in order to protect public safety within the boiler industry. The Welder program issues new and renewal welder licenses, weld inspector licenses, and weld test facility licenses.

## **Alternative Fuels | \$389,706**

The Alternative Fuels program serves contractors, owners, and the general public when dealing with compressed natural gas, electrical vehicles, liquid natural gas, and hydrogen vehicles or modes of transportation. Alternative fuel inspectors examine compressed natural gas stations, calibrate pumps, inspect pressure vessels at public fueling stations, and complete permit reviews on new station installations. Inspectors cross-train with the Boiler and Pressure Vessel program and inspect those types of equipment in addition to their regular duties. Alternative Fuels staff promote public safety by working with the owners, contractors, and general public; and shaping legislative policies and procedures as alternative fuels needs expand with new technology. There are approximately 95 alternative fuels stations and 180 dispensers of compressed natural gas in the state.



# Program Details

---

## Licensing Division | \$552,927

Licensing oversees the licensure, registration, and regulation of 51 distinct occupational licenses throughout the state by:

- Evaluating applicant experience and education.
- Issuing, renewing, and upgrading licenses.
- Distributing licensing news and renewal notices.
- Initiating criminal history checks.

Under the ODOL licensure system, Oklahoma statutorily defines the tasks and function or scope of practice of a profession and determines what tasks may be legally performed by licensees. Licensure helps mitigate potentially harmful health and safety risks to the public. One effect of this process is that the public is served whether it is aware of these licensing programs or not. The establishment of a go/no-go system of licensure creates a finite pool of qualified individuals that can be more easily policed with fewer compliance inspectors. ODOL protects the health, safety and welfare of all Oklahomans by assuring that licensees have met a standard of expertise.

Accounts Receivable is a subdivision of the Licensing Division in which all fiscal instruments received by ODOL are logged, date-stamped, scanned, and posted. Accounts Receivable staff are responsible for compiling and submitting daily deposits, initiating refunds and reimbursements, and resolving customer billing and non-sufficient fund issues.



## AGENCY ACCOMPLISHMENTS

- Reduced the State's Injury Incident Rate from 4.05 in FY 2022 to 3.85 in FY 2023.
- Awarded employees unpaid wages and benefits in excess of \$1 million and damages of over \$600,000 from employers who failed to comply with Oklahoma's Protection of Labor Act and the federal Fair Labor Standards Act.
- Saved Oklahoma employers more than \$20 million in potential federal OSHA fines through the identification and recommended remediation of 1,644 workplace hazards that placed 71,905 Oklahoma employees at risk.
- Protected children by issuing 87 violations involving 65 working children; educated on child labor with 18 presentations made; and reviewed and issued 1,546 work permits.
- Partnered with the Oklahoma Safety Council to reach schools and educate students on workplace safety and child labor laws.

## AGENCY GOALS

- Protect the health and safety of Oklahoma employees and employers.
- Provide free, confidential OSHA consultation services to employers to help remove employees from potential workplace hazards. Reduce Oklahoma Public Sector workplace injury incident rate in FY 2024 to 3.46%.
- Implement the Thentia online licensure platform and integrate the platform with the agency website, with 100% of the transition completed by FY 2024.
- Reduce the processing time for licensure applications to five business days for 95% of applications.
- Perform timely and complete inspections on all applicable elevators and conveyances, boilers and pressure vessels within 90 days of due date.
- Respond to all requests for inspections within 72 hours.
- Ensure employed Oklahoma minors are safe at work by completing investigations or compliance checks within 30 days.





**OKLAHOMA**  
**Mental Health &  
Substance Abuse**

## Allie Friesen Commissioner



The **Oklahoma Department of Mental Health and Substance Abuse Services** serves as the state's safety net mental health and substance use treatment services system. Founded in **1953**, this agency now encompasses the following divisions and services:

- Treatment Beds:
  - Inpatient psychiatric hospital services.
  - Community-based structured crisis care.
  - Residential substance abuse treatment.
- Community-Based Treatment and Recovery Services:
  - Certified community behavioral health clinics.
  - Child mental health.
  - Individual Placement and Support.
  - Comprehensive Community Addiction Recovery Clinics.
  - Opiate treatment programs.
  - Criminal justice diversion programs.
- Prevention Services:
  - Suicide prevention and mental health promotion.
  - Opioid overdose prevention.
  - Screening, brief intervention, and referral to treatment.



# Agency Vision, Mission and Core Values

## **Vision:**

Provide services that promote productive lifestyles and set the national standard for prevention, treatment, and recovery for those impacted by mental illnesses and substance use disorders, helping restore overall well-being to communities and families.

## **Mission:**

Promote healthy communities and provide the highest quality care to enhance the well-being of Oklahomans.

**Core Values:** I CARE: Integrity, Compassion, Accountability, Respect, Excellence.

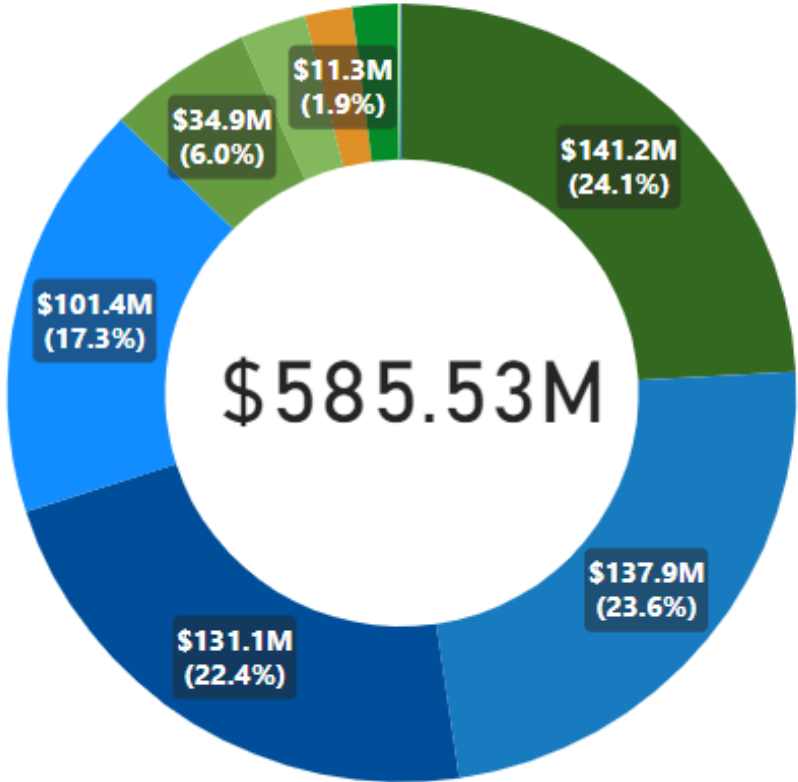
- Integrity – Treat others as they wish to be treated and always do the right thing.
- Compassion – Recognize the courage it takes to seek help for mental illness and addiction, and provide constant, respectful support for those on the journey to recovery.
- Respect – Treat consumers, stakeholders, and fellow employees with dignity and respect, and provide the best services to our community.
- Excellence – Help people, reunite families, and build better communities. Provide meaningful service to our consumers, colleagues, and our communities by building excellent services together.



# Mental Health and Substance Abuse Services

## FY 2023 Expenditures

Expense Group	Sum of Amount
Personnel	\$141,226,831
Pass-throughs	\$137,914,988
Medicaid	\$131,143,007
Assistance Payments	\$101,395,331
Professional Services	\$34,864,993
General Administration	\$15,831,090
Buildings & Facilities	\$11,317,792
IT	\$10,891,819
Travel	\$445,163
Program Reimbursements	\$220,493
Fleet	\$187,584
Other	\$92,025
<b>Total</b>	<b>\$585,531,116</b>



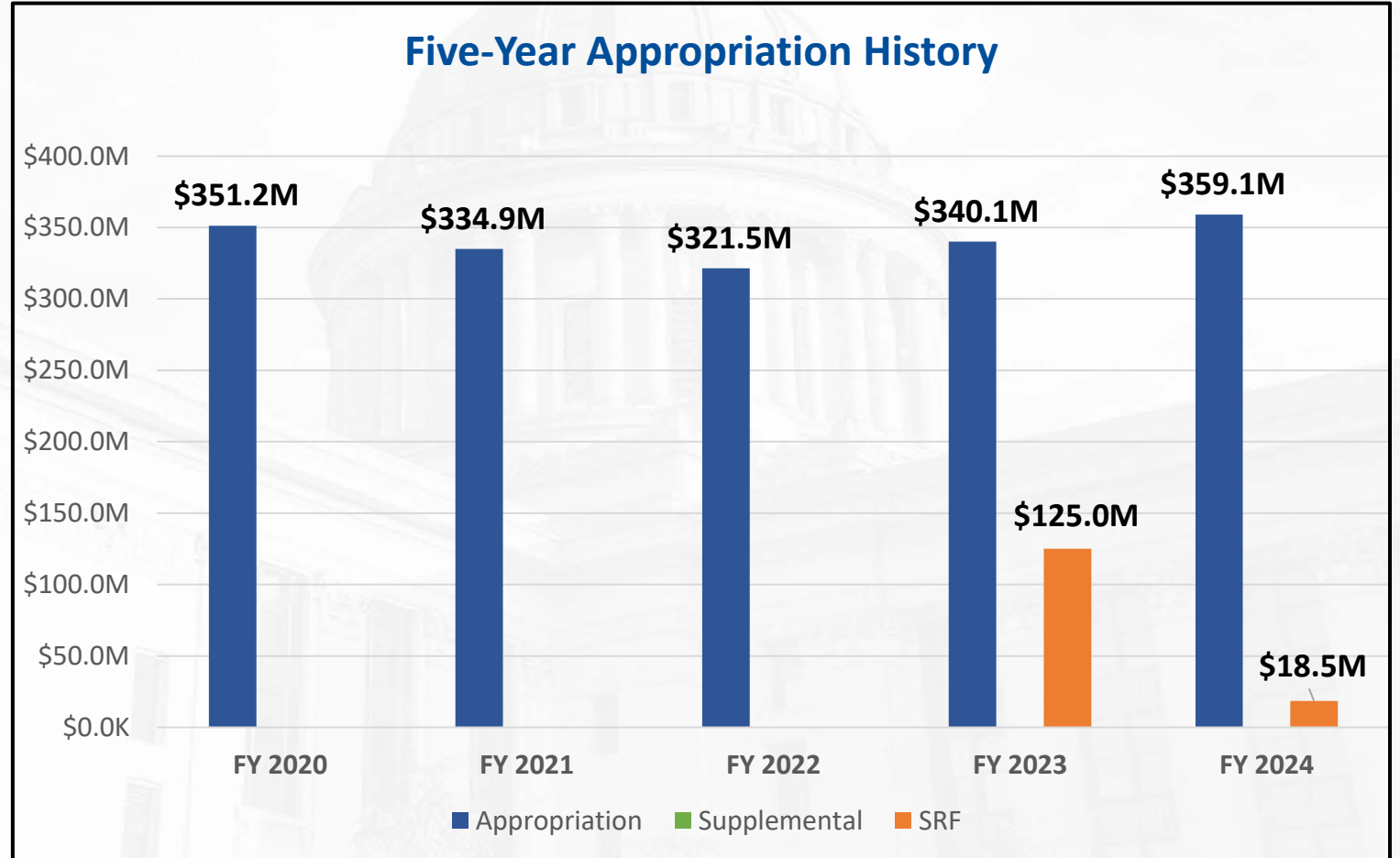
- Expense Group**
- Personnel
  - Pass-throughs
  - Medicaid
  - Assistance Payments
  - Professional Services
  - General Administration
  - Buildings & Facilities
  - IT
  - Travel
  - Program Reimbursements
  - Fleet
  - Other

Operating	Grants & Pass-Throughs
● Personnel	● Medicaid
● Professional Services	● Assistance Payments
● General Administration	● Pass-throughs
● IT	● Program Reimbursements
● Travel	
Capital	Other
● Buildings & Facilities	● Other
● Highways & Bridges	● Statewide Medical Claims
● Debt Service	
● Fleet	

Note: Data obtained on 1.03.24. Excludes fiduciary expenditures.

# Appropriation History

Fiscal Year	Legislated Appropriation (\$) <i>(includes supplementals and SRF/ARPA)</i>
FY 2020	\$351,218,376
FY 2021	\$334,915,240
FY 2022	\$321,489,597
FY 2023	\$465,077,785
FY 2024	\$377,525,031



Note: Includes Statewide Recovery Fund (ARPA) appropriations.

# Programs and FY 2024 Budget Summary

Program Name	Brief Description of Program	FY 2024 Budget	# Served by Program
Community-Based Treatment and Recovery Services	Provide community-based services to adults, children and families who are experiencing mental health and addiction issues while remaining in their homes and communities.	\$394,805,107	213,186 Oklahomans.
Treatment Beds	Provide inpatient mental health or residential substance use treatment services which include stabilization, medication, individualized therapy plans, and social or independent living skill training.	\$325,107,933	6,976 Oklahomans.
Prevention Services	Promote prevention initiatives through direct program implementation/interaction, community outreach and information dissemination focused on universal populations prior to the onset or at risk for mental, emotional or behavioral disorders.	\$16,510,110	All Oklahomans.
Administration	Provide administration, direction, planning and technical assistance to provider facilities.	\$12,776,952	This division serves the program divisions which, in turn, serve all Oklahomans.
Data Processing	Technology solutions and support to agency.	\$16,638,445	This division serves the program divisions which, in turn, serve all Oklahomans.



*Note: Budget amounts include revisions as of 12.01.23.*

# Program Details

---

## Department of Mental Health and Substance Abuse Services | FY 2024 Budget | \$765,838,547

### Community-Based Treatment and Recovery Services | \$394,805,107 (continued on next page)

#### Certified Community Behavioral Health Center

CCBHC is a comprehensive treatment model reimbursed based on deliverables and expected outcomes, which is vastly different when compared to the current Community Mental Health Center model based on traditional fee-for-service scenarios. Data analysis confirms that when comparing the CCBHC and CMHC models, Oklahoma has a net savings of over \$2 million annually. These savings are achieved primarily through a reduction in crisis intervention and psychiatric inpatient hospitalization claims. The enhanced capacity of the CCBHC allows the treatment provider network to better meet the needs of Oklahomans on an outpatient basis, realizing a significant decrease in use of higher, more costly levels of care.

#### Individual Placement and Supports

IPS is the standard evidence-based supported employment and education model. The IPS model maintains the belief that the best way to support self-sufficiency for individuals experiencing mental health and addiction disorders is to reinforce rapid entry into the competitive labor market integrated with supportive services as soon as the person is ready. Since its adoption in Oklahoma, IPS has expanded to 29 other counties across the state of Oklahoma.



# Program Details

---

## **Community-Based Treatment and Recovery Services | \$394,805,107 (continued on next page)**

### **Programs of Assertive Community Treatment (PACT)**

PACT is an effective, evidence-based service delivery model providing intensive, outreach-oriented mental health services for people with the most severe mental illnesses. Using a 24/7 team approach, PACT delivers comprehensive community treatment, rehabilitation and support services to consumers in their homes, at work, and in community settings. Building community supports such as PACT and other intensive levels of care allows an individual, who otherwise may be subjected to multiple hospital visits, or jail, the ability to address the demands of their illness while remaining in the community.

The program is intended to assist clients with basic needs, increase compliance with medication regimens, address any co-occurring substance abuse, and help clients train for and find employment to improve their ability to live independently. Currently, there are 11 PACT teams statewide. With PACT assistance, participants see a reduction in inpatient care days (as much as a 71% decrease) and the number of days an individual spends in jail (as much as a 93.5% decrease).

### **Children and Transition Age Youth Services**

Youth with mental illness have an increased risk of experiencing psychiatric symptoms in transition age years due to the stressors that arise from the transition from home, school, friends, and jobs. First-break psychosis episodes are often seen at this age, and specialized programs to address the specific needs are necessary for youth to develop into thriving adults. These evidence-based programs are critical in ensuring a healthy transition into independence and a healthy life.



# Program Details

---

## Community-Based Treatment and Recovery Services | \$394,805,107 (continued on next page)

### **Gambling Addiction Treatment**

As Oklahoma's number of casinos has grown, so has the number of persons with gambling addiction issues. This program screens and treats persons with gambling disorders.

### **Outpatient Addiction Treatment**

The outpatient component of the substance abuse treatment system offers evaluation and assessment of addiction issues, outpatient detoxification, therapies for multiple types of addiction, rehabilitative services, assistance with housing and employment, and linkage to benefits.

### **Criminal Justice Diversion Programs**

ODMHSAS-certified treatment providers conduct screenings to determine a felony offender's risk to reoffend as well as to identify substance use and mental health treatment needs. Using these validated screening instruments, referral recommendations are made for prison-alternative sentences that best meet the offender's needs and increase the likelihood of successful prison diversion. By serving as central screening hubs, county jail-based screenings save diversion program resources and avoid duplicative assessment processes.

Offender screening has reduced the average time an offender spends awaiting sentencing by 78 days, resulting in \$29.6 million in jail day savings. ODMHSAS has made offender screening available to all counties statewide. Counties that have not utilized offender screening in the past experienced an increase in the percentage of nonviolent prison receptions that was approximately twice that of counties that were using offender screening. To date, approximately 56,482 screenings have been completed and 51,148 final dispositions recorded. Over 82% of those screened were diverted and did not go to prison.



# Program Details

---

## Community-Based Treatment and Recovery Services | \$394,805,107

### Systems of Care

Oklahoma Systems of Care (OKSOC) provides services to children, youth, and young adults experiencing serious emotional disturbance. State and federal financing and the active sponsorship of ODMHSAS have helped OKSOC expand across the state. OKSOC provides infrastructure, training, and technical assistance and staff professional development.

An integrated team delivers care that comprehensively addresses physical, mental health, and substance use disorder treatment needs with a goal to ensure access to appropriate services, improve health outcomes, reduce preventable hospitalizations and emergency room visits, and avoid unnecessary care. The OKSOC is nationally recognized and serves more than 15,000 youth and their families across the state annually.

Oklahomans receiving services through OKSOC show decreases in school suspensions and detentions, contacts with law enforcement, self-harm and suicide attempts, problem behaviors, and clinically significant improvement in functioning. Over 70% of the youth coming into OKSOC who are diagnosed as clinically impaired show significant improvement within six months. Also included in this category is the Children's Crisis Stabilization and Mobile response program, which provides rapid, community-based mobile crisis intervention services for children, youth, and young adults up to age 25 who are experiencing behavioral health or psychiatric crises.





# Program Details

---

## Treatment Beds | \$325,107,933

### **Inpatient Psychiatric Hospital Services**

Inpatient psychiatric care is treatment delivered in specialized psychiatric treatment settings for persons who require 24-hour medical supervision and need active treatment due to a mental illness. Evaluation, rapid stabilization and treatment of acute symptoms, and risk factors are included as part of the treatment. Persons receiving these services are primarily those deemed to be a danger to themselves or others. This level of care also includes forensic services, such as not-guilty-by-reason-of-mental-illness and treat-to-competency cases.

### **Community-Based Structured Crisis Care**

Crisis stabilization consists of emergency psychiatric and substance abuse services for the resolution of crisis situations provided in a behavioral health care setting. Crisis stabilization includes a protective environment, basic supportive care, pharmacological treatment, detoxification, medical assessment and treatment, and referral services. Crisis stabilization most often involves persons needing emergency detention, and, frequently, individuals being transported by law enforcement.

### **Residential Substance Abuse Detoxification and Treatment**

This program provides detoxification and treatment for severe substance use disorders in a residential, live-in setting which provides a 24/7 professionally directed therapeutic regimen. This service offers intensive, individualized treatment adhering to American Society of Addiction Medicine guidelines. Consumers must participate in services designed to support recovery from severe substance use disorders in addition to learning life skills, recreation, and mutual support group involvement. In addition, ODMHSAS supports transitional community services to ensure those that have received care in our highest levels have successful integration into a life in the community and continue their recovery.



# Program Details

---

## **Prevention Services | \$16,510,110 (continued on next page)**

### **Screening, Brief Intervention, and Referral to Treatment (SBIRT)**

SBIRT is an effective, evidence-based approach to early intervention to treat individuals with or at risk of developing a substance use disorder. SBIRT can take place in any health care setting, with screening providing a quick assessment of the severity of substance use and identifying the appropriate level of care. This brief intervention allows providers to increase the individual's knowledge of the impact of substance use, providing motivation toward behavioral change with the referral, and providing access to necessary specialty care and treatment.

### **Alcohol, Tobacco, and Other Drug Use Prevention**

ODMHSAS contracts with a network of local nonprofit, university, and tribal organizations to deliver prevention services based on community needs. The prevention network, called Regional Prevention Coordinators (RPC), partners with existing (or develops new) community coalitions in 17 geographic regions of the state, covering all 77 counties, to identify priority problems related to alcohol and other drug use in the community; develop a prevention plan; and implement prevention services.

The department funds and delivers comprehensive alcohol prevention programming that engages high schools throughout Oklahoma by implementing AlcoholEdu, an online underage drinking prevention course for high school students and their parents and supporting youth leadership chapters. In addition, all RPCs provide Responsible Beverage Sales and Service training in partnership with the Alcoholic Beverage Laws Enforcement (ABLE) Commission at no cost to servers, sellers, and managers of licensed alcohol retail organizations and special event hosts. The department contracts with the ABLE Commission for local law enforcement training, alcohol mobilization support, and enforcement activities in high-need areas.



# Program Details

---

## Prevention Services | \$16,510,110 (continued on next page)

### Opioid Overdose Prevention

ODMHSAS is initiating a comprehensive effort to address the state's opioid crisis, implementing community outreach efforts, community-based prevention, and access to targeted treatment services statewide. A statewide network of community-based treatment providers has expanded access to medication-assisted treatment, specific to addressing opioid addiction. This initiative has involved:

- Media messaging.
- Education.
- Community events and prevention planning.
- Physician education opportunities.
- Partnership with the medical community.
- Distribution of naloxone through pharmacies and treatment locations.
- Training of law enforcement personnel from nearly 300 agencies to administer naloxone.
- Provision of free naloxone kits (over 8,000) for law enforcement agencies.
- Engagement of the state medical schools and broad-based partnership among state government, statewide professional organizations, and a variety of community-based stakeholders.

Due in part to these efforts, the unintentional overdose death rate involving a prescription opioid decreased by 43% from 2007 to 2017. The opioid prescribing rate in Oklahoma decreased by 29% from 2013 to 2017. Oklahoma was 1 of only 10 states to see a decrease in the rate of drug overdose deaths from 2016 to 2017.



# Program Details

---

## Prevention Services | \$16,510,110

### Suicide Prevention and Mental Health Promotion Services

The ODMHSAS Office of Suicide Prevention implements services to reduce the impact of suicide in Oklahoma. Priority populations include (but are not limited to) young people, those receiving health care and mental health care services, and service members. Suicide prevention services include screening and treatment for suicidality, community skills training, anti-stigma education, crisis hotline services, school programs, and post-vention services.

The department coordinates the Mental Health First Aid (MHFA) program which teaches participants how to identify, understand, and respond to signs of mental and substance use disorders. The training teaches skills to reach out and provide initial help and support to someone who may be developing a mental health or substance use problem or experiencing a crisis. MHFA improves the mental health of the individual administering care and the one receiving it, expands knowledge of mental illnesses and their treatments, and increases the services provided to those in need. MHFA is offered for risk identification among veteran, youth, and adult populations.



## AGENCY ACCOMPLISHMENTS

- Launched the largest Naloxone Vending Machine campaign in the United States. Including mailout and partnership programs, distributed over 180,000 Naloxone kits, helping prevent overdose deaths of Oklahomans.
- Provided transportation to over 14,000 Oklahomans experiencing psychiatric crisis through the RideCARE program.
- Launched the crisis continuum, including the 988 Mental Health Lifeline, statewide mobile crisis teams, urgent recovery centers, and crisis centers.
- Announced the creation of two new mental health hospitals in Oklahoma City and Tulsa in partnership with OSU.
- Awarded Oklahoma County “2023 Change Maker” for Treatment Court Success and Graduation Rates.

## AGENCY GOALS

- Become top-ten state in lowest number of suicides.
- Reduce substance abuse over four years by 25%.
- Distribute 100,000 Naloxone and fentanyl test strips to reduce overdose deaths.
- Increase the number of Retailers and Servers accessing ODMHSAS Responsible Beverage Sales and Service (RBSS) on-demand educational training by 2,000 by June 30, 2024.
- Expand criminal justice partnerships, including:
  - Provide opportunities for diversion hubs for jurisdictions to divert individuals from local jails and prisons.
  - Develop an annual court survey to assess unmet behavioral health needs of individuals involved in the criminal justice system.
  - Support the roll out of county-driven justice diversion through targeted appropriations.





**OKLAHOMA**  
**University Hospitals**  
**Authority**



## **Randy Dowell** **Chief Executive Officer**

The **University Hospitals Authority (UHA)** was created to operate the University Hospitals on the Oklahoma Health Center campus in Oklahoma City and ensure the hospitals support the teaching and research missions of the University of Oklahoma.

Founded in **1993**, the agency originally had over 4,000 state employees managing and operating the University Hospitals, Children's Hospital, and associated clinics. Due to 1997 legislation, operations are now managed and governed through a joint operating agreement between the University Hospitals Trust (UHT) and OU Health, an Oklahoma not-for-profit entity.

As part of the joint operating agreement, OU Health is required to provide indigent care (uncompensated Medicaid, charity and Oklahoma Department of Corrections (ODOC) inmate care) in an amount equal to 120% of the subsidy from UHA. Hospital services are provided to corrections inmates free of charge. UHA manages no programs of its own and has zero employees. The CEO serves as an uncompensated member of the board.

UHA serves as a conduit for appropriations for OU Health, OUHSC, OHCA, Hearts for Hearing and the Oklahoma Dental Foundation. UHA is required to submit performance metrics for the contracts it administers. The board reviews these metrics annually.

# Agency Vision, Mission and Core Values

## **Vision:**

Serve as a component of the medical center of Choice for Oklahomans; assist the international competition in niche specialties and support the medical center as a major economic force.

## **Mission:**

Be a catalyst for medical excellence, support medical education and clinical research, and assure the best care available to all Oklahoma citizens regardless of means, while growing essential alliances and maximizing utilization of state and federal resources.

## **Core Values:**

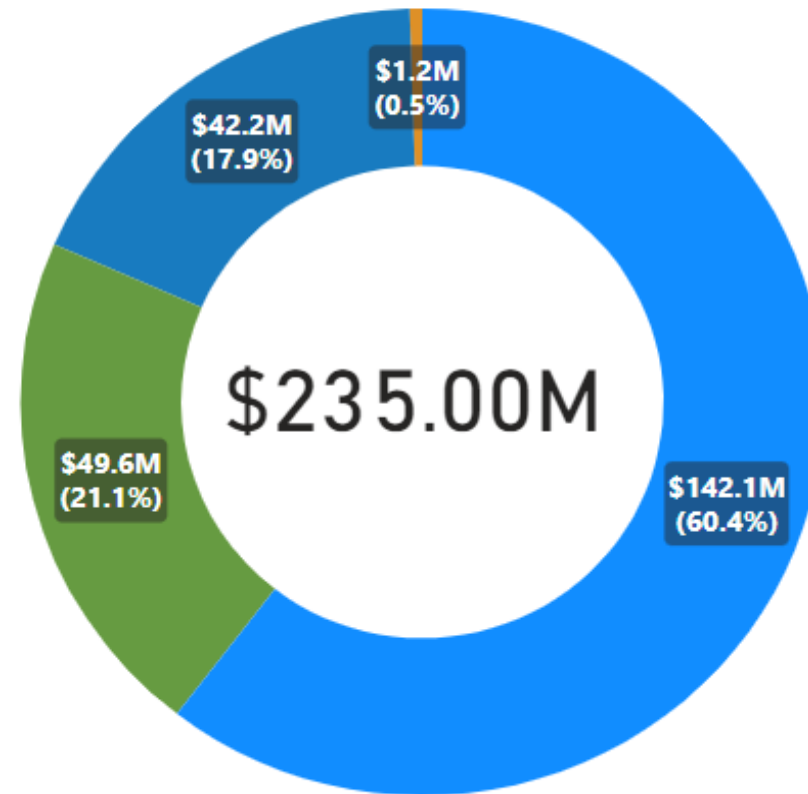
- Delivering quality services in a timely fashion.
- Honesty and complete disclosure.
- Seeking input from our partners and appropriate stakeholders.
- Fostering creativity by rewarding new ideas and encouraging participation.
- Making a difference by investing the time and effort needed to succeed.



# University Hospitals Authority

## FY 2023 Expenditures

Expense Group	Sum of Amount
Assistance Payments	\$142,057,086
Professional Services	\$49,587,646
Pass-throughs	\$42,157,360
Buildings & Facilities	\$1,188,996
General Administration	\$8,922
IT	\$2,447
<b>Total</b>	<b>\$235,002,456</b>



- Expense Group**
- Assistance Payments
  - Professional Services
  - Pass-throughs
  - Buildings & Facilities
  - General Administration
  - IT

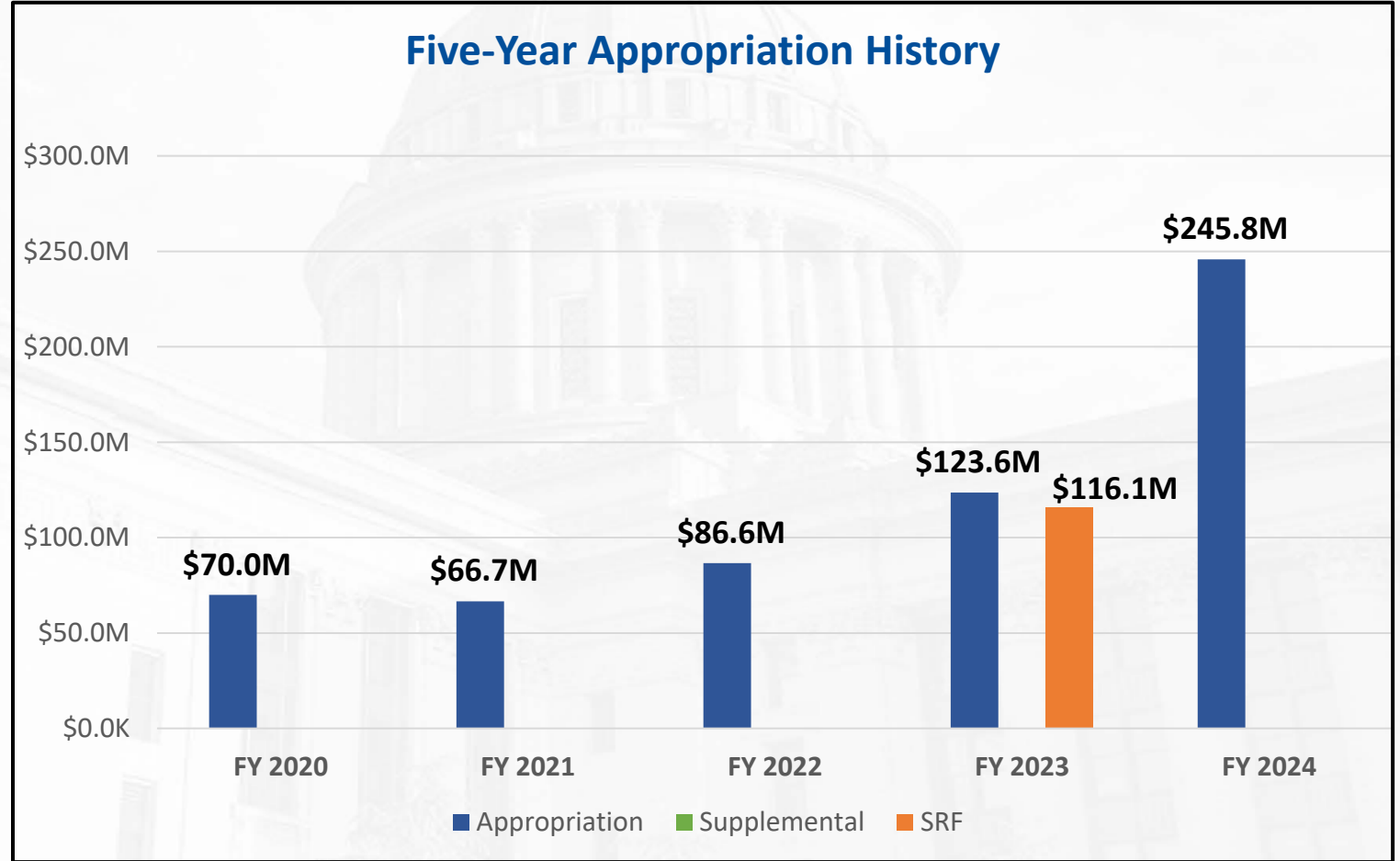
Operating	Grants & Pass-Throughs
Personnel	Medicaid
Professional Services	Assistance Payments
General Administration	Pass-throughs
IT	Program Reimbursements
Travel	
Capital	Other
Buildings & Facilities	Other
Highways & Bridges	Statewide Medical Claims
Debt Service	
Fleet	

Note: Data obtained on 1.03.24.



# Appropriation History

Fiscal Year	Legislated Appropriation (\$) <i>(includes supplementals and SRF/ARPA)</i>
FY 2020	\$69,953,358
FY 2021	\$66,691,554
FY 2022	\$86,591,554
FY 2023	\$239,629,632
FY 2024	\$245,817,437



Note: The FY 2022 appropriation includes \$10 million in pass-through funding for an aerospace defense program at OU Norman.

# Programs and FY 2024 Budget Summary

Program Name	Brief Description of Program	FY 2024 Budget	# Served by Program
Indigent Care	Supplemental payments to OU Health for Department of Corrections inmate care and indigent care provided by Level 1 trauma centers.	\$443,843,805	225,000+ indigent encounters per year.
Indigent Care – OUHSC Services	Reimbursements to OU Health Sciences Center for residency training programs, academic research initiatives, nursing initiative, the Child Study Center, poison control center services, and statewide primary care coordination.	\$68,104,926	Statewide population, via the impact of patient services and physician training.
Higher Education and Research	This program includes money designated for the OU Norman campus for an aerospace defense program, a polytechnic school in northeast Oklahoma, and programs associated with the National Weather Center.	\$50,000,000	Statewide population with the addition of education and research programs.
Indigent Care (ARPA)	This program resulted from SB 3XX awarding federal American Rescue Plan Act (ARPA) funds for four sub-projects including: pediatric behavioral health care, expanding Stephenson Cancer Center treatment options to northeast Oklahoma, development of electronic health records system, and the improvement of dental health through mobile dental units.	\$73,905,834	Statewide population.



*Note: Budget amounts include revisions as of 12.01.23.*

# Programs and FY 2024 Budget Summary

Program Name	Brief Description of Program	FY 2024 Budget	# Served by Program
Indigent Care – OHCA Services	Payments to the Oklahoma Health Care Authority for statewide Medicaid programs for medi-flight, Level 1 trauma, and hospital graduate medical education.	\$4,718,002	Statewide population, via the impact of patient services and physician training.
Indigent Care – Audiology and Speech Pathology Services	Hearts for Hearing contract services for audiology and speech pathology.	\$4,395,867	Averages 1,860+ pediatric patient appointments per month and more than 1,875 babies screened per month.
Indigent Care – Mobile Dental Services	Reimbursement to the Oklahoma Dental Foundation for mobile dental services.	\$75,000	~ 2,140 patients per year.
Administration	Property insurance, fees paid to the Office of Management and Enterprise Services for claims processing, and donations administered for Oklahoma Children’s Hospital.	\$1,576,268	Agency programs.



*Note: Budget amounts include revisions as of 12.01.23.*

# Program Details

---

## University Hospitals Authority | FY 2024 Budget | \$646,619,702

### Indigent Care | \$443,843,805

UHA is required by statute to provide indigent care, defined as Medicaid, self-pay and ODOC inmate care. UHA provides all complex ODOC inmate care including surgery, oncology and deliveries at no cost to ODOC. The agency uses the Teaching Hospital Reimbursement Payment (THRP) program to provide enhanced hospital reimbursement for indigent care provided at the Level 1 trauma hospital. THRP is a Medicaid upper payment limit supplement from the Oklahoma Health Care Authority (OHCA) that is only available to Level 1 trauma centers.

UHA provides the state share for the THRP payment from its appropriations and Level 1 trauma receipts from the Oklahoma State Department of Health. \$6.3 million in appropriated funds will be combined with approximately \$9 million of revolving funds to generate up to \$75 million for this purpose once Medicaid matching funds are received. The exact amount of matching dollars will depend on the ratio of Federal Medical Assistance Percentages (FMAP) approved by the federal government.

In addition to the THRP program, UHA is working to develop a pediatric behavioral health facility and provide support for capital projects like the cardiac catheter lab at the Oklahoma Children's Hospital. Funding for these projects will total almost \$17 million in FY 2023. More than 65% of the patients seen at the Children's Hospital are enrolled in Medicaid. Across the entire OU Health system, the unreimbursed cost of indigent care during FY 2021 was more than \$218 million.

UHA also provides support for smaller programs such as the Child Abuse Assessment Program at Oklahoma Children's Hospital. UHA will provide \$550,000 of salary support in FY 2023 for pediatricians and social workers at Children's Hospital who are dedicated to working with abused children. Over 1,600 children were served by this program last year.



# Program Details

---

## **OUHSC/OU/OUH Services | \$68,104,926**

UHA provides funding to OU and OUHSC for a variety of programs as directed by the Legislature. Those programs include:

**Dean's GME:** This program supports the OUHSC College of Medicine residency program. OUHSC is the largest provider of graduate medical education (GME) in the State of Oklahoma. OUHSC historically trained more than 750 residents at any given time and provides specialty rotations for medical students in other non-OUHSC programs. This program is vital to training the physician workforce for the entire state. Dean's GME is the largest program funded within the OUHSC services category at more than \$40.6 million in FY 2023.

**OUHSC Research Programs:** OUHSC provides a variety of research opportunities that are partially funded by UHA. These programs total more than \$4 million in FY 2023 and encompass a range of medical topics that not only support the teaching and research mission of UHA but may also lead to medical discoveries that will improve care for future generations. In addition, smaller programs such as the Oklahoma Primary Health Care Extension Service are covered through these funds.

**Stephenson Cancer Center Programs:** SCC is the state's only National Cancer Institute-Designated Cancer Center. A critical element of maintaining this designation is the research conducted by SCC. Funding for SCC from UHA will total \$5 million in FY 2023. This funding is expected to support research essential to the SCC mission.

**OUHSC Nursing Program:** In FY 2023, UHA will provide \$1.8 million to the OUHSC College of Nursing to support the continued expansion of the nursing programs. OUHSC has the largest nursing program in the State of Oklahoma and is vital to the efforts underway to expand the nursing workforce across the state.



# Program Details

---

## **OUHSC/OU/OUH Services | \$68,104,926 (continued)**

**Child Study Center (CSC):** UHA provides \$1 million to support the Department of Pediatrics' behavioral health and research studies related to children's issues. CSC serves more than 5,700 children and adolescents per year with more than 35 licensed clinicians at the master's, Ph.D. and M.D. level. In addition, training is provided to hundreds of students, residents, interns, postdoctoral residents and research associates.

**Poison Control Center Services:** The Oklahoma Center for Poison and Drug Information receives \$500,000 to support their mission to provide appropriate information to individuals and guidance to physicians. This group handles more than 2,500 calls per year. In addition to saving lives, these services help ensure that individuals in need have good guidance on selecting the appropriate level of care for their circumstance.



# Program Details

---

## Higher Education and Research | \$50,000,000

UHA provides funding to OU for a variety of programs as directed by the Legislature. Those programs include:

**OU Aerospace and Defense Program:** UHA will pass-through \$10 million in funding in FY 2023 for OU's Aerospace and Defense program. This program is intended to adapt and utilize radar technology for alternative purposes. The project will be in partnership with Tinker Air Force Base.

**OU Polytechnic School:** UHA will pass-through \$10 million in funding in FY 2023 for OU to establish a polytechnic school in northeast Oklahoma. This polytechnic institute will provide bachelor's completion and graduate degree programs focused on innovation and advanced technology. Innovative programs at the institute may include, but may not be limited to, telehealth, autonomous technology, electric vehicles, cybersecurity, advanced manufacturing and software engineering. The institute's main purpose is to meet the changing academic and workforce needs of the Tulsa region and the state.

**OU National Weather Center Program:** UHA will pass-through \$20 million in funding in FY 2023 for OU's project to expand the National Weather Center (NWC) on Norman's University Research Campus. The expansion will involve the creation of an additional 75,600 square feet on four levels. To be located on the north side of the existing NWC structure, the addition will include new laboratories, work areas, office space, and research support space to meet the growing needs for the Lead On, University strategic plan. The expansion will accommodate growth in the School of Meteorology, as well as in sponsored research related to weather, climate, radar, and the National Oceanic and Atmospheric Association (NOAA) Cooperative Institute.



# Program Details

---

## Indigent Care ARPA | \$73,905,834

UHA has been named by the Legislature as a subrecipient of federal ARPA dollars. The projects funded by the Legislature and budgeted by the agency as of Dec. 28, 2022, are as follows:

**Oklahoma Children’s Hospital Behavioral Health Facility Funding:** UHA, in conjunction with UHT, utilizes \$39.4 million in federal ARPA in conjunction with other funding sources to construct a state-of-the-art pediatric behavioral health facility adjacent to Oklahoma Children’s Hospital. This facility will have both inpatient and outpatient capabilities and will be designed to help address some of the most challenging needs for pediatric behavioral health that have been exacerbated by the COVID-19 pandemic.

**Electronic Health Records System Funding:** UHA will work in conjunction with OU Health as a subrecipient to use \$44 million in federal ARPA funds to ensure completion of the ongoing OU Health Electronic Health Records system implementation. The new system will be capable of addressing the needs of patients and providers across the State of Oklahoma to access health records and telehealth opportunities within the OU Health system.

**Stephenson Cancer Center Expansion Funding:** UHA will work in conjunction with SCC to utilize \$20 million in federal ARPA funds to expand access to SCC’s lifesaving access to clinical trials and cutting-edge research to individuals throughout northeast Oklahoma.

**Expansion of Mobile Dental Services:** UHA will work in conjunction with the Oklahoma Dental Foundation as a subrecipient to utilize approximately \$5.2 million in federal ARPA funds to improve dental health throughout Oklahoma through mobile dental units.





# Program Details

---

## **OHCA Services | \$4,718,002**

UHA provides the state share to Oklahoma Health Care Authority for various purposes. Every teaching hospital in the state benefits from the Hospital Graduate Medical Education (GME) program. In addition, UHA provides state share to increase Medicaid reimbursement rates for medi-flight and Level-1 trauma services. 3% of UHA's appropriation will be used for this purpose in FY 2023.

## **Audiology and Speech Pathology Services | \$4,395,867**

The Hearts for Hearing program provides hearing and educational services to children from all 77 Oklahoma counties. It provides services for diagnosis and management of children with significant hearing loss from birth through age 18. It provides the first appropriately fit hearing aids, including remote microphone technology for every newly identified child with significant hearing loss under the age of 10 years 11 months.

Auditory-verbal therapy is provided by speech-language pathologists with specialized skills to babies and children with significant hearing loss at sites in Oklahoma City, Tulsa, and other counties through tele-intervention. The program sees on average more than 1,650 pediatric patients per month and ensures that families do not pay any out-of-pocket expenses for those appointments.

## **Mobile Dental Services | \$75,000**

The Oklahoma Dental Foundation's mobile dental unit provides dental services to those in need across Oklahoma. The service is made possible through a partnership with the OU College of Dentistry. The program provides dental students with the opportunity to perform supervised dental work to individuals in need. During a typical non-COVID-19 year, this program will serve more than 2,000 individuals across the state.



## AGENCY ACCOMPLISHMENTS

- Ensured the continued financial and structural stability of OU Health and OUHSC. State support for indigent care and improved fiscal outcomes resulted in OUH's recent removal from negative watch by bond rating agencies.
- Undertook a campaign to build an advanced pediatric behavioral health facility on the site of the Oklahoma Children's Hospital. The original structure was fully demolished in the summer of 2023, and the groundbreaking for the new facility took place on Nov. 1, 2023.
- Stephenson Cancer Center ranked in the top 50 cancer centers (top 1%) nationally.
- Expanded the workforce of medical professionals for the state of Oklahoma by providing support to the OUHSC College of Medicine and the College of Nursing to allow for continued program growth.

## AGENCY GOALS

- Facilitate external funding support to complete the agency's construction to become the premier pediatric behavioral health treatment center in this region of the country.
- Achieve milestones required to advance Stephenson Cancer Center toward designation as a National Cancer Institute Comprehensive Cancer Center.
- Support OUHSC and OU Health in implementing the provisions of SB 79 to develop the health care workforce in Oklahoma through increased residency positions and nursing program positions.
- Increase quality and availability of health care, including inpatient and outpatient access to specialty care, number of physicians and nurses, and access to researched-based care.





**OKLAHOMA**  
Department of  
Veterans Affairs

## Greg Slavonic Executive Director



The **Oklahoma Department of Veterans Affairs** was created in 1981 as a successor to the Soldiers Relief Commission. Under the governance of the Oklahoma Veterans Commission, the agency provides services to veterans and eligible family members as well as administers and advocates for programs, benefits, and legislation that meet the needs of the veterans within the State of Oklahoma in cooperation with federal, state, and local partners.

This agency now encompasses the following functions:

- State Veterans Homes (formerly known as Veterans Centers).
- State Veterans Cemetery.
- Claims and Benefits.
- Veterans Services.
- Veteran Owned Business Outreach (OKVetWorks).
- Veteran Employment Coordination.
- Oklahoma Specific Transition Education Program (OK STEP).
- Veterans Life and Wellness (formerly known as Mental Health and Suicide Prevention).
- State Approving Agency (formerly the State Accrediting Authority).

# Agency Vision, Mission and Core Values

## **Vision:**

Empowering veterans and service members in their pursuit of quality of life and quality of opportunity in the great state of Oklahoma.

## **Mission:**

To support, honor and care for Oklahoma veterans.

## **Core Values:**

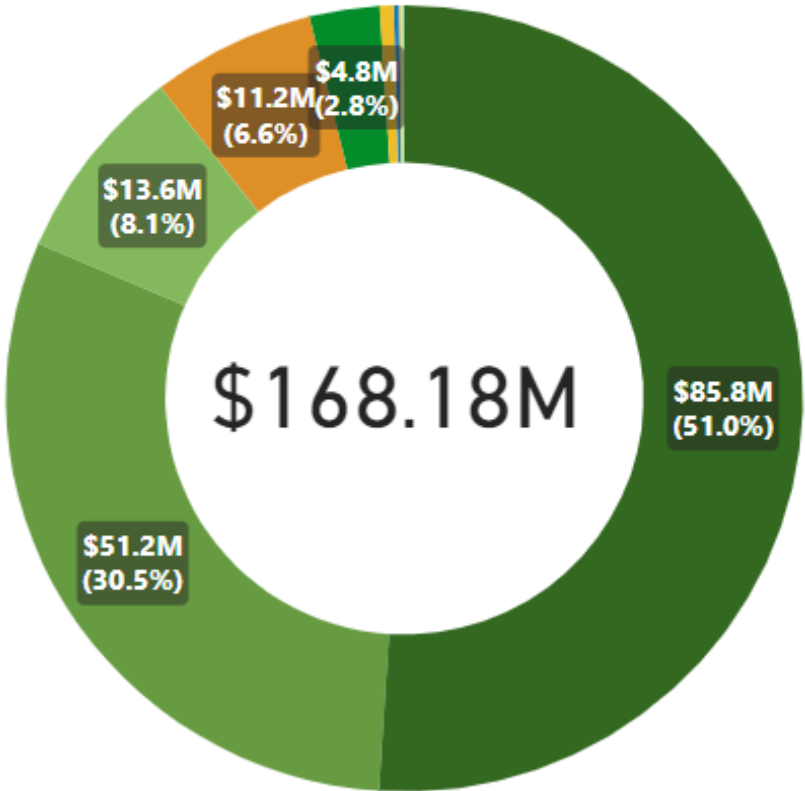
- Lead innovation and advancement of prosperity for Oklahoma veterans.
- Create an environment where employees communicate effectively and enjoy coming to work.
- Provide a professional yet comfortable atmosphere in each area of constituent services.
- Foster sensitivity by employees to veterans, residents and their families; recognize and leverage the knowledge, skills and experience of employees.
- Construct, modernize and maintain agency facilities; assist eligible veterans and their families to understand and secure claims and benefits.
- Administer veteran programs with a goal to be first in the nation.
- Collaborate and partner with federal, state, and local veteran-focused organizations.



# Department of Veterans Affairs

## FY 2023 Expenditures

Expense Group	Sum of Amount
Personnel	\$85,780,072
Professional Services	\$51,210,129
General Administration	\$13,573,371
Buildings & Facilities	\$11,174,097
IT	\$4,780,214
Debt Service	\$924,824
Pass-throughs	\$376,900
Fleet	\$176,942
Travel	\$109,183
Assistance Payments	\$57,000
Other	\$14,133
<b>Total</b>	<b>\$168,176,867</b>



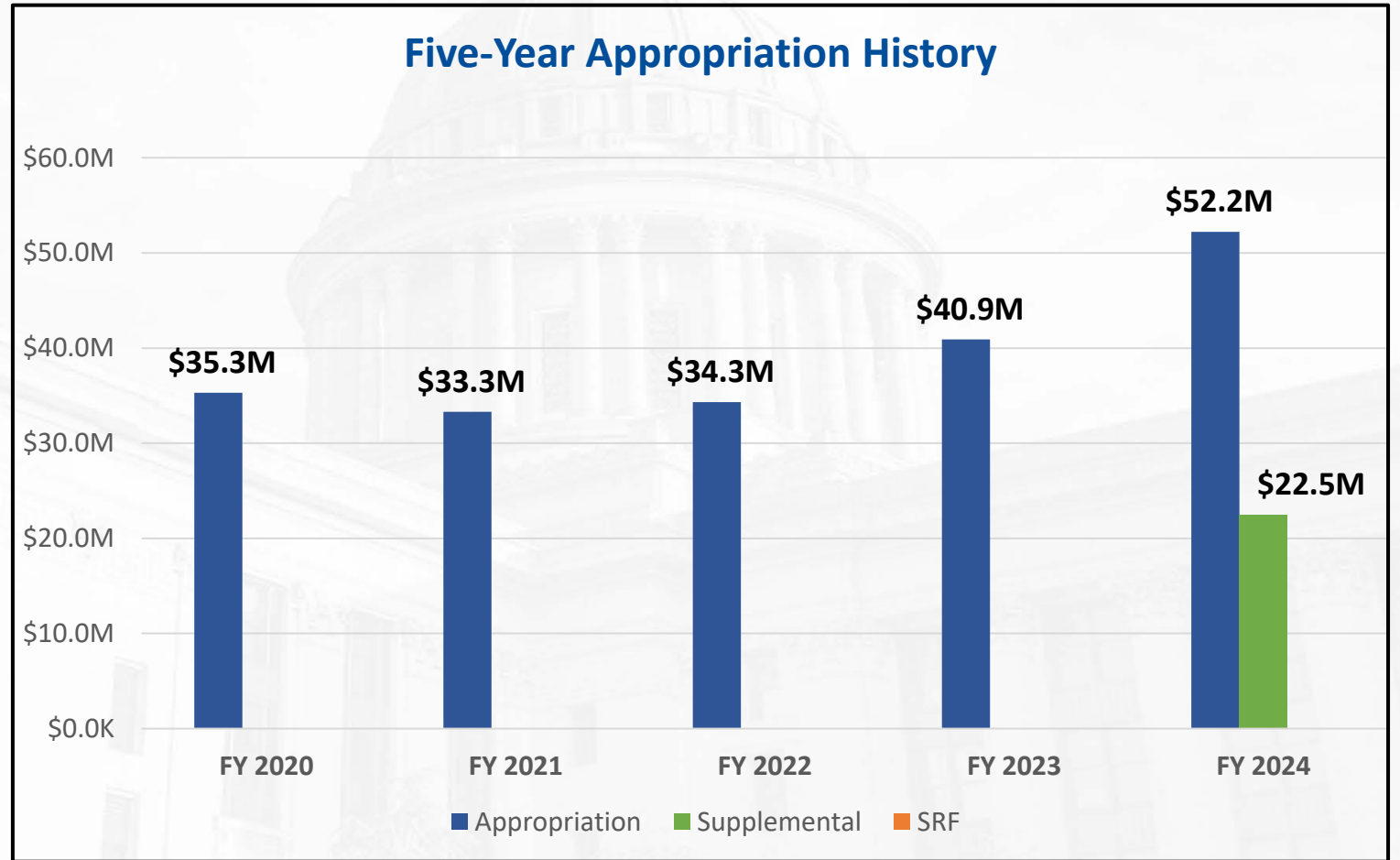
- Expense Group**
- Personnel
  - Professional Services
  - General Administration
  - Buildings & Facilities
  - IT
  - Debt Service
  - Pass-throughs
  - Fleet
  - Travel
  - Assistance Payments
  - Other

Operating	Grants & Pass-Throughs
Personnel	Medicaid
Professional Services	Assistance Payments
General Administration	Pass-throughs
IT	Program Reimbursements
Travel	
Capital	Other
Buildings & Facilities	Other
Highways & Bridges	Statewide Medical Claims
Debt Service	
Fleet	

Note: Fiduciary expenditures not included. Data obtained on 1.03.24.

# Appropriation History

Fiscal Year	Legislated Appropriation (\$) <i>(includes supplementals and SRF/ARPA)</i>
FY 2020	\$35,316,393
FY 2021	\$33,316,393
FY 2022	\$34,316,393
FY 2023	\$40,905,247
FY 2024	\$74,682,377



*Note: FY 2024 appropriations include one-time supplemental appropriations of \$11.6M and \$10.8M to address the Sallisaw emergency.*

# Programs and FY 2024 Budget Summary

Program Name	Brief Description of Program	FY 2024 Budget	# Served by Program
Nursing Care	Provides long-term care services for residents at the Veterans Homes.	\$151,449,768	1,423 available beds.
Capital	Capital investments to maintain, renovate and rebuild Veterans Homes.	\$14,123,661	All veteran residents.
Information Technology	Technology solutions and support to agency.	\$5,673,341	Agency employees and veterans.
Claims and Benefits	Assist eligible veterans and their dependents in obtaining federal and state benefits.	\$3,494,685	75,000 clients served; 80,000 contacts.
Central Administration	Provides administrative support for the programs of the Oklahoma Department of Veterans Affairs.	\$4,770,105	2,125 employees.
State Approving Authority	Provides approval for education and training establishments, on-the-job training, and apprenticeship programs.	\$553,193	179 institutions.
Veterans Services	Assist the veteran community in finding sustainable employment, access to postsecondary education and training, and behavioral health needs.	\$809,561	Oklahoma veterans.
Veterans Cemetery Operations	Interment of qualified Oklahoma veterans of the State of Oklahoma and their dependents	\$805,853	Qualified Oklahoma veterans and dependents.



*Note: Budget amounts include revisions as of 12.01.2023. Budget amounts include the agency's special accounts (\$11.5 million), which are held by ODVA as a fiduciary for veterans and are not expended for operations.*

# Program Details

---

## Department of Veterans Affairs | FY 2024 Budget | \$181,680,167

### Nursing Care | \$151,449,768

ODVA operates seven long-term care facilities located in Claremore, Ardmore, Clinton, Norman, Sulphur, Talihina and Lawton. The State Veterans Homes provide extended care services to eligible Oklahoma veterans.

For the FY 2023 federal year, SAA completed 7,901 approval actions related to programs of study, new facilities, change of ownership, and etc. SAA supported 3,248 technical assistance inquiries and processed 200 institutional applications, along with 200 audits assigned by USDVA. The program performed 120 outreach and liaison actions, helping coordinate and connect Oklahoma institutions to the GI Bill.

### Capital | \$14,123,661

#### Capital Lease

In 2018, the Oklahoma Legislature approved HB 3042, which authorized the agency to issue up to \$35 million in bonds for construction of a new State Veterans Home. In 2019, the Oklahoma Legislature approved SB 1070, which authorized ODVA to replace the Ardmore State Veterans Home and further authorized ODVA to utilize the \$35 million bond issue to fund construction of the new facility.

#### Capital Renovations

The agency performs a yearly evaluation of maintenance and modernization needs of the seven Veterans Homes and prioritizes maintenance, improvements, modernizations and renovations according to need and funds.

#### Homes and Systemwide Capital Improvement

The agency has submitted a grant application to the USDVA for federal funding for the repurposing of the Sulphur State Veterans Home.





# Program Details

---

## **Claims and Benefits | \$3,494,685**

The Claims and Benefits program helps eligible veterans and their dependents obtain the federal and state benefits they are eligible to receive. 31 national accredited service officers and eight administrative personnel serve as advocates for Oklahoma veterans and family members who file for federal or state veterans' benefits. The program informs veterans of their benefits through the State of Oklahoma and assists in receiving emergency grants.

## **State Approving Authority | \$553,193**

The State Approving Authority approves education and training establishments for veterans training in the State of Oklahoma and approves veterans for on-the-job training and apprenticeship programs. SAA administers the seven federal GI Bills and is 100% federally funded. ODVA assumed operations of the functions of the SAA effective July 1, 2019.

For the FY 2022 federal year, SAA completed 5,759 approval actions related to programs of study, new facilities, change of ownership, etc. SAA supported 3,700 technical assistance inquiries and processed 203 institutional applications, along with 23 audits assigned by the USDVA. The program performed 175 outreach and liaison actions, helping coordinate and connect Oklahoma institutions to the GI Bill.

## **Veterans Services | \$809,561**

Veterans Services assists Oklahoma's veteran community in finding sustainable employment across Oklahoma, assists Oklahoma's military-connected students in gaining affordable access to high-quality, postsecondary education and training programs, promotes equitable access to federal and state veteran services for 30,540 women veterans, and strives to assist current and former veterans and their families with behavioral health needs through a collaboration with the Oklahoma Department of Mental Health and Substance Abuse Services.

## **Veterans Cemetery Operations | \$805,853**

Interment of qualified veterans of the State of Oklahoma and their dependents.



## AGENCY ACCOMPLISHMENTS

- Partnered with the legislature to secure funding for the Sallisaw State Veterans Home construction.
- Reduced the number of agency-owned vehicles.
- Reduced greatest expense of the agency: staffing contract labor.

## AGENCY GOALS

- Reduce direct nursing care employee's turnover rate from 29.8% in FY 2022 to 22% in FY 2024.
- Increase the number of veterans in Oklahoma who receive service and/or nonservice-related compensation and pension.
- Increase census or bed occupancy at the State Veterans Homes to 84% in FY 2024 from 61% in FY 2022.
- Complete the construction of the Sallisaw State Veterans Home by FY 2025.
- Restore the Union Soldiers Cemetery by FY 2025.
- Break ground for the new Ardmore State Veterans Home by FY 2025.





- Alcoholic Beverage Law Enforcement Commission.
- Aerospace and Aeronautics Commission.
- Office of the Attorney General.
- Oklahoma State Bureau of Investigation.
- Bureau of Narcotics and Dangerous Drugs Control.
- Council on Law Enforcement Education and Training.
- Conservation Commission.
- Corporation Commission.
- Department of Corrections.
- District Attorneys Council.
- Department of Emergency Management and Homeland Security.
- Department of Environmental Quality.
- Oklahoma Indigent Defense System.
- Commissioners of the Land Office.
- Medicolegal Investigations and Office of the Chief Medical Examiner.
- Department of Mines.
- Oklahoma Pardon and Parole Board.
- Department of Public Safety.
- Oklahoma Department of Transportation.
- Water Resources Board.

**Investing in our Safety  
and Infrastructure**





**OKLAHOMA**  
**ABLE Commission**

**Brandon Clabes**  
**Director**



The **Alcoholic Beverage Laws Enforcement (ABLE) Commission** serves as the state entity in charge of protecting the public welfare and interest in the enforcement of the laws pertaining to alcoholic beverages, charity games, and prevention of youth access to tobacco.

Founded in **1959**, this agency now encompasses the following divisions:

- Administration.
- Enforcement.
- Business Office/Finance/Licensing.
- Information Services.

# Agency Vision, Mission and Core Values

## **Vision:**

To be the expert resource regarding alcohol beverage's history, control, regulation and licensing; charity game regulation and licensing; and tobacco product sale and use compliance.

## **Mission:**

To promote public safety and support economic growth through the proactive and impartial enforcement of state laws regarding alcohol, tobacco, and charity gaming.

## **Core Values:**

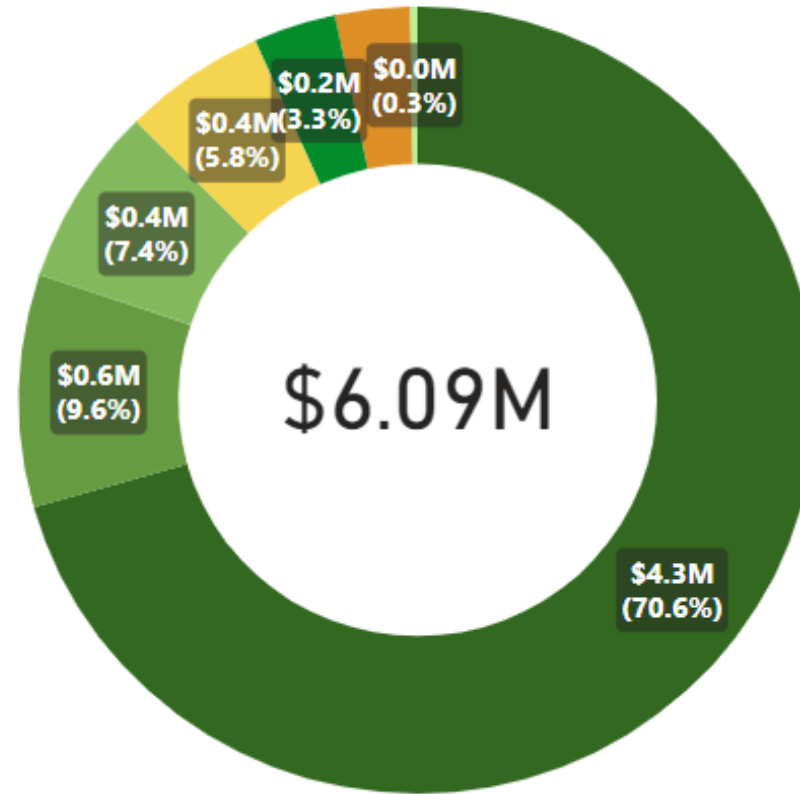
To uphold the public trust with honesty, integrity, professionalism, and a firm commitment to public safety; customer/business friendly service; swift, effective, and efficient enforcement and education throughout the state.



# ABLE

## FY 2023 Expenditures

Expense Group	Sum of Amount
Travel	\$17,344
Professional Services	\$581,671
Personnel	\$4,296,538
Other	\$393
IT	\$203,855
General Administration	\$448,792
Fleet	\$352,661
Buildings & Facilities	\$184,127
<b>Total</b>	<b>\$6,085,380</b>



### Expense Group

- Personnel
- Professional Services
- General Administration
- Fleet
- IT
- Buildings & Facilities
- Travel
- Other

Operating	Grants & Pass-Throughs
Personnel	Medicaid
Professional Services	Assistance Payments
General Administration	Pass-throughs
IT	Program Reimbursements
Travel	

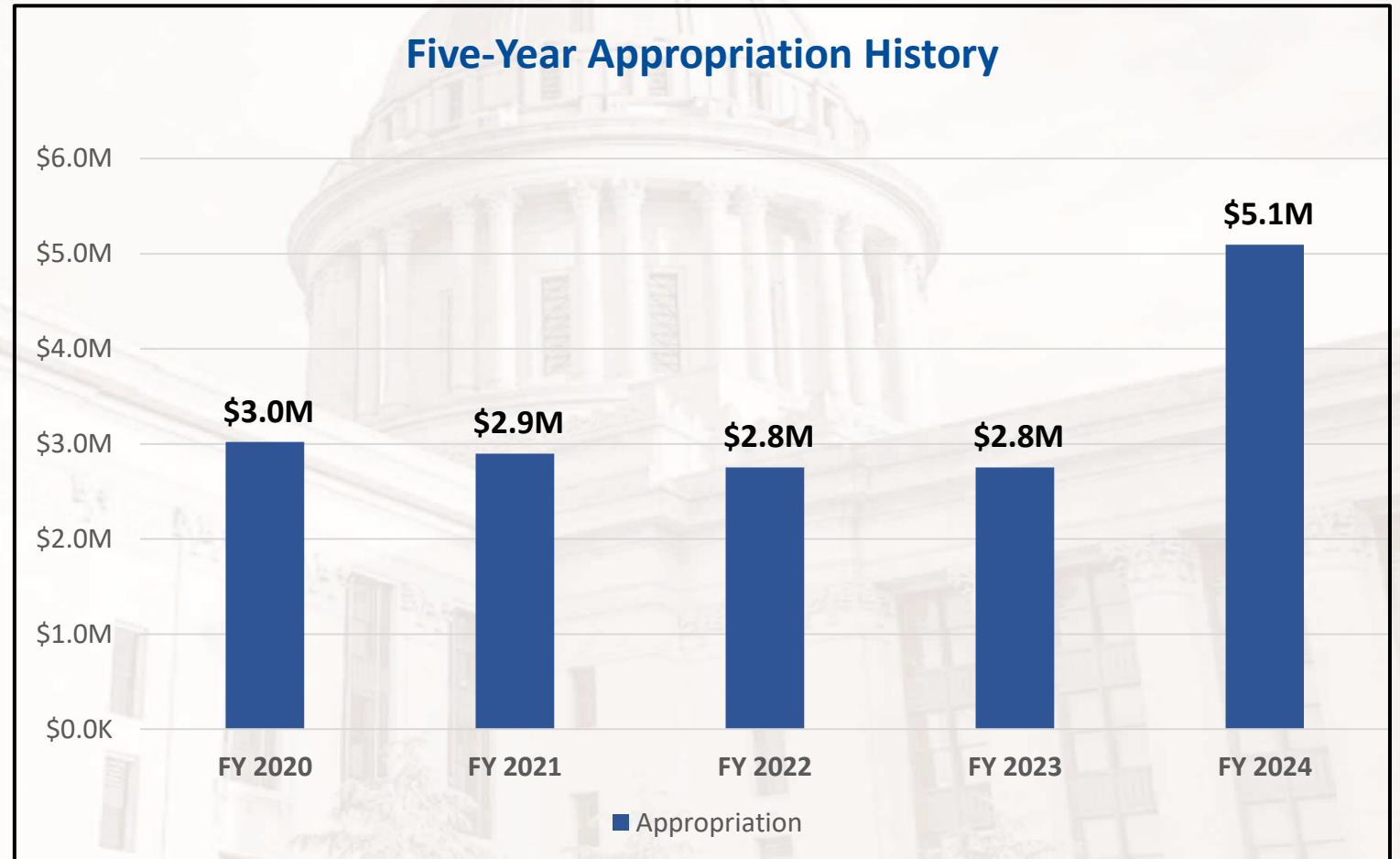
  

Capital	Other
Buildings & Facilities	Other
Highways & Bridges	Statewide Medical Claims
Debt Service	
Fleet	

Note: Data obtained on 1.03.24.

# Appropriation History

Fiscal Year	Legislated Appropriation (\$) <i>(Includes supplementals and SRF/ARPA.)</i>
FY 2020	\$3,019,364
FY 2021	\$2,898,589
FY 2022	\$2,753,659
FY 2023	\$2,753,659
FY 2024	\$5,095,450



# Programs and FY 2024 Budget Summary

Program Name	Brief Description of Program	FY 2024 Budget	# Served by Program
Administration	Responsible for the direction of all other ABLE Commission programs.	\$1,671,583	150,000 + licensees and, indirectly, all citizens of Oklahoma.
Enforcement	Tasked with ensuring ABLE Commission licensees comply with the Oklahoma Alcoholic Beverage Control Act and that businesses are not selling tobacco and vape products to minors. Enforcement conducts training and education focused on reducing the dangers of underage drinking and over-service of alcoholic beverages. Also investigates violations related to the manufacture and distribution of alcohol.	\$4,938,976	150,000 + licensees and, indirectly, all citizens of Oklahoma.
Licensing	Processes applications for all entities required to obtain a license in accordance with Oklahoma State Statutes.	\$768,213	150,000 + licensees and, indirectly, all citizens of Oklahoma.
Information Services	This program provides information services to the agency, staff, and licensing clients.	\$759,200	150,000 + licensees and, indirectly, all citizens of Oklahoma.



*Note: Budget amounts include revisions as of 12.01.23.  
Excludes 700 Fund refunds.*



# Program Details

---

## **ABLE Commission | FY 2024 Budget | \$8,137,972**

### **Enforcement | \$4,938,976**

The Enforcement program is tasked with ensuring ABLE Commission licensees comply with the Oklahoma Alcoholic Beverage Control Act. This is accomplished through regular inspections and investigations of complaints alleging law violations. Priority enforcement is directed toward the elimination of access to alcoholic beverages and tobacco products for persons under 21 years of age.

The Education and Training Unit conducts and manages enforcement, education and training to reduce the dangers of underage drinking and the over-service of alcoholic beverages. This includes alcohol compliance checks, bar checks, law enforcement training programs, community events, and the FDA's tobacco and vape enforcement programs. Agents are assigned to ensure businesses are not selling tobacco and vape products to minors and are following other federal tobacco regulations. This unit manages ABLE Commission-approved employee training programs, the vapor product registration program, and emergency management duties.

Trade Practices investigates violations of statutes and regulations for the manufacturing and distribution tiers of the alcohol industry. Staff issue alcohol licenses for charitable, public and special events.

### **Licensing | \$768,213**

The Licensing Division processes new, renewal, and change applications for all entities required to obtain a license in accordance with Oklahoma State Statutes; ensures that the licenses are issued in a timely fashion; and establishes and maintains the paper and computerized master files.

### **Information Services | \$759,200**

Information technology services are available to clients to apply for licenses online and issue reports electronically to federal, state, and local agencies, as well as to the public at large.



## AGENCY ACCOMPLISHMENTS

- Integrated more compliance verifications into the inspection process.
- Implemented a 10-hour workday for agents to reduce fuel costs and travel time.
- Expanded the Alcoholic Beverage Enforcement for the Patrol Officer course offered to law enforcement agencies.
- Launched the ACISS Records Management System for Law Enforcement to enhance the quality of information being utilized in addressing public safety issues.
- Launched the GeoSafe and Automatic Vehicle Locator systems to ensure officer safety and increase accountability.

## AGENCY GOALS

- Increase the number of liquor and charity games licensees who are properly licensed.
- Increase the number of compliance checks statewide.
- Equip field agents with equipment and supplies to effectively perform assigned duties, including body armor, computers with WiFi capabilities, and training.
- Digitize agency historical documents and licenses to allow space to create secured central property evidence storage.





## OKLAHOMA Aerospace & Aeronautics

# Grayson Ardies Executive Director



The **Oklahoma Department of Aerospace and Aeronautics** serves as the lead government agency to support, promote, and advocate for the state's second largest industry, aviation and aerospace. This includes providing funding, planning, programming and engineering expertise for Oklahoma's airports and aviation infrastructure as well as ensuring the viability of the aerospace industry. The agency is responsible for the administration and/or coordination of a statewide system of airports, cooperating with and assisting local, state, and federal authorities in the development of aviation infrastructure and facilities, acting as the central resource point in state government for the up-and-coming Unmanned and Advanced Air Mobility sector, and fostering the success of the state's overall aerospace industry.

The Department administers a robust aerospace and aviation education grant program to help the aviation and aerospace industry with their workforce challenges by introducing Oklahoman students to the available STEM careers that the industry has to offer. The Department also partners with Oklahoma's Department of Commerce in the delivery of the ACES program which seeks to grow and develop the aviation and aerospace industry.

Founded originally in 1946 as the Aviation Commission and reorganized as the Aeronautics Commission in 1963, this agency now encompasses the following divisions:

- Administration/Operations.
- Airport Development.
- Aerospace and Aviation Education.
- Uncrewed Aerial Systems/Advanced Air Mobility (UAS/AAM).

# Agency Vision, Mission and Core Values

## **Vision:**

To be an efficient, innovative, customer-driven organization working collaboratively to provide safe, modernized, integrated and sustainable transportation options throughout Oklahoma.

## **Mission:**

To promote aviation and aerospace, which includes ensuring the needs of commerce and communities across the state are met by the state's 108 public airports that comprise the Oklahoma Airport System, to foster the growth of the aerospace industry, and to help ensure the workforce needs of the aerospace industry are addressed by educating and making Oklahomans aware of the job opportunities that are available.

## **Core Values:**

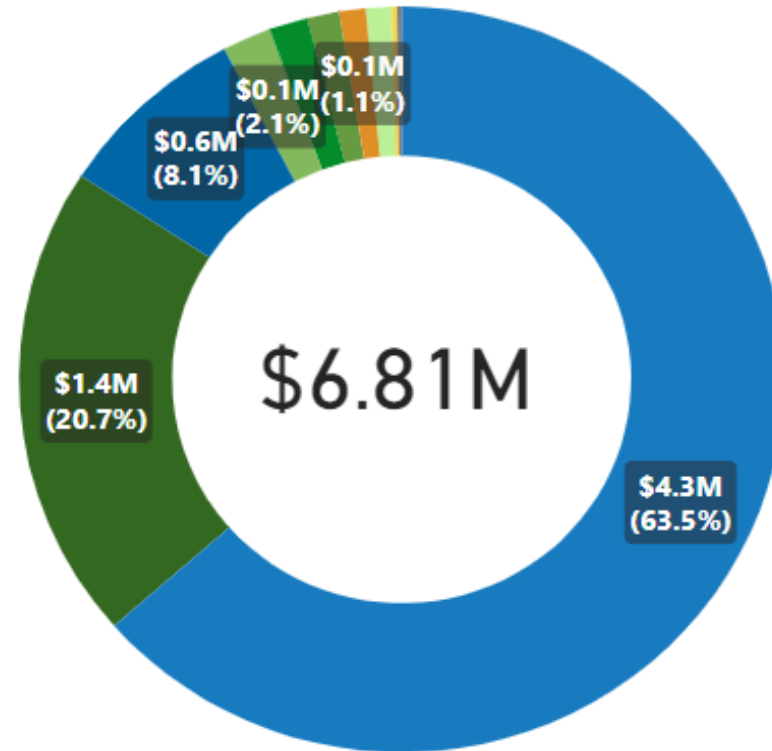
We value our people for individual and team contributions, empowering them to make decisions through productive partnerships. We are accountable for meeting the transportation needs of citizens, business and industry in the safest, most proficient manner possible.



# Oklahoma Department of Aerospace and Aeronautics

## FY 2023 Expenditures

Expense Group	Sum of Amount
Pass-throughs	\$4,325,721
Personnel	\$1,408,660
Program Reimbursements	\$554,049
General Administration	\$141,102
IT	\$111,056
Professional Services	\$93,674
Buildings & Facilities	\$75,311
Travel	\$73,492
Fleet	\$16,052
Other	\$12,087
Assistance Payments	\$89
<b>Total</b>	<b>\$6,811,292</b>



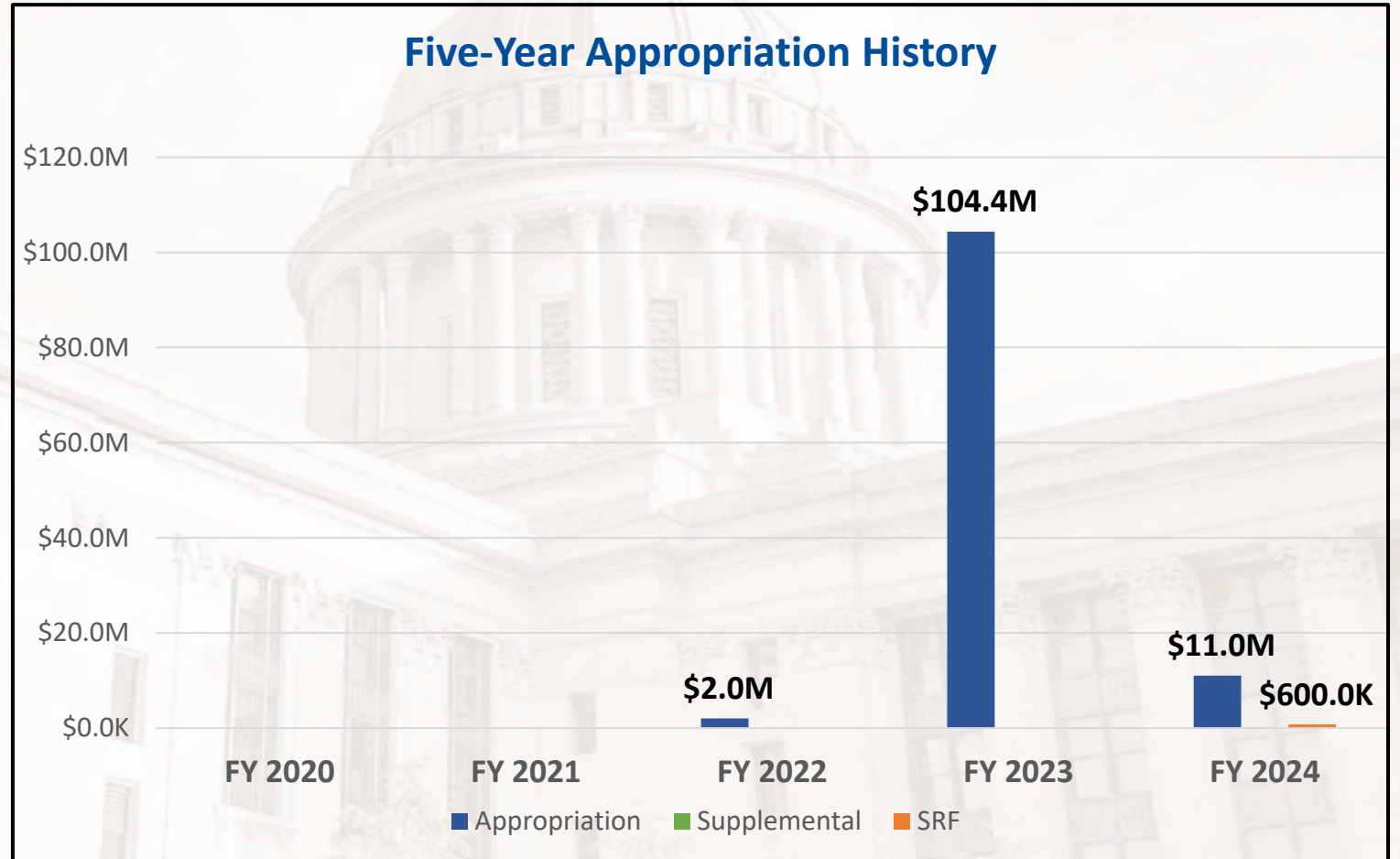
- Expense Group**
- Pass-throughs
  - Personnel
  - Program Reimbursements
  - General Administration
  - IT
  - Professional Services
  - Buildings & Facilities
  - Travel
  - Fleet
  - Other
  - Assistance Payments

Operating	Grants & Pass-Throughs
Personnel	Medicaid
Professional Services	Assistance Payments
General Administration	Pass-throughs
IT	Program Reimbursements
Travel	
Capital	Other
Buildings & Facilities	Other
Highways & Bridges	Statewide Medical Claims
Debt Service	
Fleet	

Note: Data obtained on 1.03.24.

# Appropriation History

Fiscal Year	Legislated Appropriation (\$) (Includes supplementals and SRF/ARPA.)
FY 2020	\$0
FY 2021	\$0
FY 2022	\$2,000,000
FY 2023	\$104,350,000
FY 2024	\$11,600,000



Note: This agency did not receive appropriations prior to FY 2022. Appropriation amounts in FY 2023 include Progressing Rural Economic Prosperity (PREP) funding of \$100,350,000 for airport development.

# Programs and FY 2024 Budget Summary

Program Name	Brief Description of Program	FY 2024 Budget	# Served by Program
Administration/Operations	Salaries and general operating expenses for the agency.	\$2,383,574	Public airport owners (cities and towns) throughout Oklahoma, pilots that use Oklahoma's public airport system, and the passengers and citizens that benefit from the air transportation of people and goods.
Airport Assistance	The Department assists with the development of a statewide system of airports by managing infrastructure investments, ensuring aeronautical safety and development, and coordinating activities with the Federal Aviation Administration (FAA) to develop a national system of civil aviation.	\$102,141,315	
Aerospace and Aviation Education	The Department administers a statewide aerospace and aviation education grant program for Oklahoma schools and private entities which conduct programs related to aerospace and aviation.	\$1,191,451	Aerospace and aviation related programs put on by public and private entities to encourage interest in the industry.
Information Technology	IT projects and expenses for the agency.	\$141,400	Staff and pilots.
Advance Air Mobility - UAS/AAM	This program is focused on building UAS/AAM infrastructure, developing a strategic plan for emerging technologies, and integrating these technologies into the airspace with manned aircraft.	\$2,658,689	UAS/AAM operators, industry representatives, policy makers.
Air and Space Museums	Address the negative economic impacts of the pandemic experienced by the air and space museums and their ability to provide education services.	\$600,000	60,000+ air and space museum visitors per year.



*Note: Budget amounts include revisions as of 12.01.23.*

# Program Details

---

## Department of Aerospace and Aeronautics | FY 2024 Budget | \$109,116,429

### Aerospace and Aviation Education | \$1,191,451

The Department administers a statewide aerospace and aviation education grant program for Oklahoma schools and private entities which conduct programs related to aerospace and aviation. The agency provides program funds of approximately \$500,000 annually to programs statewide aimed at exposing more young Oklahomans to STEM and careers in the aerospace and aviation industry, to address the skills gap, and connect students to programs that will help build Oklahoma's aerospace and aviation workforce.

### Airport Assistance | \$102,141,315

The Department assists with the development of a statewide system of airports through infrastructure investments, encourages aeronautical safety and development, and coordinates activities with the Federal Aviation Administration (FAA) to develop a national system of civil aviation. The bulk of this program consists of the Department's five-year Airport Construction Program (ACP), which sets forth the airport development projects that will be done in the state system of 108 publicly-owned airports over a five-year period. The ACP also sets forth how those projects will be funded using federal, state, and/or local funds, and the percentages from each source.

### Advanced Air Mobility | \$2,658,689

The Department's UAS/AAM program is focused on building a statewide infrastructure to support the testing and usage of emerging technologies. The program is also responsible for developing the statewide advanced air mobility strategic plan that will serve as the state's road map for adopting these new technologies and position the state to become a leader in the UAS/AAM industry.





# Program Details

---

## Department of Aerospace and Aeronautics | FY 2024 Budget | \$109,116,429

### Air and Space Museums | \$600,000

This program will reimburse Tulsa Air and Space Museum for documented lost revenue during the pandemic and give them the ability to continue the museum's mission of educating visitors about Oklahoma's aerospace and space history and inspiring kids through science-based learning. At Stafford Air and Space Museum, the funds will be used to add an outdoor interaction/inclusion museum for visitors to minimize the economic impact of potential future closures and enhance the museum.



## AGENCY ACCOMPLISHMENTS

- Advocated for, and successfully passed, legislation creating the AeroSPACE program within the agency to foster the agency's education initiatives and started a holistic rebranding of the agency beginning with changing the name to the Oklahoma Department of Aerospace and Aeronautics.
- Retained the State's #1 ranking in the country in the number of high schools (87) teaching the AOPA aviation curriculum.
- Awarded \$502,885 of aerospace and aviation education grants to 71 different entities to encourage, foster and grow a healthy workforce for the aerospace industry. This was the largest number of recipients and largest amount of grants awarded in the history of the program.
- Completed several notable construction projects including:
  - Terminal buildings at Bristow and Weatherford.
  - New hangars completed at Ardmore, Clinton, Pauls Valley, Stroud, and Thomas.
  - Major runway renovations completed at Enid (crosswind), Grove, and Idabel.

## AGENCY GOALS

- Develop a statewide airport system.
- Increase the overall workforce for the aviation and aerospace industry.
- Ensure each airport is operating in a safe, efficient, and business-friendly manner while meeting FAA and Commission standards.
- Sustain existing airport pavement infrastructure while strategically investing in new pavement and increasing the overall pavement condition on a systemwide basis.
- Identify and invest in new airport infrastructure to support additional aviation business potential and based aircraft activity within the state's airport system.





**OKLAHOMA**  
Attorney General

## Gentner Drummond Attorney General



The **Office of the Attorney General** serves as the chief law officer of the state and is a Constitutional Elected Office. Eligibility, term of office, and authority of the Attorney General are provided for in Article VI §§ 1,3, and 4 of the Oklahoma Constitution. Statutory duties are listed in 74 O.S. § 18b. Numerous statutory references require the Office of the Attorney General to perform duties.

Founded in **1907**, this agency now encompasses the following programs:

- Criminal Appeals.
- Criminal Justice: Multi-County Grand Jury, Social Security Fraud, Human Trafficking, Organized Crime.
- Fraud Prevention and Prosecution: Medicaid Fraud Control, Workers' Compensation and Insurance Fraud.
- Legal Services: Legal Counsel and Victim Services.
- Litigation.
- Public Protection: Civil Rights Enforcement, Consumer Protection, Tobacco Enforcement, Conservation, Utilities Regulation, Pharmacy Benefits Manager.
- Solicitor General.
- Reserved Powers Protection.

# Agency Vision, Mission and Core Values

## **Vision:**

Continue to be Oklahoma's best and most economical legal team. Provide trusted and sound legal advice, represent Oklahoma's interests in state and federal courts and prosecute fraud and corruption while being mindful of an ever-growing and ever-expanding range of legal mandates and responsibilities.

## **Mission:**

Seek justice for the people of Oklahoma by upholding the rule of law; serving public safety through prosecutions and enforcement actions; providing high-quality legal representation for state agencies; and protecting and defending the Oklahoma and United States Constitutions.

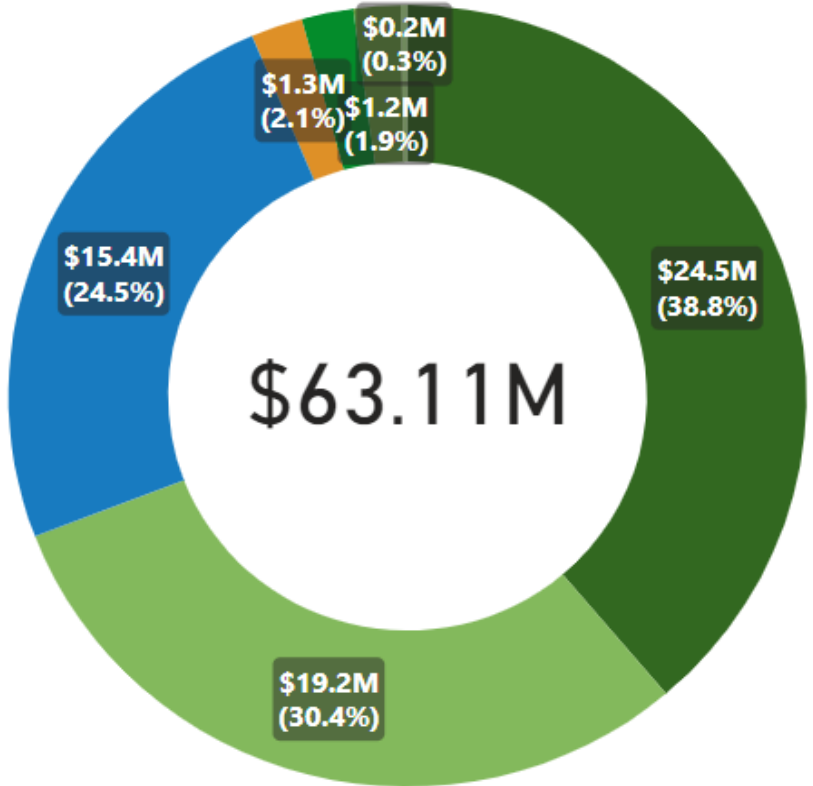
## **Core Values:**

As the chief legal officer for the state, the Office of the Attorney General will act when necessary to defend the interests of Oklahoma and its citizens, protect the public from fraud, abuse, and discrimination, and set the standard for professionalism through ethical behavior and stewardship of the public trust. The Office of the Attorney General will provide accountability, increase skills and knowledge through training, education and experience, and reward professional development and accomplishments.



# Attorney General FY 2023 Expenditures

Expense Group	Sum of Amount
Travel	\$171,778
Professional Services	\$1,193,576
Personnel	\$24,470,914
Pass-throughs	\$15,449,388
Other	\$3,406
IT	\$1,321,956
General Administration	\$19,175,505
Buildings & Facilities	\$1,327,018
<b>Total</b>	<b>\$63,113,542</b>



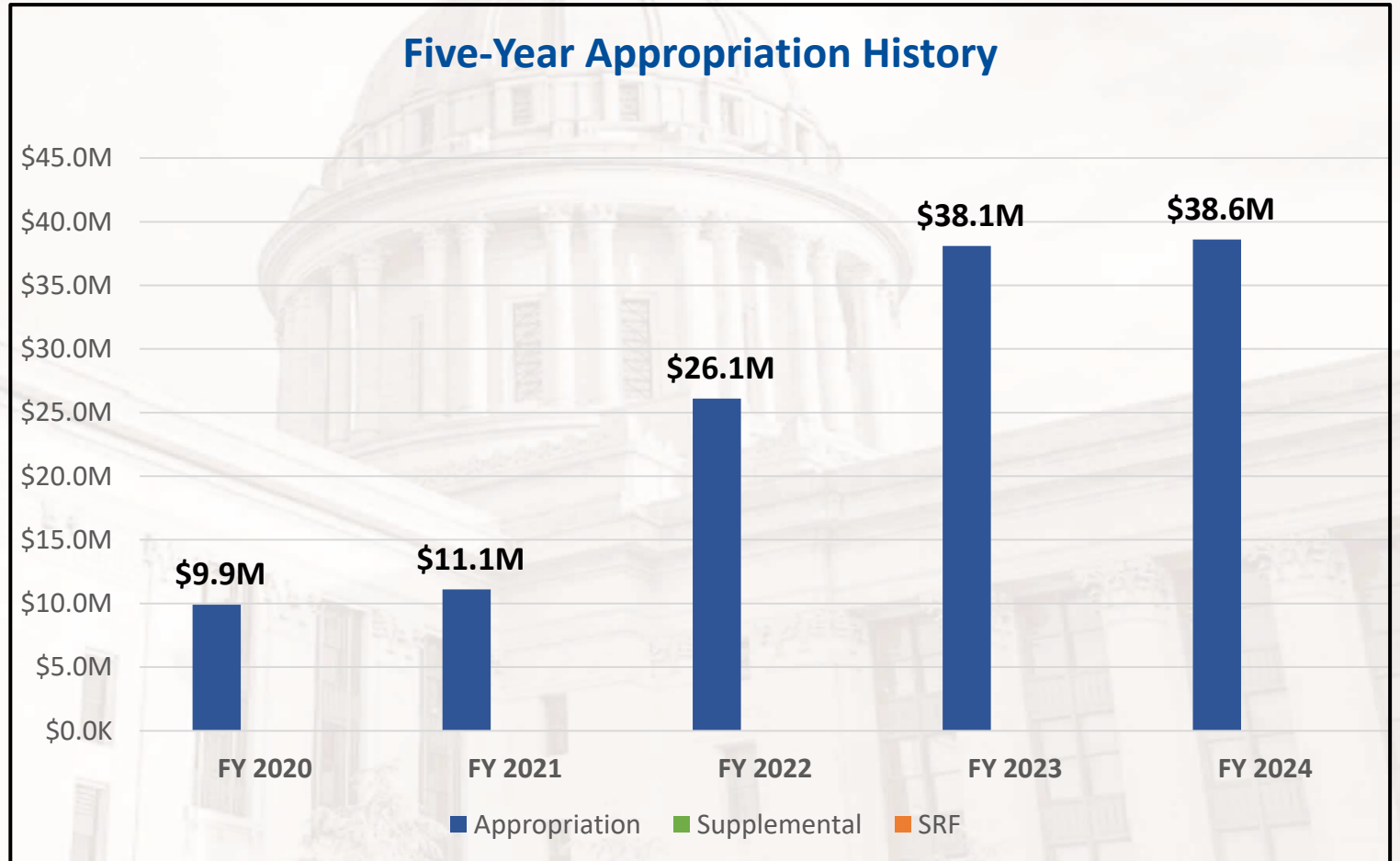
- Expense Group**
- Personnel
  - General Administration
  - Pass-throughs
  - Buildings & Facilities
  - IT
  - Professional Services
  - Travel
  - Other

Operating	Grants & Pass-Throughs
Personnel	Medicaid
Professional Services	Assistance Payments
General Administration	Pass-throughs
IT	Program Reimbursements
Travel	
Capital	Other
Buildings & Facilities	Other
Highways & Bridges	Statewide Medical Claims
Debt Service	
Fleet	

Note: Data obtained on 1.03.24.

# Appropriation History

Fiscal Year	Legislated Appropriation (\$) <i>(include supplemental if applicable)</i>
FY 2020	\$9,913,006
FY 2021	\$11,058,746
FY 2022	\$26,057,968
FY 2023	\$38,098,510
FY 2024	\$38,644,625



*Note: The FY 2022 appropriation included \$10 million for the McGirt lawsuit fund. The FY 2023 and FY 2024 appropriations include \$10 million for extraordinary litigation costs.*

# Programs and FY 2024 Budget Summary

Program Name	Brief Description of Program	FY 2024 Budget	# Served by Program
General Operations	This division is primarily responsible for the overall management of the Office of Attorney General (OAG) and establishes the agency's direction in reaching out to Oklahoma citizens.	\$36,625,987	The State of Oklahoma, state agencies, state officers and citizens.
Criminal Justice	The Criminal Justice Division houses the Multi-County Grand Jury, the Workers' Compensation and Insurance Fraud Unit, the Opioid Task Force Unit, Internet Crimes Against Children, Marijuana Enforcement, and Social Security Fraud.	\$12,304,723	
Fraud Prevention and Prosecution	The Medicaid Fraud Control Unit investigates and prosecutes fraud, waste, and abuse in the Medicaid Program and investigates and prosecutes abuse, neglect, exploitation, and drug diversion in board and care facilities. The Workers' Compensation and Insurance Fraud Unit investigates and prosecutes fraud committed by claimants, doctors, attorneys, and/or insurance companies throughout the state.	\$4,946,429	



*Note: Budget amounts include revisions as of 12.01.23.*

# Programs and FY 2024 Budget Summary

Program Name	Brief Description of Program	FY 2024 Budget	# Served by Program
Legal Services	Legal counsel assists over 100 state officials, agencies, boards, divisions, and commissions, acting in over 125 distinct roles, by providing objective, responsive legal counsel, using comprehensive and specialized expertise.	\$19,846,945	State agencies, state officers and employees.
Litigation	The primary purpose of the Litigation Unit is to defend the state, its agencies, officers, and employees in lawsuits filed against them in all state and federal courts.	\$3,158,860	State of Oklahoma citizens, the Medicaid program, and various state agencies.



*Note: Budget amounts include revisions as of 12.01.23.*



# Programs and FY 2024 Budget Summary

Program Name	Brief Description of Program	FY 2024 Budget	# Served by Program
Public Protection	Public Protection is made up of several units including civil rights enforcement, consumer protection, conservation, tobacco enforcement, Pharmacy Benefits Managers, and utilities regulation. The division works to secure a safe and fair marketplace, ensure the availability of reliable and affordable utility services, protect the environment, and advance the cause of civil rights.	\$7,416,068	The State of Oklahoma, state agencies, state officers and citizens.
Office of Solicitor General	The Office of Solicitor General represents the state in defense of the constitutionality of state laws and appeals on these and other issues of public importance at the highest level.	\$11,030,920	
Reserved Powers Protection	The Reserved Powers Protection Unit (RPPU) was created in 2021 by HB 1236. The RPPU monitors and evaluates any action by the federal government to determine if such actions violate the Tenth Amendment to the Constitution of the United States.	Included in the Office of Solicitor General budget.	



*Note: Budget amounts include revisions as of 12.01.23.*

# Programs and FY 2024 Budget Summary

Program Name	Brief Description of Program	FY 2024 Budget	# Served by Program
Criminal Appeals	The primary purpose of the Criminal Appeals Unit is to preserve convictions of the guilty and to ensure the punishments rendered by trial courts and/or juries are carried out. Criminal Appeals accomplishes this purpose by filing quality briefs and/or responses in the courts and providing oral arguments of the highest caliber to claims seeking reversal of convictions in state and federal courts.	\$3,123,868	Citizens of the State of Oklahoma, state utility consumers and businesses.
Information Technology	The Office of Attorney General contracts with OMES to provide, maintain, and support computers, hardware, software, software maintenance agreements, provide upgrades, telephones, and mobile electronics necessary to support agency operations.	\$2,033,701	<ul style="list-style-type: none"> <li>• Citizens of Oklahoma.</li> <li>• Crime victims.</li> <li>• State shelters and programs.</li> <li>• Victim services professionals.</li> <li>• Criminal and civil justice system professionals.</li> <li>• Stakeholders from agencies represented on the Domestic Violence Fatality Review Board.</li> </ul>



*Note: Budget amounts include revisions as of 12.01.23.*

# Program Details

---

## Office of the Attorney General | FY 2024 Budget | \$100,487,501

### General Operations | \$36,625,987

This program is primarily responsible for the overall management of the Office of the Attorney General and establishes agency direction in reaching out to Oklahoma citizens. Administration sets the agency's mission and goals and the performance measures needed to achieve them. This program houses the centralized functions that are essential to agency success, including finance and administration, accounting, file clerks, receptionist, information systems, building maintenance, and senior management.

Administration also includes General Counsel to the Attorney General, who advises the attorney general and senior administration officials on policy and legal matters and oversees the Attorney General Opinion process, Open Records Act request process, and ballot title review. This program administers grant programs and pass-through funding for the Justice Reinvestment Grant, legal aid services, and court appointed special advocates.

### *Justice Reinvestment Grant*

Implements the Justice Reinvestment Grant program required by 74 O.S. § 20k. The Office of the Attorney General developed and currently maintains a grant program for local law enforcement. The program enables local law enforcement agencies in Oklahoma to provide funding for new initiatives and strategies to combat violent crime in their community. Under this statute, law enforcement agencies can utilize funds for local initiatives, technical assistance, law enforcement training, law enforcement equipment, crime victim services, contractual support, and information systems for criminal justice purposes.



# Program Details

---

## **Criminal Justice | \$12,304,723**

### ***Internet Crimes Against Children***

The Internet Crimes Against Children Unit works with federal, state, and local law enforcement to investigate and prosecute cases involving the exploitation of minor children. It investigates and prosecutes individuals who distribute, manufacture, and possess child pornography, as well as individuals committing lewd molestation of minor children.

### ***Marijuana Enforcement***

The Marijuana Enforcement Task Force is an investigation and prosecution unit designed to work collaboratively with federal, state, and local law enforcement partners to combat the trafficking of marijuana and to investigate and prosecute foreign actors who purchase Oklahoma land for marijuana development for criminal purposes.

### ***Opioid Task Force***

The Opioid Task Force is an investigation and prosecution unit of the Office of Attorney General that works collaboratively with federal, state, and local law enforcement partners to combat the opioid epidemic that has plagued the State of Oklahoma.



# Program Details

---

## **Criminal Justice | \$12,304,723 (continued)**

### ***Multi-County Grand Jury***

The Multi-County Grand Jury Unit serves as the legal advisor to the Multi-County Grand Jury. This unit investigates cases as well as collaborates with district attorneys throughout Oklahoma on investigations brought before the Multi-County Grand Jury. The unit can also serve as the legal advisor for county grand juries in such cases where the district attorney has recused. The unit investigates and acts upon Title 51 citizen complaints, as well as the review and presentation of wiretap applications to the Oklahoma Court of Criminal Appeals. The unit organizes and hosts quarterly Human Trafficking Working Group meetings for law enforcement entities statewide as well as representing the State Medical Examiner in 22 O.S. § 751 hearings. Finally, the Multi-County Grand Jury works collaboratively with the Internet Crimes Against Children Unit to prosecute crimes against children.

### ***Social Security Fraud***

The Social Security Disability Unit investigates cases involving fraudulent use or obtaining of social security disability. It investigates individuals who commit fraudulent acts regarding their Social Security Disability payments. The Social Security Disability Unit works with federal law enforcement in the investigation and prosecution of these cases.



# Program Details

---

## **Fraud Prevention and Prosecution | \$4,946,429**

The Medicaid Fraud Control Unit investigates and prosecutes fraud, waste, and abuse in the Medicaid program and investigates and prosecutes abuse, neglect, exploitation, and drug diversion in board and care facilities.

The Workers' Compensation and Insurance Fraud Unit investigates and prosecutes fraud committed by claimants, doctors, attorneys and/or insurance companies throughout the state. The unit also provides education and training about workers' compensation and insurance fraud.

## **Legal Services | \$19,846,945 (continued on next page)**

Legal Counsel assists over 100 state officials, agencies, boards, divisions, and commissions, acting in over 125 distinct roles, by providing objective, responsive legal counsel, using comprehensive and specialized expertise. In addition, Legal Counsel reviews all bond issues on behalf of the Oklahoma Attorney General, as an Ex Officio Bond Commissioner for the State of Oklahoma, to ensure they follow the Constitution and the laws of the State of Oklahoma. Legal Counsel also reviews and approves interlocal cooperation agreements that permit two or more public agencies to finance and undertake cooperative projects. Interlocal cooperation agreements are submitted to the Office of the Attorney General.



# Program Details

---

## **Legal Services | \$19,846,945**

### ***Legal Aid Services***

This unit administers appropriated pass-through funds to provide legal representation to indigent persons in Oklahoma in civil legal matters.

### ***Court Appointed Special Advocate***

This program, through its executive and finance divisions, provides administrative direction, supervision and support to the agency and all agency staff as well as the administration of agency contracts. The program ensures that all agency programs operate efficiently and cost-effectively and that the state's constitutional mandates are met.

## **Litigation | \$3,158,860**

The primary purpose of the Litigation Unit is to defend the state, its agencies, officers and employees in lawsuits filed against them in all state and federal courts. Regarding officers and employees, the Litigation Unit defends individuals who have been sued for performing acts in the course and scope of their employment, which includes lawsuits ranging from car accidents to class actions. In addition, the unit sues on behalf of agencies in faulty construction, property damage and collection cases. The Litigation Unit provides quality legal representation to all clients.



# Program Details

---

**Public Protection | \$7,416,068**

## ***Civil Rights Enforcement***

The Office of Civil Rights Enforcement is dedicated to enforcing Oklahoma’s anti-discrimination laws, providing educational resources and partnering with the public to positively and proactively advance the cause of civil rights for the equal benefit and enjoyment of all Oklahomans.

## ***Consumer Protection***

The Attorney General's Consumer Protection Unit (CPU) enforces several statutes that protect Oklahoma consumers from unfair and deceptive trade practices, anti-competitive conduct, price-gouging during declarations of emergency, and unlawful telemarketing and charitable solicitation practices. CPU receives consumer complaints regarding deceptive business conduct and attempts to mediate a resolution between the consumer and the business. When necessary, CPU conducts both civil and criminal investigations and files civil litigation for statutory violations or criminal charges for crimes relating to fraud and scams. CPU attorneys, investigators, and support staff also participate in community outreach and education programs on topics ranging from imposter scams and cyber threats to fraud avoidance in the wake of weather-related disasters. In doing so, CPU often partners with other state and federal agencies to directly engage with consumers and provide informational materials regarding the dangers of consumer fraud. At any given time, CPU manages thousands of consumer complaints and hundreds of cases, and returns hundreds-of-thousands and, in some years, millions of dollars to consumers and to the State of Oklahoma.





# Program Details

---

**Public Protection | \$7,416,068 (continued on next page)**

## ***Tobacco Enforcement***

The Tobacco Enforcement Unit is charged with enforcing the Oklahoma Prevention of Youth Access to Tobacco Act, which requires cigarette manufacturers selling to Oklahomans, either directly or indirectly through an intermediary, to become a Participating Manufacturer, or make annual payments into an escrow account as a Non-Participating Manufacturer.

As part of the Oklahoma Master Settlement Agreement Complementary, the unit also publishes a directory of cigarette and roll-your-own tobacco products that are approved to be stamped, sold, offered for sale, possessed for sale, or imported for personal consumption within the State of Oklahoma. Any brand family not listed in this directory, except those bearing a tax-free stamp pursuant to 68 O.S. § 349.1.C, are considered contraband and subject to seizure and forfeiture.

## ***Utilities Regulation***

The Utilities Regulation Unit represents the interests of Oklahoma's utility customers in energy, telecommunications and water utility rate-related matters in state and federal courts, as well as in regulatory proceedings primarily before the Oklahoma Corporation Commission. The unit's attorneys and analysts are involved in complex regulatory enforcement investigations and litigation to protect the public interest. Through its Consumer Protection Unit, the Office of the Attorney General is committed to ensuring a safe and fair marketplace in Oklahoma.

## ***Conservation***

The Conservation Unit protects the people and the environment of Oklahoma by providing legal counsel and guidance to state offices and agencies and by participating in litigation on behalf of the state. The Conservation Unit serves as general counsel to the Environmental Quality Board and provides legal assistance to the Secretary of Energy and Environment, who is the state's natural resources trustee.



# Program Details

---

## **Public Protection | \$7,416,068**

### ***Pharmacy Benefits Manager***

As a result of HB 1843 (2023), the Attorney General is standing up a new unit to enforce provisions of the Patient's Right to Pharmacy Choice Act as it relates to Pharmacy Benefit Managers (PBMs). Oklahoma will aggressively pursue PBMs who seek to harm its citizens and local pharmacies by subverting state law.

## **Office of Solicitor General | \$11,030,920**

The Office of Solicitor General represents the State of Oklahoma in defense of the constitutionality of state laws and appeals on these and other issues of public importance at the highest level. This includes serving as the state's primary litigator in front of the Oklahoma Supreme Court and the United States Supreme Courts. The Solicitor General plays a key role in representing the state on the national stage, engaging in interactions with and litigation against the federal government and other states.

### ***Reserved Powers Protection***

The Reserved Powers Protection Unit (RPPU) was created in 2021 by Oklahoma House Bill 1236. The RPPU monitors and evaluates any action by the federal government to determine if such actions violate the Tenth Amendment to the Constitution of the United States.

The State Reserved Powers Protection Unit protects the interests of the state and its citizens against federal overreach as necessary and may appear at the request of the governor and/or the legislature. RPPU activity in FY 2022 included challenging federal action on surface coal mining in Oklahoma and horse racing regulation. The unit also worked on cases involving energy regulation, education, immigration, taxation, and environmental regulations.



# Program Details

---

## **Criminal Appeals | \$3,123,868**

The primary purpose of the Criminal Appeals Unit is to preserve the convictions of the guilty and to ensure the punishments rendered by trial courts and juries are carried out. The Criminal Appeals Unit accomplishes this purpose by filing quality briefs and responses in the courts and providing oral arguments of the highest caliber to claims seeking reversal of convictions in state and federal courts. Criminal Appeals also accomplishes this goal in its representation of the state when clemency is sought by a capital inmate.

The Criminal Appeals Unit filed 488 briefs in state and federal courts during FY 2023. In FY 2022, 429 decisions were handed down by state and federal courts. Convictions were upheld in 98% of those cases. The Unit argued nine cases before the state and federal courts. The Unit also successfully represented the State at three evidentiary hearings dealing with the following issues: (1) competency to be executed; (2) jury bias, and (3) jury unanimity. The unit represented the State before the Pardon and Parole Board at five clemency hearings.



## AGENCY ACCOMPLISHMENTS

- Established the Organized Crime Task Force to work toward the elimination of illegal marijuana grow operations and organized crime activities.
- Launched the process for awarding opioid abatement grants.
- Launched a division to investigate, and when appropriate, enforce the law against Pharmacy Benefit Managers.
- The Criminal Appeals Unit filed 488 briefs in state and federal courts during FY 2023. In FY 2022, 429 decisions were handed down by state and federal courts. Convictions were upheld in 98% of those cases.
- The Consumer Protection Unit (CPU) received and processed 1,832 consumer complaints. CPU recovered \$160,761 in refunds to consumers. Also, \$227,583 in restitution was returned to victims of fraud through CPU's criminal prosecutions.

## AGENCY GOALS

- Protect the public and defend the laws and citizens of Oklahoma.
- Aggressively work to eliminate illegal marijuana grow operations and organized crime activity.
- Award and monitor grants for opioid abatement.
- Work toward a remedy in the multi-decade poultry pollution lawsuit affecting Oklahoma waterways.
- Ensure that Pharmacy Benefit Managers fully comply with the law.
- Strengthen collaboration with local, state, and federal law enforcement partners for increased efficiency and savings.





**OKLAHOMA**  
**OSBI**

## Aungela Spurlock Director



The **Oklahoma State Bureau of Investigation** serves as the state's premier criminal investigative agency. Founded in **1925**, this agency encompasses the following duties:

- Assist law enforcement agencies with criminal investigations.
- Maintain a nationally accredited scientific laboratory to assist law enforcement.
- Maintain fingerprint and identification files including criminal history records and DNA profiles.
- Investigate vehicle theft; oil, gas or oilfield equipment theft; violations of the computer crimes act; internet crimes against children; threats against elected or appointed officials; and violent crime committed on turnpikes.
- Maintain the state automated fingerprint identification system, the DNA laboratory, and the state DNA Offender Database.
- Maintain the statewide electronic tracking system for sexual assault evidence kits.
- Maintain a Crimes Information Unit and the Statistical Analysis Center.
- Provide training to law enforcement.
- Coordinate with federal and tribal partners to address Missing and Murdered Indigenous Persons (MMIP).
- Contract with law enforcement agencies to conduct administrative reviews of law enforcement use-of-force investigations.

# Agency Vision, Mission and Core Values

## Vision:

Delivering excellence through innovative expertise, solutions, and services.

## Mission:

Protecting Oklahoma, One Partnership at a Time

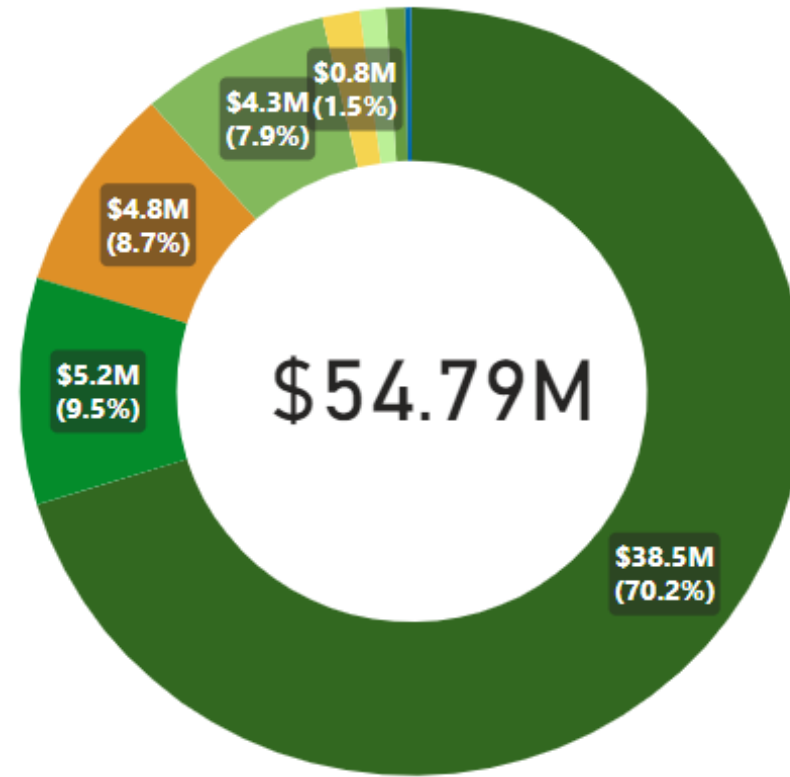
## Core Values:

- Trust – is a function of character and competence; regardless of the audience, performance is honest and reliable.
- Integrity – consists of overlapping qualities of character where one adheres to moral and ethical principles. Integrity is demonstrated by consistency in actions, values, principles, and outcomes.
- Respect – is esteem or deference for the intrinsic value of people. Respect is developed by demonstrating integrity and trust.



# State Bureau of Investigation FY 2023 Expenditures

Expense Group	Sum of Amount
Personnel	\$38,480,983
IT	\$5,230,538
Buildings & Facilities	\$4,754,189
General Administration	\$4,308,848
Fleet	\$846,467
Travel	\$583,374
Professional Services	\$435,803
Program Reimbursements	\$143,898
Other	\$5,692
Pass-throughs	\$1,019
<b>Total</b>	<b>\$54,790,811</b>



## Expense Group

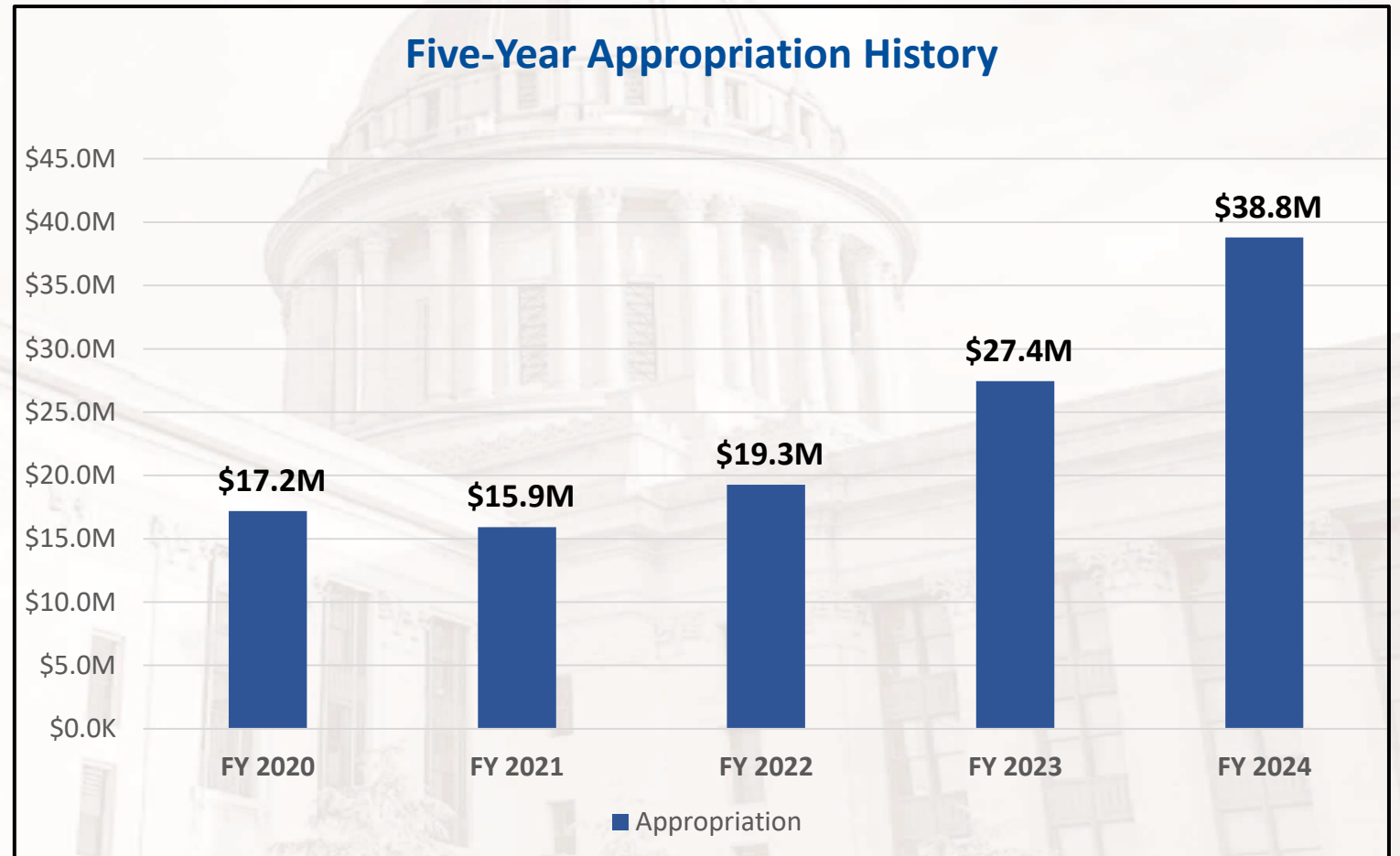
- Personnel
- IT
- Buildings & Facilities
- General Administration
- Fleet
- Travel
- Professional Services
- Program Reimbursements
- Other
- Pass-throughs

Operating	Grants & Pass-Throughs
● Personnel	● Medicaid
● Professional Services	● Assistance Payments
● General Administration	● Pass-throughs
● IT	● Program Reimbursements
● Travel	
Capital	Other
● Buildings & Facilities	● Other
● Highways & Bridges	● Statewide Medical Claims
● Debt Service	
● Fleet	

Note: Data obtained on 1.03.24.

# Appropriation History

Fiscal Year	Legislated Appropriation (\$) <i>(includes supplementals and SRF/ARPA)</i>
FY 2020	\$17,180,123
FY 2021	\$15,926,840
FY 2022	\$19,266,849
FY 2023	\$27,442,374
FY 2024	\$38,799,511





# Programs and FY 2024 Budget Summary

Program Name	Brief Description of Program	FY 2024 Budget	# Served by Program
Administration	Provides leadership, strategic planning, and direction. Support Services provides logistical and administrative support to the agency.	\$5,089,643	Approximately 525 law enforcement agencies and other clients.
Investigative Services	Conducts criminal investigations and provides investigative support primarily by request of our statutory requestors.	\$23,041,734	Approximately 525 Oklahoma law enforcement agencies and 3.9+ million Oklahoma citizens.
Criminalistic Services	Operates the full-service, accredited forensic crime laboratory for the State of Oklahoma.	\$22,316,500	1,666 officers of various law enforcement agencies statewide.
Information Services	Serves as the central repository for all criminal records in Oklahoma and responsible for collecting data ranging from statewide crime statistics to information for criminal history records of arrest and prosecution. The division also processes handgun licenses and houses the Statistical Analysis Center.	\$8,408,836	Oklahoma citizens.
Information Tech Services	Information Technology is part of Support Services and is responsible for maintenance and support for all agency employees.	\$12,462,327	Agency employees.



*Note: Budget amounts include revisions as of 12.01.23.*

# Program Details

---

## **Bureau of Investigation | FY 2024 Budget | \$71,319,040**

### **Administration | \$5,089,643**

This program is comprised of the Administration (Director's office, Deputy Director's office, Public Information Office, Legal Department, Office of Professional Standards, Training and CALEA Manager) and the Support Services Division (Human Resources, Accounting and Budget, Procurement, Facilities and Telecommunications, and Information Technology). This group provides overall leadership, strategic planning, and direction. Support Services provides logistical and administrative support to the agency.

### **Criminalistic Services | \$22,316,500**

The Criminalistic Services Division operates the full-service, accredited forensic crime laboratory for the State of Oklahoma. The program supports law enforcement statewide through forensic services that aid crime investigation and prosecution. Forensic analysis of criminal case evidence is provided to municipal, county, district, state (including services to the OSBI Investigative Service Division), tribal, and federal law enforcement and prosecution agencies. Additional services include crime scene response, which requires specialized latent print collection and analysis, expert testimony, and drug destruction. The agency offers digital evidence services from facilities in Edmond and Tulsa.

### **Information Services | \$8,408,836**

This division serves as the central repository for all criminal records in Oklahoma and collects data from statewide crime statistics to information for criminal history records of arrest and prosecution. Criminal records are used by criminal justice agencies and noncriminal justice agencies that employ or license persons in positions of trust. The division processes handgun licenses and houses the Statistical Analysis Center. The division is divided into the Criminal Identification Section, and the Data Collection, Licensing, and Reporting Section.



# Program Details

---

## **Investigative Services | \$23,041,734**

The Investigative Division conducts criminal investigations and provides investigative support primarily by request of statutory requestors. Investigations include but are not limited to:

- Major violent crime investigations.
- Unsolved crime/serial crime investigations.
- Public corruption and white-collar crime.
- Officer-involved shooting investigations.
- Crime scene investigations.
- Threats against public officials.
- Major theft investigations.
- Computer crimes and internet crime against children.

The Investigative Division is divided into seven regions: the Northwest Region, the North Central Region, the Northeast Region, the Southeast Region, the South-Central Region, and the Southwest Region with offices in Woodward, Stillwater, Tulsa, McAlester, Oklahoma City, and Duncan, respectively. The Oklahoma Information Fusion Center (OIFC), the Crimes Information Unit (CIU), and the Communications Unit provide investigative support. The Special Investigations Region is comprised of statewide units including:

- Crime Scene Investigation (CSI) Unit.
- Special Investigations Unit (SIU).
- Internet Crimes Against Children (ICAC) Unit.



## AGENCY ACCOMPLISHMENTS

- Designed and implemented regional Citizen's Academies to be five weeks long, meeting one night a week. Citizen's Academies provide a forum for community members to meet and build trust with OSBI employees in an interpersonal setting.
- All agents are deputized, or are in the process of deputation, with FBI Task Forces to ensure that OSBI continues to serve all Oklahomans after the federal McGirt decision.
- With the relocation of the Fusion Center, the Criminal Information Unit (CIU) transferred to the Investigative Division. Each region has been assigned an analyst to assist with criminal investigative techniques. A CIU Analyst is available 24/7 to assist OSBI agents and regional law enforcement partners.
- Decreased average Internet Crimes Against Children caseload by improving staffing, workflow, and technology. Cases decreased from 47 cases per agent to 25 per agent.

## AGENCY GOALS

- Repurpose the Internet Crimes Against Children facility space, including adding the ability to conduct on-site previews for affiliate agencies and other major crimes investigations. In the repurposed space, continue to increase public education and training presentations.
- Begin phase one of the Computerized Criminal History upgrade by hiring a project manager and defining Clean Slate Research Criteria. Clean Slate Research Criteria refers to a set of search parameters that can be used to identify records which can qualify for expungement.
- Develop goals for use, purchase, implementation, and rollout of instruments for Rapid DNA. Rapid DNA streamlines the process of DNA testing by helping identify repeat offenders.





**OKLAHOMA**  
Bureau of Narcotics &  
Dangerous Drugs Control

## Donnie Anderson Director



The **Oklahoma Bureau of Narcotics and Dangerous Drugs Control (OBNDCC)** serves as the agency responsible for drug enforcement in Oklahoma.

Founded in **1975**, the primary responsibilities of OBNDCC are to enforce the Uniform Controlled Dangerous Substance Act (63 O.S.); train state and local law enforcement; provide leadership, logistical, and tactical support to local, state, and federal law enforcement; and compile drug-related statistics. The agency is also tasked with investigating and reducing human trafficking and money laundering.

OBNDCC oversees multiple programs including Medical Marijuana Enforcement Teams, Prescription Monitoring Program, Registration, Methamphetamine Registry, Safe Trips for Scripts Prevention Program, Interdiction Unit, and Drug Education Awareness.

The agency oversees the federally funded Anti-Methamphetamine Task Force and the Anti-Opioid/Heroin Task Force. OBNDCC works with the Texoma High-Intensity Drug Trafficking Areas to administer the deconfliction program and implement the Overdose Detection Mapping Application Program.

# Agency Vision, Mission and Core Values

## **Vision:**

Protect and serve Oklahomans by enhancing proactive investigative and enforcement techniques, conducting educational and demand reduction activities, providing oversight for regulatory functions, and maintaining partnerships with key stakeholders.

## **Mission:**

Committed to honor, integrity, and excellence, the Oklahoma Bureau of Narcotics will serve the citizens of Oklahoma in the quest for a drug-free state.

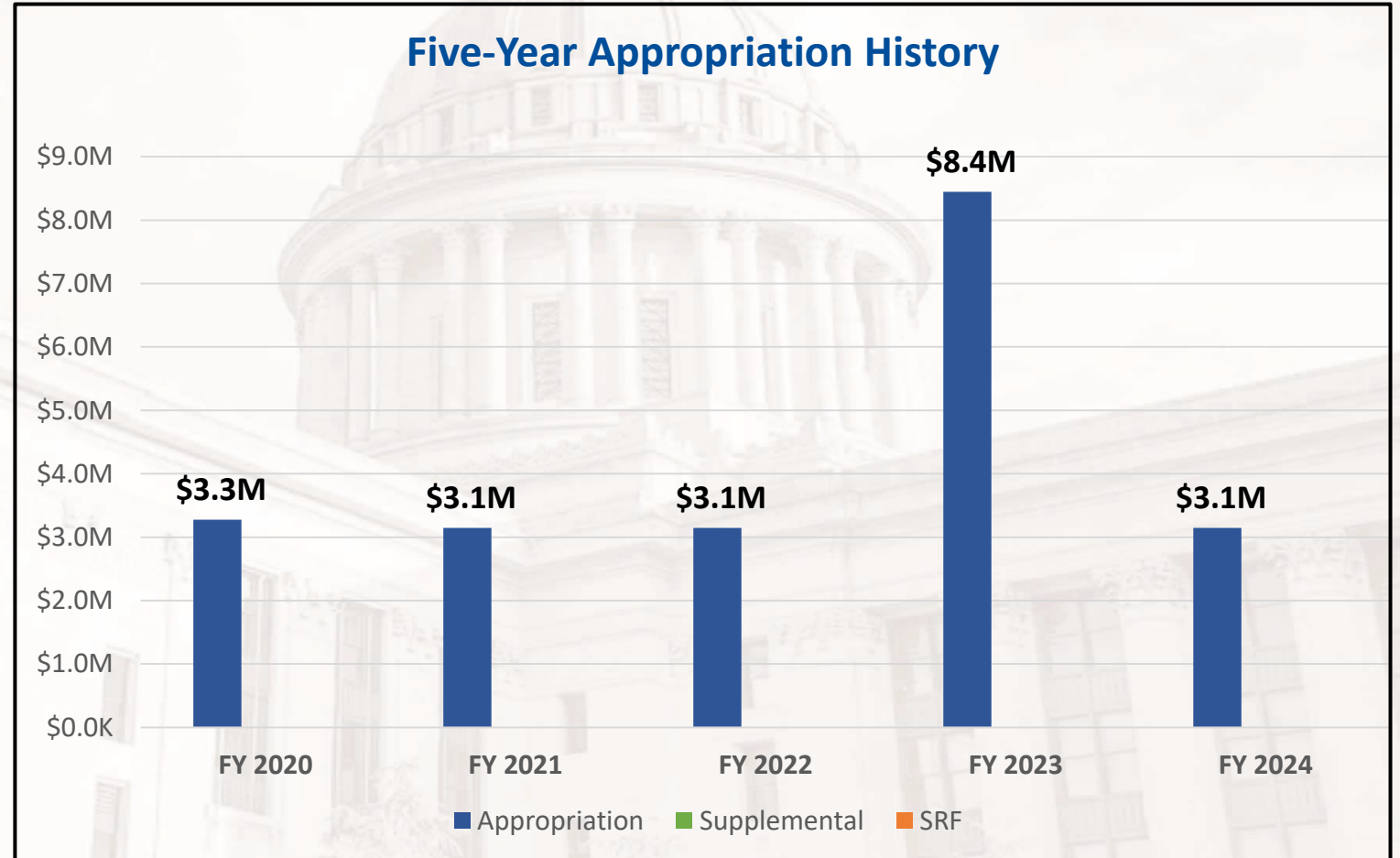
## **Core Values:**

Employees of the Oklahoma Bureau of Narcotics and Dangerous Drugs Control, regardless of title or position, embrace the following values: honesty, integrity, commitment, courage, loyalty, and honor.



# Appropriation History

Fiscal Year	Legislated Appropriation (\$) (Includes supplemental or SRF/ARPA if applicable.)
FY 2020	\$3,276,385
FY 2021	\$3,145,330
FY 2022	\$3,145,330
FY 2023	\$8,445,330
FY 2024	\$3,145,330

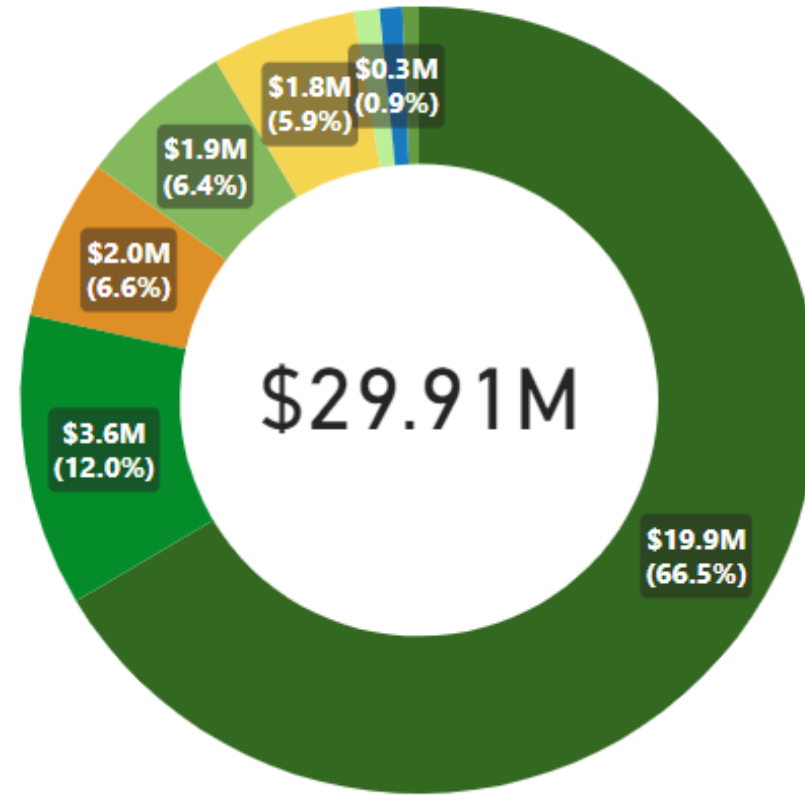


Note: The agency received a \$5.3 million appropriation in FY 2023 to enhance marijuana enforcement teams.

# Narcotics and Dangerous Drugs Control

## FY 2023 Expenditures

Expense Group	Sum of Amount
Personnel	\$19,883,431
IT	\$3,582,071
Buildings & Facilities	\$1,984,983
General Administration	\$1,915,118
Fleet	\$1,757,988
Travel	\$308,586
Pass-throughs	\$272,330
Professional Services	\$201,992
<b>Total</b>	<b>\$29,906,499</b>



- Expense Group**
- Personnel
  - IT
  - Buildings & Facilities
  - General Administration
  - Fleet
  - Travel
  - Pass-throughs
  - Professional Services

Operating	Grants & Pass-Throughs
Personnel	Medicaid
Professional Services	Assistance Payments
General Administration	Pass-throughs
IT	Program Reimbursements
Travel	
Capital	Other
Buildings & Facilities	Other
Highways & Bridges	Statewide Medical Claims
Debt Service	
Fleet	

Note: Data obtained on 1.03.24.



# Programs and FY 2024 Budget Summary

Program Name	Brief Description of Program	FY 2024 Budget	# Served by Program
Administrative Services	Administrative Services provides support to OBNDCC to accomplish the agency's mission.	\$3,101,462	Agency personnel.
Enforcement	The Enforcement division enforces state and federal drug laws through undercover narcotics operations ranging from small buys to large multi-defendant conspiracies.	\$17,713,511	Approximately 3.9 million citizens.
Human Trafficking and Money Laundering	The Human Trafficking and Money Laundering division identifies domestic and international persons and/or organizations that traffic victims into prostitution and other forms of commercial sexual exploitation or forced labor and situations of debt bondage.	\$1,064,033	Approximately 3.9 million citizens.
Diversion	The Diversion division investigates cases in which legally manufactured and distributed pharmaceutical controlled substances are diverted into an illegal market.	\$2,842,280	Approximately 3.9 million citizens.
General Operations	The General Operations division encompasses many agencywide departments such as facilities, professional standards, weapons, evidence funds, drug education programs, small unmanned aircraft system training, and motor vehicles.	\$9,230,249	Approximately 3.9 million citizens.
IS Data Processing	The Information Services division is contracted through the Office of Management and Enterprise Services and is responsible for data management.	\$4,961,617	Local, state, and federal law enforcement agencies, and Oklahoma citizens.
Headquarters	Construct new headquarters facility by consolidating three office buildings.	\$1,377,000	Agency personnel.



*Note: Budget amounts include revisions as of 12.01.23.*

# Program Details

---

## Bureau of Narcotics and Dangerous Drugs Control | FY 2024 Budget | \$40,290,152

### Enforcement | \$17,713,511

Enforcement includes the Oklahoma City headquarters, seven district offices, and four regional offices. This program enforces state and federal drug laws through undercover narcotics operations (ranging from small buys to large multi-defendant conspiracies), meth lab investigations, electronic surveillance investigations, wiretap investigations, and money laundering investigations related to drug activities.

Enforcement is also responsible for overseeing the Anti-Methamphetamine Task Force, Anti-Heroin Task Force, Interdiction Unit, Marijuana Enforcement Teams, and Money Laundering and Intelligence Unit. Enforcement provides much-needed manpower, information sharing, and equipment support to local, state, tribal, and federal law enforcement partners across the state. Also coordinated by the Enforcement Division is the Marijuana Eradication Program and the High-Intensity Drug Trafficking Areas Program.

The Marijuana Eradication Program works to eradicate and suppress illegally cultivated marijuana. Federal funds are used to fund training courses, interdiction emphasis, paid overtime on marijuana eradication operations, and other necessary supplies and equipment.

The High Intensity Drug Trafficking Area (HIDTA) Program is a joint effort between local, state and federal law enforcement agencies to assess regional drug threats, develop and implement strategies and initiatives to disrupt and dismantle drug trafficking organizations. As one of many partners in this program, the OBNDCC is the Deconfliction Center for the Oklahoma Initiative. The Deconfliction center is a centralized support system that provides officer safety and information sharing among agencies.



# Program Details

---

## **Human Trafficking and Money Laundering | \$1,064,033**

The Human Trafficking and Money Laundering division identifies domestic and international persons and/or organizations that traffic victims into prostitution and other forms of commercial sexual exploitation or forced labor and situations of debt bondage. These efforts lead to the arrest of violators and the rescue and recovery of victims of human trafficking. Money laundering investigations include analyzing a money-laundering nexus related to drug and/or human trafficking.

## **Diversion | \$2,842,280**

The Diversion division:

- Investigates cases in which legally manufactured and distributed pharmaceutical controlled substances are diverted into an illegal market.
- Coordinates the Prescription Take Back Program and Prescription Monitoring programs.
- Oversees the registration program which regulates registration and control of manufacturing, distribution, dispensing, prescribing, administering, or use for scientific purposes of controlled dangerous substances within this state.

## **General Operations | \$9,230,249**

The General Operations division encompasses agencywide departments such as facilities, professional standards, weapons, evidence funds, drug education programs, small unmanned aircraft systems, training, and motor vehicles. The agency oversees the ACISS Systems Case Management software program which is shared with the Oklahoma Bureau of Investigation, the PowerDMS document management system utilized by OBNDCC personnel, and all internal investigations and accreditation-related activities.



## AGENCY ACCOMPLISHMENTS

- Expanded agency enforcement reach by harnessing the task force model to address drug threats in ten units comprised of both agency and other local and state law enforcement officers. This model supports task force officers and analysts with agency training and resources without increasing payroll.
- Implemented a marijuana enforcement team in Tulsa to identify, investigate, and dismantle criminal drug trafficking organizations that have infiltrated the medical marijuana industry in Oklahoma. This team increases geographical coverage from the two existing teams in central and southeast Oklahoma.
- Obtained a prestigious accreditation from the Commission on Accreditation for Law Enforcement Agencies (CALEA).

## AGENCY GOALS

- Reduce the availability of illicit drugs and provide a safer place to live for all Oklahomans.
- Reduce the amount of illegally cultivated marijuana in the State of Oklahoma.
- Provide Prescription Monitoring Program reports and records to end users.
- Provide relevant drug-related training to OBNDCC agents and other law enforcement officers, per state mandate.
- Construct a headquarters location large enough to meet the agency's personnel, meeting, training, and storage needs.





**OKLAHOMA  
CLEET**

## **Darry Stacy Executive Director**



The **Council on Law Enforcement Education and Training (CLEET)** ensures the professional training and continuing education of law enforcement officers in the State of Oklahoma, maintains law enforcement certification standards and records, and establishes standards and ensures compliance of licensees under the Oklahoma Security Guard and Private Investigator Act, as well as the Oklahoma Bail Enforcement and Licensing Act.

Founded in **1963**, this agency now encompasses the following divisions:

- Peace Officer Training.
- Peace Officer Records.
- Private Security Licensing and Records.
- Administration.
- Compliance and Investigations.
- Facilities.

The Council on Law Enforcement Education and Training also oversees the vetting, approval, and oversight of law enforcement agencies, CareerTech centers, other authorized law enforcement training organizations that provide basic peace officer training, and Collegiate Officer Program schools.

# Agency Vision, Mission and Core Values

## **Vision:**

Consistently improve the professionalism of Oklahoma's peace officers and public safety licensees.

## **Mission:**

To ensure Oklahoma's peace officers, security guards, private investigators, bail enforcers and others receive excellent training, necessary support, and effective regulatory oversight.

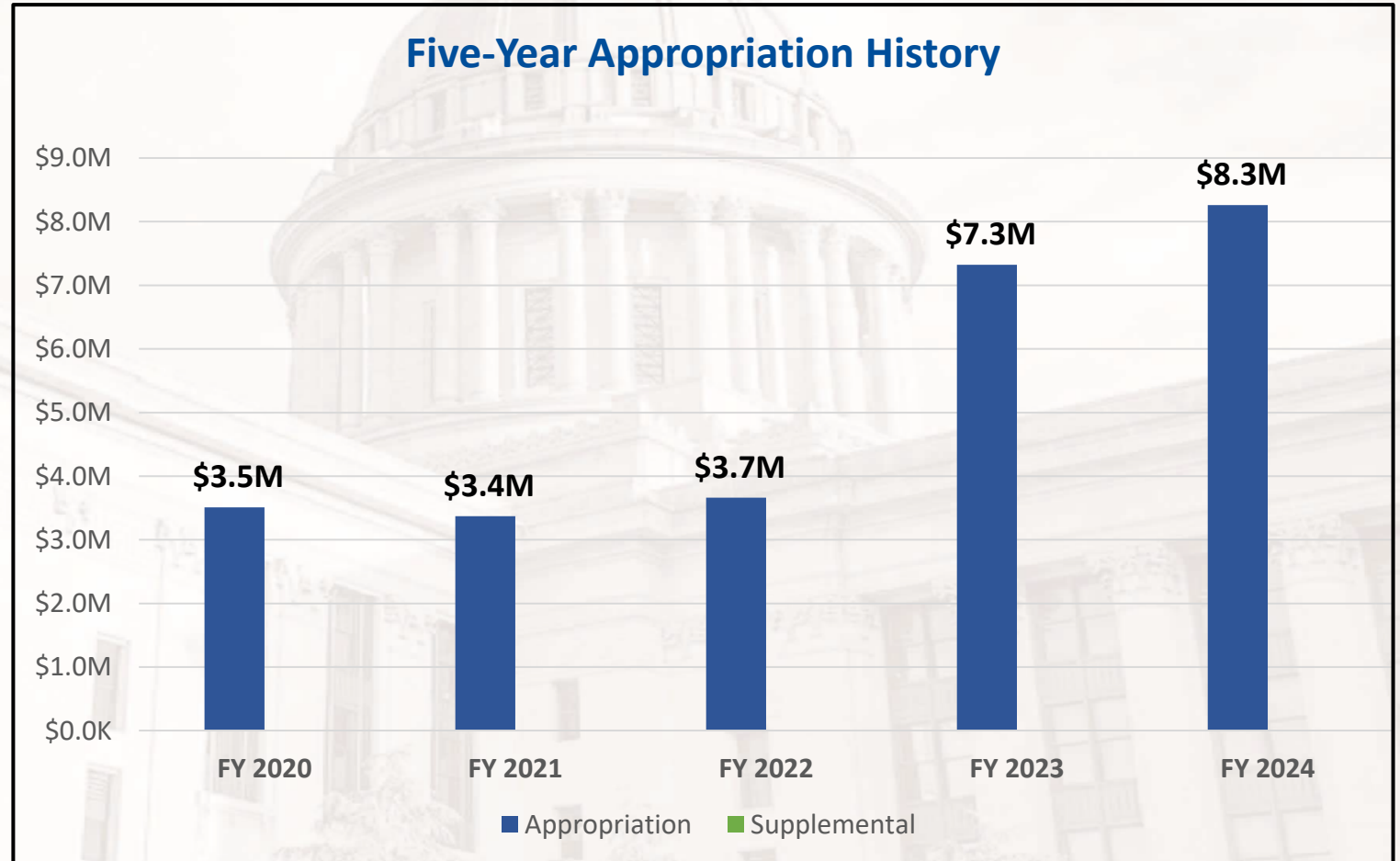
## **Core Values:**

Integrity, Competency, Customer Service.



# Appropriation History

Fiscal Year	Legislated Appropriation (\$) (Includes supplementals and SRF/ARPA.)
FY 2020	\$3,511,285
FY 2021	\$3,370,835
FY 2022	\$3,661,758
FY 2023	\$7,321,579
FY 2024	\$8,262,560

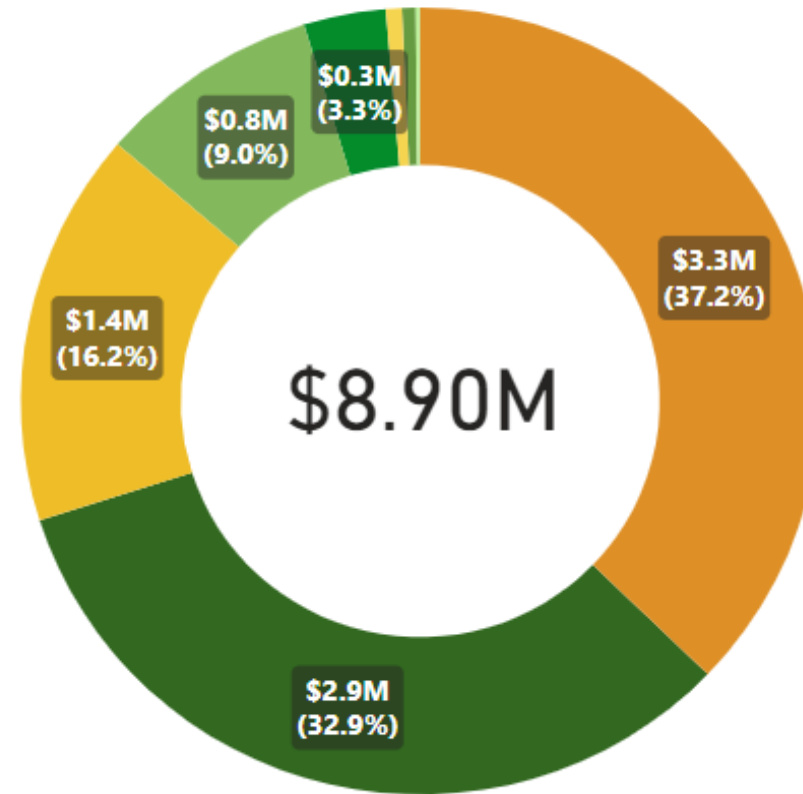


Note: CLEET received appropriation increases in FY 2023 and FY 2024 to address various facility repairs and improvements and for personnel salary increases.

# CLEET

## FY 2023 Expenditures

Expense Group	Sum of Amount
Buildings & Facilities	\$3,311,529
Personnel	\$2,928,148
Debt Service	\$1,442,562
General Administration	\$799,838
IT	\$296,044
Fleet	\$57,102
Professional Services	\$48,203
Travel	\$14,420
Other	\$2,807
<b>Total</b>	<b>\$8,900,654</b>



- Expense Group**
- Buildings & Facilities
  - Personnel
  - Debt Service
  - General Administration
  - IT
  - Fleet
  - Professional Services
  - Travel
  - Other

Operating	Grants & Pass-Throughs
● Personnel	● Medicaid
● Professional Services	● Assistance Payments
● General Administration	● Pass-throughs
● IT	● Program Reimbursements
● Travel	

Capital	Other
● Buildings & Facilities	● Other
● Highways & Bridges	● Statewide Medical Claims
● Debt Service	
● Fleet	

Note: Data obtained on 1.03.24.



# Programs and FY 2024 Budget Summary

Program Name	Brief Description of Program	FY 2024 Budget	# Served by Program
Administrative Services	Provides management and administrative operations necessary for the function of the agency.	\$4,526,388	Approximately 14,000 certified peace officers and 11,000 licensees.
Training Services	An individual must be certified by CLEET to serve as a full-time or reserve peace officer in Oklahoma. The primary purpose of the state police academy is to prepare new officers for a career in law enforcement.	\$3,300,736	Approximately 14,000 certified peace officers.
Private Security Services	Establishes standards for the employment, licensing, training, and regulatory functions of the Oklahoma Security Guard and Private Investigator Act and the Bail Enforcement and Licensing Act.	\$334,251	Approximately 11,000 individual and agency licensees.
Information Services	Provides information technology assets and support for the function of the agency through collaboration with the Office of Management and Enterprise Services Information Services (OMES IS).	\$398,186	Approximately 14,000 certified peace officers and 11,000 licensees.
CLEET Training Center	Provides a training facility that provides law enforcement training to the basic academy and continuing education students.	\$1,975,000	Approximately 14,000 certified peace officers and 11,000 licensees.



*Note: Budget amounts include revisions as of 12.01.23.*

# Program Details

---

## **Council on Law Enforcement Education and Training | FY 2024 Budget | \$10,534,560**

### **Administrative Services | \$4,526,388**

This program provides management and administrative operations necessary for the function of the agency. Historically, activities within this program include the collection and reconciliation of approximately \$6 million annually in fees; preparation of purchase orders and contracts; processing claims and disbursements of warrants; inventory management of assets and disposable inventory items; and budget preparation, revisions, and management. The goal is to ensure compliance with state rules and laws governing fiscal activities and generally accepted accounting principles.

### **Private Security Services | \$334,251**

The council is responsible for establishing standards for the employment, licensing, training, and regulatory functions of the Oklahoma Security Guard and Private Investigator Act and the Bail Enforcement and Licensing Act.

### **CLEET Training Center | \$1,975,000**

The training facility hosts law enforcement training to basic academy and continuing education students. The facility provides classrooms, dormitories, a firearms range, and a driving track. The facility is also used to enter and maintain all peace officer, private security, and bail enforcer training records for the State of Oklahoma.



# Program Details

---

## Training Services | \$3,300,736

An individual must be certified by CLEET to serve as a full-time or reserve peace officer in Oklahoma. The primary purpose of the state police academy is to prepare new officers for a career in law enforcement. The requirements for certification are set by both state statute and council rule. CLEET conducts basic academy training for municipal, county, tribal, and state officers except for nine agencies that have been approved to conduct their academy due to the size of their departments and the complexity of training issues. CLEET also proctors the certification exam and maintains certification records for peace officers trained in the Basic Peace Officer Certification (BPOC) programs at state technology centers and the Collegiate Officer Program (COP) at state universities.

CLEET provides Oklahoma peace officers with mandated, continuing, and advanced training to enhance officer skills to better serve the citizens and visitors to Oklahoma. Officers must be prepared to handle increasing diversity in communities and learn new skills to adapt to modern police issues that are complex and global. Training courses are selected based upon direct input from chiefs, sheriffs, and officers.

This program also monitors compliance for reporting employment changes and completion of annual continuing education required for officers to retain their certification. Complaints against peace officers are investigated for possible certification withdrawal.



## AGENCY ACCOMPLISHMENTS

- Provided curriculum for, tested, and certified 749 new full-time and 119 reserve peace officers across the state.
- Reviewed and approved private licenses for security guards, private investigators, bail enforcers, security agencies, investigative agencies, security guard/investigator/bail enforcer schools, and others.
- Worked with customers to improve access to and familiarity with the online portal for individual certificate holders and licensees as well as licensed businesses and law enforcement agencies. The portal allows customers to submit information and documentation, track continuing education, apply for licensure and certification, and pay fees.

## AGENCY GOALS

- Improve active shooter training for both basic peace officer cadets and continuing education attendees.
- Build and equip an Active Response Center training facility. Project has been funded and is currently in the planning phase.
- Complete the law enforcement driver training track repair and improvement, which is currently under construction.
- Obtain formal national accreditation of CLEET's basic training academy and peace officer regulation practices.
- Continue to update, review, and improve basic peace officer training topics and materials.
- Ensure that agency staff pay schedule reflects market conditions and that all agency employees are appropriately compensated.
- Improve online portal through close cooperation with the vendor and by upgrading to the most recent platform option in early 2024. The upgrade will improve data reporting capabilities.





OKLAHOMA

# Conservation Commission

Trey Lam  
Executive Director



The **Conservation Commission** is responsible for administering programs and services that provide for the conservation of the renewable natural resources of this state.

Founded in **1937**, this agency now encompasses the following divisions:

- Field Services serves the needs of 84 conservation districts.
- Conservation Programs administers the Small Watershed Flood Control Program and State Cost Share Program.
- Water Quality administers the State's Environmental Protection Agency 319 non-point source pollution and soil health programs.
- Office of Geographic Information and Technical Services houses the State Office of Geographic Information and maintains the agency's Geographic Information Systems operations and database.
- Abandoned Mine Lands reclaims abandoned coal mine sites.

# Agency Vision, Mission and Core Values

## **Vision:**

Responsible for care of Oklahoma's renewable natural resources.

## **Mission:**

Conserve, protect and restore Oklahoma's renewable natural resources, working in collaboration with the conservation districts and other partners, on behalf of the citizens of Oklahoma.

## **Core Values:**

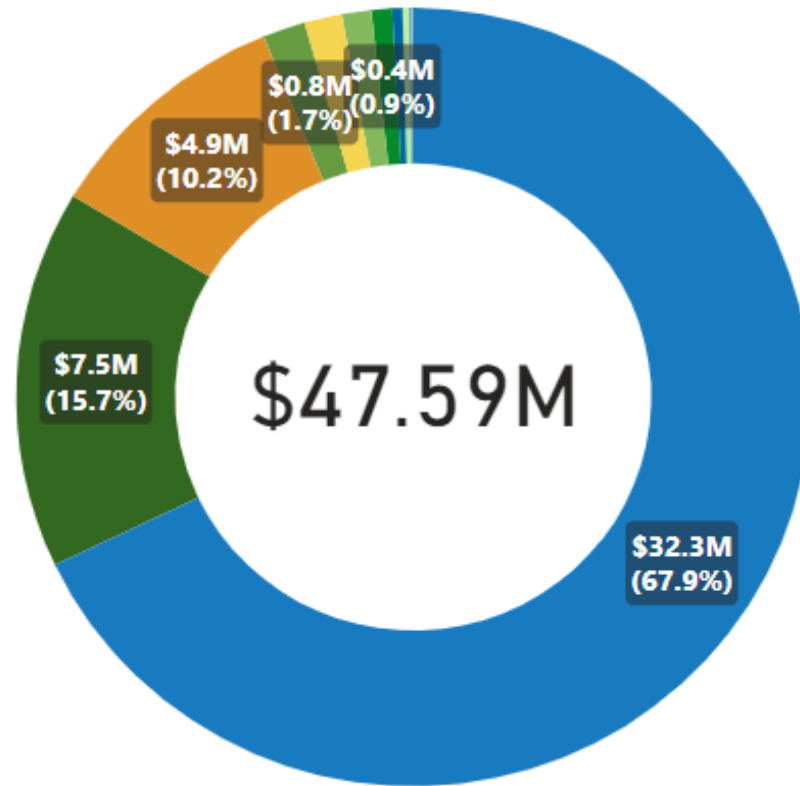
Personal accountability and responsibility are two core values that are seen as critical for the employees as well as the governing body of the Oklahoma Conservation Commission. These characteristics serve as the basis for the strength of the Agency. These values, coupled with integrity, give rise to the type of behavior desired in the business environment.



# Conservation Commission

## FY 2023 Expenditures

Expense Group	Sum of Amount
Pass-throughs	\$32,313,836
Personnel	\$7,491,841
Buildings & Facilities	\$4,859,226
Professional Services	\$827,346
Fleet	\$722,579
General Administration	\$571,088
IT	\$408,407
Program Reimbursements	\$189,960
Travel	\$142,170
Assistance Payments	\$40,873
Debt Service	\$22,911
<b>Total</b>	<b>\$47,590,236</b>



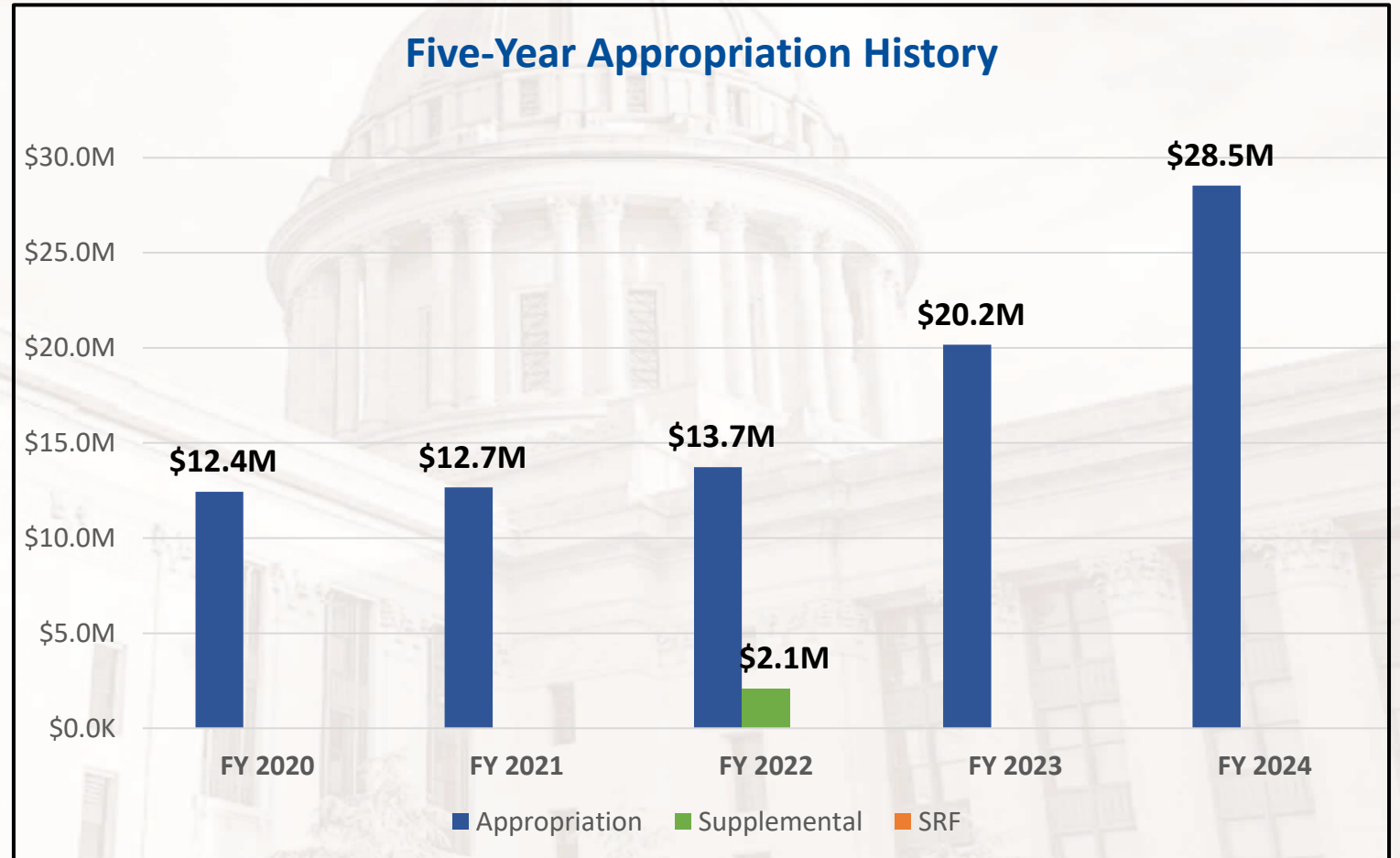
- Expense Group**
- Pass-throughs
  - Personnel
  - Buildings & Facilities
  - Professional Services
  - Fleet
  - General Administration
  - IT
  - Program Reimbursements
  - Travel
  - Assistance Payments
  - Debt Service

Operating	Grants & Pass-Throughs
● Personnel	● Medicaid
● Professional Services	● Assistance Payments
● General Administration	● Pass-throughs
● IT	● Program Reimbursements
● Travel	
Capital	Other
● Buildings & Facilities	● Other
● Highways & Bridges	● Statewide Medical Claims
● Debt Service	
● Fleet	

Note: Data obtained on 1.03.24.

# Appropriation History

Fiscal Year	Legislated Appropriation (\$) <i>(Includes supplementals and SRF/ARPA.)</i>
FY 2020	\$12,437,815
FY 2021	\$12,658,644
FY 2022	\$15,826,932
FY 2023	\$20,162,988
FY 2024	\$28,527,454





# Programs and FY 2024 Budget Summary

Program Name	Brief Description of Program	FY 2024 Budget	# Served by Program
Abandoned Mine Land Reclamation Program	Reclaim land mined for coal prior to 1977 and eliminate hazards to public health and safety that exist on these legacy mines.	\$7,105,762	Landowners and citizens in all 77 counties and 84 Conservation Districts.
Conservation Programs (Watershed Operations and Maintenance)	Working in cooperation with the Natural Resources Conservation Service and conservation districts, this division provides technical and financial assistance to operate and maintain 2,107 flood control dams in the state and modify high hazard dams. Manages the state cost-share program.	\$55,166,171	3.9 million Oklahomans.
Field Services	Provides funding and support to the state's 84 conservation districts for personnel and operations to support the administration of their duties.	\$11,985,116	84 conservation districts who serve the citizens of the state.
Geographic Information Systems / IDS Data Processing	Houses the Office of Geographic information and provides Geographic Information Systems and Information support to Commission and conservation district staff.	\$514,461	In FY 2023 there were 200,000 visits to OKMaps.
Water Quality / Wetlands Program	Technical lead for EPA 319 Nonpoint Source Pollution. Leads the state's Wetland Working Group in developing the state's Wetland Working Plan among all partners. Implements soil health education.	\$10,767,732	3.9 million Oklahomans ensuring cleaner stream and lake waters.
Administration	General agency administration, office management, mail, communications, legislative liaisons, general counsel/legal, etc.	\$1,369,409	49 agency staff and 84 conservation districts.
Information Services	Technology Solutions and support to agency.	\$530,404	49 agency staff and 84 Conservation District Officers.



Note: Budget amounts include revisions as of 12.01.23.

# Program Details

---

## Oklahoma Conservation Commission | FY 2024 Budget | \$87,439,055

### Water Quality / Wetlands Program | \$10,767,732

Water Quality and Wetlands program is responsible for identifying state waters impaired by nonpoint source pollution and then prioritizing and implementing projects to reduce pollutants by measurable amounts and improving water quality in an effort to remove streams from the state's List of Impaired Waters (Clean Water Act Section 303(d) List). The agency is responsible for preparing and updating the state's wetlands conservation plan and coordinating the state's Wetland's Working Group to conserve, enhance, and restore the quantity and biological diversity of wetlands in Oklahoma. As federal and state funds are available, OCC provides management of funds on a watershed basis to assist landowners with installing conservation practices to address water quality problems.

The Soil Health Education Program, in cooperation with conservation districts and other partners, educates agricultural producers and other citizens about soil health and the potential for regenerative farming. In cooperation with conservation districts and other partners, this division educates citizens across the state about water quality and nonpoint source pollution and trains citizen volunteers to collect data that can be used to supplement the state's data collection capabilities.

### Conservation Programs (Watershed Ops and Maintenance) | \$55,166,171

Watershed Ops and Maintenance provides technical and financial assistance to conservation districts in support of the districts' responsibilities to operate and maintain 2,107 upstream flood control dams. These dams represent a \$2 billion public infrastructure that provides \$91 million in state benefits annually. The Watershed Program works in cooperation with the Natural Resources Conservation Service and conservation districts to provide technical and financial assistance to modify high hazard dams to ensure they meet state dam safety criteria for reducing the risk of loss of life and improving public safety.

The Locally Led Conservation Cost-Share Program provides funds to conservation districts to assist landowners to implement conservation practices on the land to reduce soil erosion and improve water quality.



# Program Details

---

## **Field Services | \$11,985,116**

Field services funding is provided to the state's 84 conservation districts for personnel and operations to support the administration of their duties pursuant to the Conservation District Act, Title 27A, and Chapter 3 of the Oklahoma statutes. District Services provides tools, training, and technical assistance to Conservation District boards and employees on public official governance, personnel management, and financial management in compliance with state laws, rules, regulation, and policy.

## **GIS/IDS Data Processing | \$514,461**

The Office of Geographic Information (OGI) provides Geographic Information Systems (GIS) and Information Technology (IT) support to Commission and conservation district staff. Within this program, the Office of Geographic Information manages the state's geospatial data clearinghouse, OKMaps, which provides authoritative geographic information to the public, government agencies, businesses and educational institutions inside and outside Oklahoma.

## **Abandoned Mine Land (AML) Reclamation Program | \$7,105,762**

Abandoned Mine Land (AML) protects lives, repairs scarred land, and improves the environment. The primary objective is to protect the public from hazards resulting from past coal mining practices by eliminating risks through the reclamation of abandoned surface and underground coal mine sites that pose the highest threat to the public's health, safety, and general welfare.

To accomplish the mission of the AML program, abandoned mine sites must be identified, inventoried, assessed and prioritized, with right-of-entry acquired, plans developed, surveys performed, design completed, construction contracted, construction performed with AML inspection, vegetation established, and maintenance monitored for at least two years. AML also responds to emergencies created by sudden occurrences involving abandoned coal mines when a public health or safety issue requires immediate action.



The Oklahoma Conservation Commission, in partnership with the Emergency Drought Commission and local conservation districts, has made significant progress in confronting the state's drought challenges. In the past year, thanks to funding appropriated by the state legislature, this collaboration distributed over \$22 million to support more than 5,000 projects across all 77 counties in the state.

Local conservation districts have been crucial in rapidly deploying these funds, enabling essential water resource development projects. Projects, which include pond cleanouts, water well drilling and cover crop planting, are vital not only for current drought relief but also for preparing for future droughts. This forward-thinking approach promotes long-term sustainability and resilience in Oklahoma's agricultural practices.

This joint effort demonstrates how collaboration across government levels can significantly impact environmental crisis management. The combined actions of the Oklahoma Conservation Commission, the Emergency Drought Commission, and local districts have been instrumental in protecting the agricultural sector and enhancing community resilience.

A STORY OF  
*Success*

*Oklahoma's Emergency Drought Commission, enabled through passage of House Bill 1923 in 2013, provides funding for drought mitigation and related projects in Oklahoma in conjunction with a formal gubernatorial drought declaration.*



## AGENCY ACCOMPLISHMENTS

- Completed rehabilitation of two dams to meet current state dam safety criteria. Completed remedial repairs on 11 dams utilizing a \$2 million federal match.
- Partnered with 11 Conservation Districts to employ watershed aides that provide day-to-day operation and maintenance services to 25 Conservation Districts with 1,235 flood control dams.
- Inspected 2,107 dams and performed repairs and maintenance on 386 dams. Responded to 16,795 OKIE One-Call locate tickets to prevent damage to the \$2 billion public infrastructure of dams.
- Conservation Districts delivered over \$2 million of state cost-share funds to landowners to improve soil and water quality.
- At the direction of the Emergency Drought Commission, provided drought relief payments to 3,423 land managers.
- Assisted USDA-NRCS in delivery of \$53.6 million of federal conservation assistance on 590,275 acres to Oklahoma landowners through Farm Bill Programs.

## AGENCY GOALS

- Implement the Terry Peach North Canadian River Restoration Project.
- Expand the Unpaved Roads Program.
- Maintain the \$2 billion public infrastructure and sustain the \$96 million in annual benefits by continuing to perform the inspections, operation and maintenance of the state's 2,107 upstream flood control dams.
- Continue development of the Soil Health Program.
- Administer the Emergency Drought and Locally Led Cost Share programs.
- Obtain high-resolution, leaf-off, full-color aerial photography, a key element of modernizing the state's digital infrastructure.





**OKLAHOMA**  
Corporation  
Commission

## Brandy Wreath Director Of Administration



The **Oklahoma Corporation Commission** serves as the agency charged with balancing the rights and needs of Oklahoma residents and industries over a wide range of activities in four program areas.

Created in **1907** by Article 9 of the Oklahoma Constitution, this agency now encompasses the following programs:

- Oil and Gas Conservation – Oil and gas drilling and production.
- Public Utility – Electric and gas utilities, telecommunications.
- Transportation – Motor and passenger carriers, pipeline, rail crossings, transportation networks.
- Petroleum Storage Tank – Underground and aboveground storage tanks, fuel dispensers (i.e., gas pumps).
- Administrative, Judicial and Legal Services – Supports agency core divisions with attorneys, administrative court system, finance, human resources and public information.

# Agency Vision, Mission and Core Values

## Vision:

Protect citizens and the environment for the State of Oklahoma. By protecting natural resources, improving quality of life, promoting continued economic development, and holding itself and the industries accountable to the citizens of Oklahoma.

## Mission:

- Ensure responsible and safe development of oil and gas resources.
- Ensure reliable utility service at fair rates.
- Ensure safe and legal operation of motor carriers, pipelines, rail crossings, and fueling stations.
- Ensure prevention and remediation of energy-related pollution of the environment.

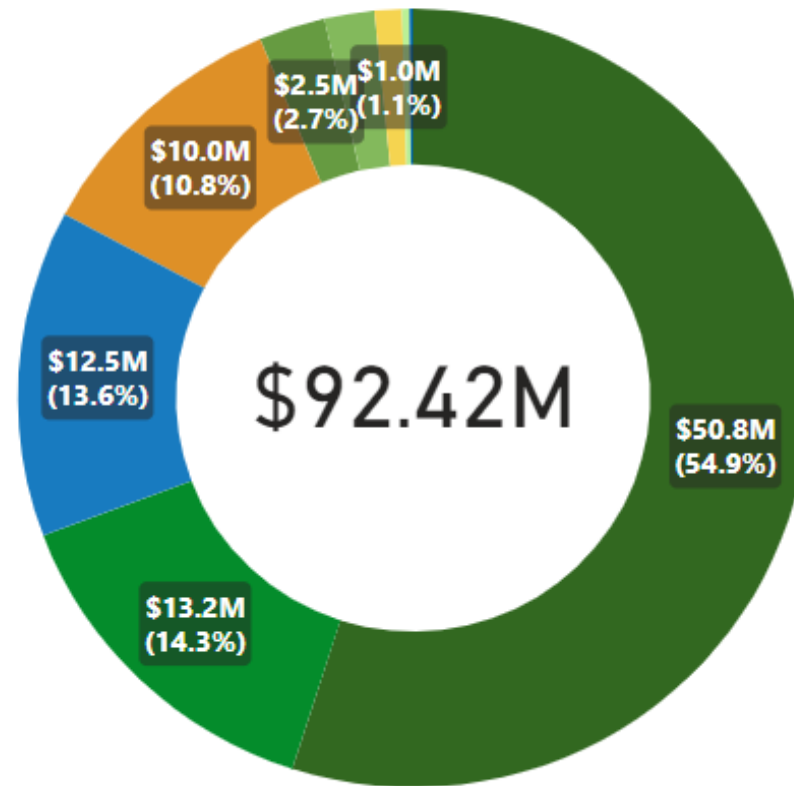
## Core Values:

- Excellence is our standard: Treat all who come before the agency with fairness, respect, attention and service.
- Protect the interest of the public to safeguard essential state services and natural resources from exploitation, inadequate performance or waste.
- Service-Assistance-Compliance: Service to our regulated industries, assistance to the public, and compliance with the laws of the state.



# Corporation Commission FY 2023 Expenditures

Expense Group	Sum of Amount
Personnel	\$50,781,043
IT	\$13,226,133
Pass-throughs	\$12,543,911
Buildings & Facilities	\$10,024,114
Professional Services	\$2,508,875
General Administration	\$1,908,041
Fleet	\$1,015,119
Travel	\$288,008
Program Reimbursements	\$129,445
<b>Total</b>	<b>\$92,424,688</b>



- Expense Group**
- Personnel
  - IT
  - Pass-throughs
  - Buildings & Facilities
  - Professional Services
  - General Administration
  - Fleet
  - Travel
  - Program Reimbursements

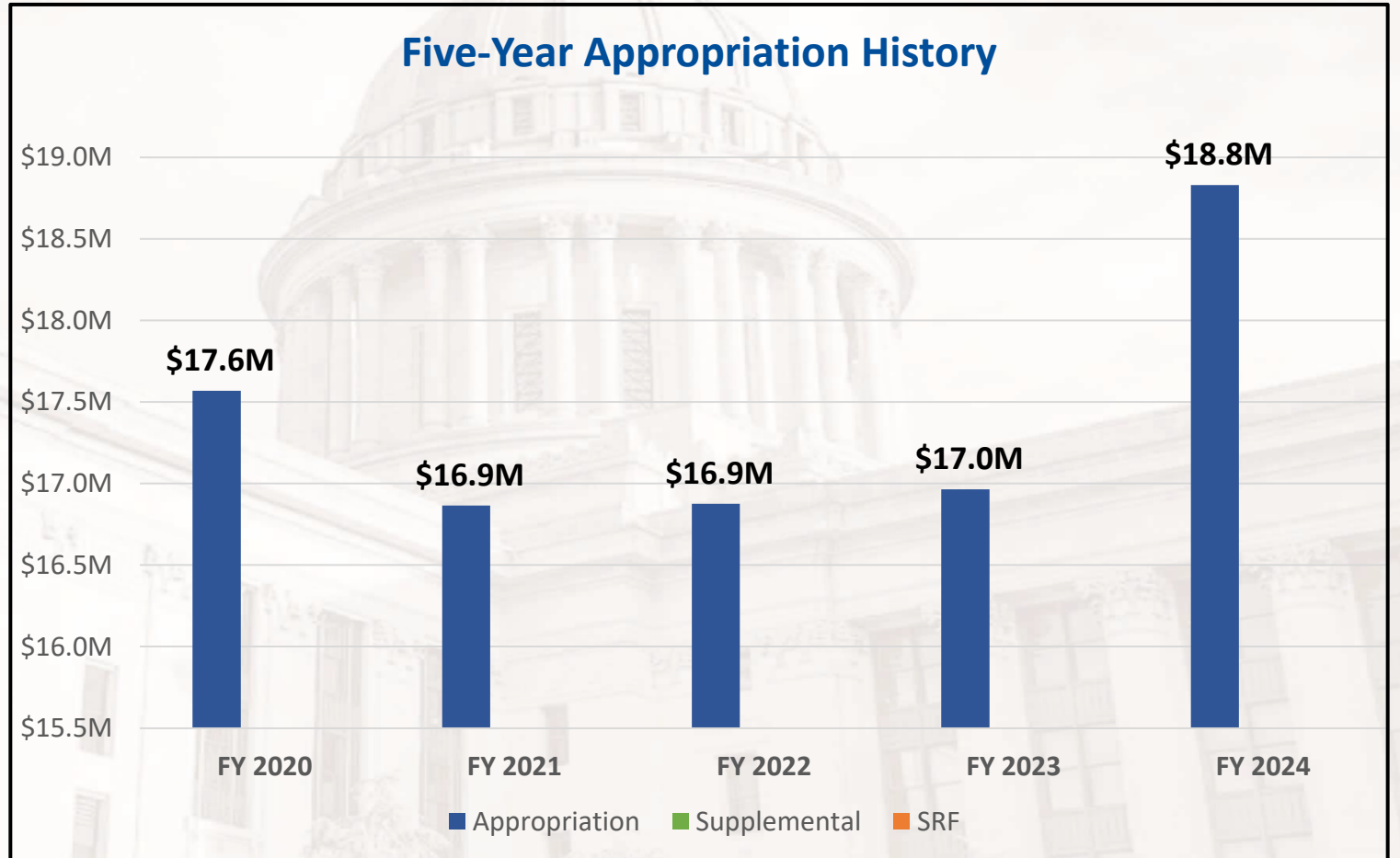
Operating	Grants & Pass-Throughs
● Personnel	● Medicaid
● Professional Services	● Assistance Payments
● General Administration	● Pass-throughs
● IT	● Program Reimbursements
● Travel	
Capital	Other
● Buildings & Facilities	● Other
● Highways & Bridges	● Statewide Medical Claims
● Debt Service	
● Fleet	

Note: Data obtained on 1.03.24.



# Appropriation History

Fiscal Year	Legislated Appropriation (\$) <i>(Includes supplementals and SRF/ARPA.)</i>
FY 2020	\$17,568,600
FY 2021	\$16,865,856
FY 2022	\$16,876,719
FY 2023	\$16,964,255
FY 2024	\$18,829,255



# Programs and FY 2024 Budget Summary

Program Name	Brief Description of Program	FY 2024 Budget	# Served by Program
<b>Administrative, Judicial and Legal Services</b>	Administration, Finance, Procurement, A/P and HR providing support services for all agency programs and divisions. Legal arm of the Commission performs administrative court hearings, maintains court records, provides attorney representation for OCC divisions and Commissioners.	\$14,230,690	538+ present employees, four core programs, one support program, and OMES.
<b>Petroleum Storage Tanks</b>	Consumer, safety and environmental protection at fueling stations and remediating pollution from refined products.	\$6,174,728	14,520 PSTD registered tank owners and licensees.
<b>Oil and Gas Conservation</b>	Environmental and correlative rights protection related to the exploration and production of oil and natural gas; preventing waste of and ensuring appropriate development of state's oil and gas resources.	\$66,791,612	More than 4 million Oklahomans including related oil and gas companies and municipalities.
<b>Public Utility</b>	Service reliability, fiscal accountability to ratepayers and/or the state related to electric, gas, private water, cotton gin utilities & telecommunication providers.	\$6,213,756	All Oklahoma residents, and utilities that fall under OCC Jurisdiction.
<b>Transportation</b>	Safety and infrastructure protection (e.g., weight and insurance enforcement) involving motor carriers, passenger carriers and other commercial vehicles, rail crossings, underground natural gas storage facilities and pipelines.	\$24,713,834	More than 6 million, including all Oklahoma residents and travelers.
<b>Information Technology</b>	Technology solutions and support to agency.	\$14,169,190	538+ present employees, four core programs, one support program, and OMES.



# Program Details

---

## Corporation Commission | FY 2024 Budget | \$132,293,810

### Administrative, Judicial and Legal Services (AJLS) | \$14,230,690

Includes human resources, accounting, budgeting, finance, general administration, capital asset management, public information, and office of general counsel.

Judicial and Legal Services (JLS) is a component of AJLS that consists of the OCC court clerk, administrative law judges, attorneys, court reporters, and administrative and support personnel. JLS maintains all documents filed on record with the agency and fulfills the commission's constitutional and statutory court-of-record duties by ensuring the opportunity for fair and open hearings in all legislative and judicial matters. These functions ultimately support the commissioners' roles as decision-makers by facilitating the development of proper evidentiary records in proceedings before the commission.

### Petroleum Storage Tanks | \$6,174,728

This program:

- Administers federal underground storage tank program and has jurisdiction over underground and aboveground storage tanks containing antifreeze, aviation fuel, diesel, gasoline, kerosene, motor fuel and motor oil.
- Enforces state and federal regulations through compliance inspections at storage tank facilities and calibration of dispensers.
- Coordinate corrective action or remediation plans at contaminated sites when a release occurs from a storage tank system contaminating soil and groundwater in the state.
- Administers the Oklahoma Petroleum Storage Tank Indemnity Fund and the Oklahoma Leaking Underground Storage Tank Trust Fund.



# Program Details

---

## **Oil & Gas Conservation | \$66,791,612**

Provides information, permitting, investigation and compliance services to oil and gas industry, mineral interests, landowners, and general public to develop oil and gas resources of the state while protecting the environment and ensuring public safety through regulation for all activities associated with the exploration and production of oil and natural gas. Administers surety and mineral owners' escrow accounts for oil and gas operators. In FY 2023, the agency received a \$25 million federal grant under the Infrastructure Investment and Job Act (IIJA) to plug orphan wells.

## **Public Utility | \$6,213,756**

Administers and enforces agency rules, regulations, and orders involving electric utilities, gas utilities, water utilities, wind farms, telecommunications service providers, and cotton gins.

- Promotes efficiency, innovation, and technological growth among regulated utilities and the program-area companies.
- Administrates the Oklahoma Universal Service Fund, which supports broadband to Oklahoma's public schools, libraries, mental health facilities, and hospitals, as well as ensures telecommunications services to rural Oklahoma.
- Administrates the Oklahoma Lifeline Fund and oversees implementation of the Federal Lifeline Fund, which provides telecommunications benefits to low-income families across the state.

## **Transportation | \$24,713,834**

Provides management, direction, and supervision of the administration and enforcement of motor carriers, commercial motor vehicles, transportation network companies, nonconsensual towing rates, as well as railroad safety and pipeline safety regulatory activities within and through the State of Oklahoma. This division operates the state's nine fixed motor carrier screening facilities, including ports of entry and weigh stations.



## AGENCY ACCOMPLISHMENTS

- The Transportation Division began procuring radios for the enforcement fleet and officers in July 2022. Memorandums of Understanding with law enforcement jurisdictions in the vicinity of ports and weigh stations were finalized in September 2023. These agreements provide OCC with radio bandwidth access and allow mutual aid. Radio equipment has been bid out and selected. This will improve safety of personnel and permit direct communication with other law enforcement entities including DPS and county sheriff offices for coordinated responses.
- Cross-trained Oil & Gas and Petroleum Storage Tank inspectors to serve on the 55-member Public Utility Enforcement Team. During the first year, the team reported 1,289 potential hazards for investigation of which 364 (28%) were reported to utility companies for resolution and 124 (10%) were identified as critical or high importance.
- Saved taxpayers a projected \$3.3 million for the three-year period of anticipated displacement from the Jim Thorpe Building, which is undergoing a complete renovation.
- Achieved a 47% reduction in office footprint by redesigning already hybrid work schedules and utilizing “hoteling” and shared workspaces.

## AGENCY GOALS

- Further expand plugging of the state’s nearly 18,000 abandoned oil wells utilizing an initial \$25 million federal EPA grant and obtaining authorization of another \$52 million in phase two of the Infrastructure Investment and Job Act grant.
- Address the critical environmental cleanup of injection wells seeping to the surface to re-establish a pristine landscape. The agency retained contract services to assist its remediation efforts. Significant improvement is underway.
- Continue to evaluate all field services to maintain proper staffing levels and emergency readiness for prompt response as required to perform critical regulatory duties.
- The Induced Seismicity Unit is moving forward with portable seismic monitoring array stations to provide real-time data of critical seismic activity in locations not readily available from the Oklahoma Geological Survey. The information is needed to reduce felt quakes. The data will aid in developing protocols to maintain the delicate balance between exploration and property owner protection, which remains a consistent value of the agency and keeps Oklahoma one of the nation’s top oil and gas producing states.
- Continue ongoing financial commitment to digital transformation which includes completing implementation of its agency-wide enterprise information management system (IMS).





**OKLAHOMA**  
**Corrections**

## Steven Harpe Executive Director



The **Oklahoma Department of Corrections** serves as the agency vested with administrative direction and control over matters relating to the state's penal institutions (57 O.S. § 509), prison industries (57 O.S. § 510), probation and parole supervision (57 O.S. § 515a), and registration of sexual or violent offenders (57 O.S. § 581 et seq.).

Founded in **1967**, this agency encompasses the following programs:

- **Facilities:** State-operated institutional facilities (minimum, medium, and maximum security).
- **Probation and Parole Services:** Supervision of offenders in the community.
- **Community Corrections:** State-operated community correctional facilities.
- **Prison Industries:** Manufacturing and agricultural services.
- **Offender Programs:** Inmate programs and grants (education, re-entry, substance abuse, and GPS).
- **Community Sentencing:** Community-based sentencing (alternative to incarceration).
- **Contracted Services:** Private prisons, halfway houses, county jails, and county jail backup.
- **General Operations:** Agencywide general operations (debt service, workers compensation, risk management).
- **Central Office Operations:** Agencywide administrative services and support.
- **Divisional Office Operations:** Agencywide divisional office operations support services for prisons, probation and parole, and community corrections.
- **Health Services:** Inmate medical, dental, and mental health.
- **Information Technology:** Agencywide information technology services.

# Agency Vision, Mission and Core Values

## **Vision:**

We change lives.

## **Mission:**

Protect the public, employees, inmates and offenders.

## **Core Values:**

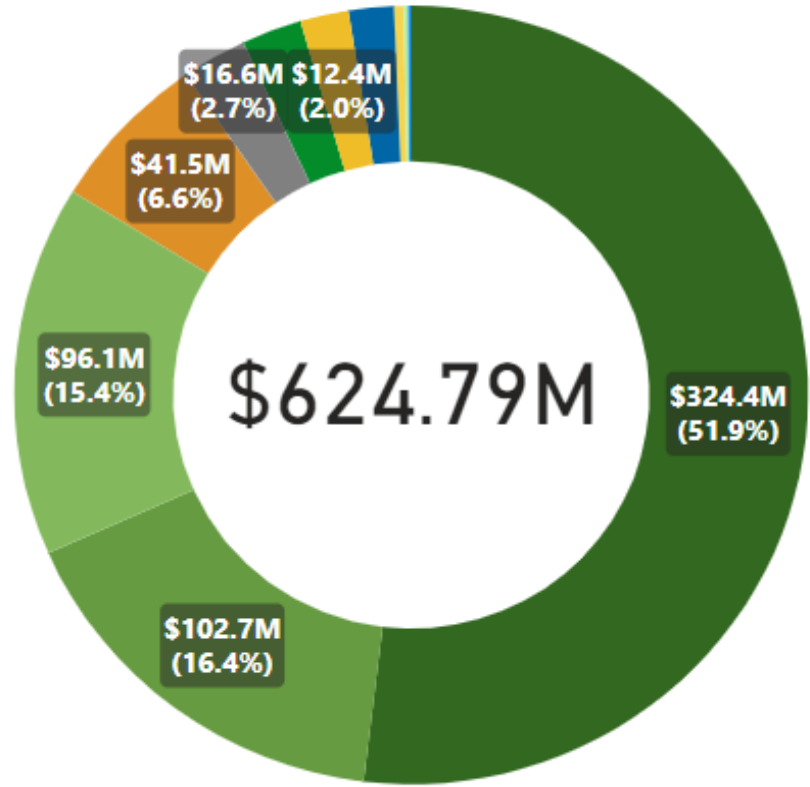
- Professionalism.
- Rehabilitation.
- Integrity.
- Diversity.
- Excellence.



# Department of Corrections

## FY 2023 Expenditures

Expense Group	Sum of Amount
Personnel	\$324,366,645
Professional Services	\$102,662,395
General Administration	\$96,124,158
Buildings & Facilities	\$41,481,727
Other	\$16,639,889
IT	\$15,317,491
Debt Service	\$12,424,687
Program Reimbursements	\$11,362,480
Fleet	\$2,437,275
Travel	\$1,186,517
Assistance Payments	\$777,035
Pass-throughs	\$6,689
<b>Total</b>	<b>\$624,786,988</b>



- Expense Group**
- Personnel
  - Professional Services
  - General Administration
  - Buildings & Facilities
  - Other
  - IT
  - Debt Service
  - Program Reimbursements
  - Fleet
  - Travel
  - Assistance Payments
  - Pass-throughs

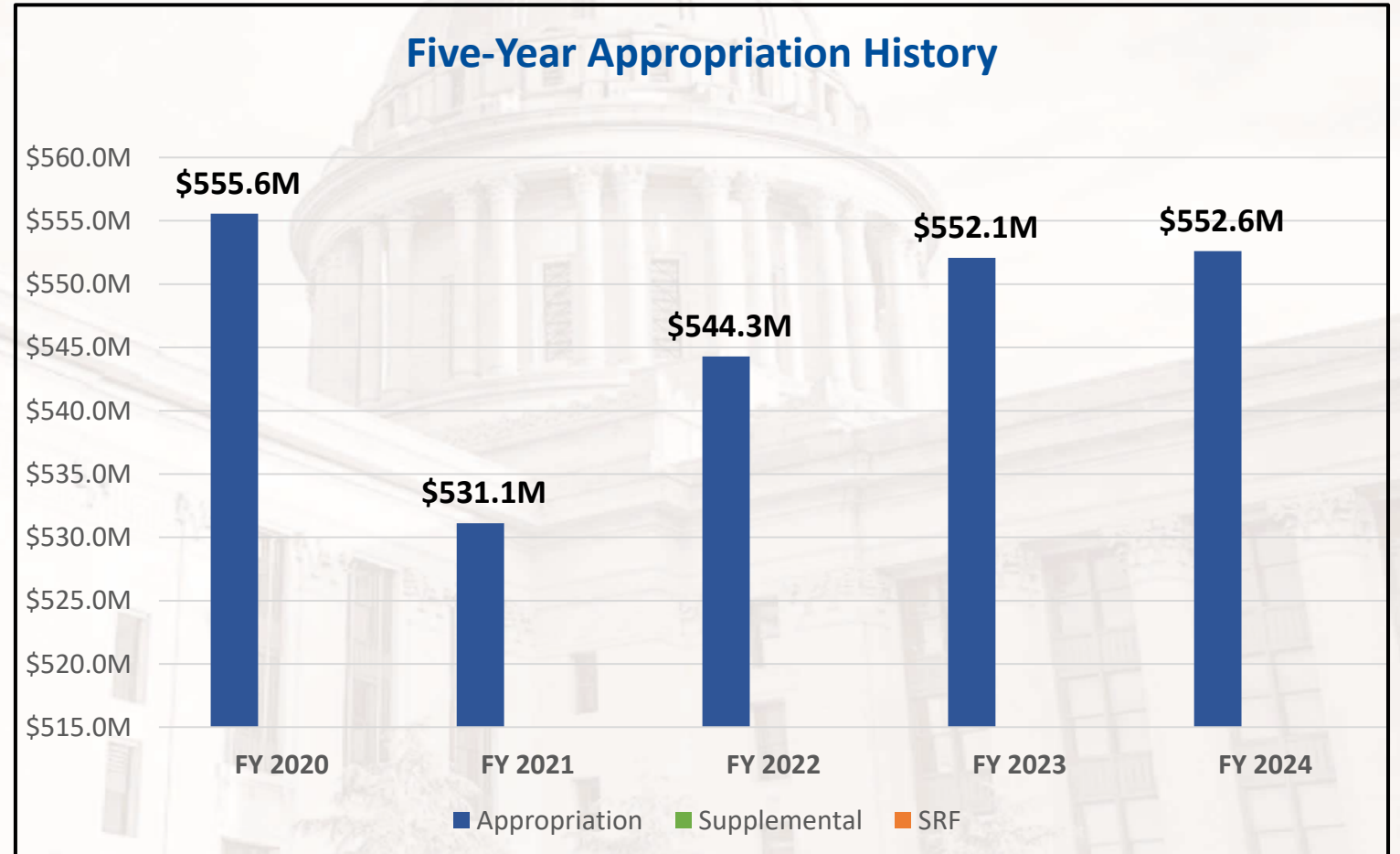
Operating	Grants & Pass-Throughs
Personnel	Medicaid
Professional Services	Assistance Payments
General Administration	Pass-throughs
IT	Program Reimbursements
Travel	
Capital	Other
Buildings & Facilities	Other
Highways & Bridges	Statewide Medical Claims
Debt Service	
Fleet	

Note: Data obtained on 1.3.2024. Excludes fiduciary expenditures.



# Appropriation History

Fiscal Year	Legislated Appropriation (\$) <i>(Includes supplementals and SRF/ARPA.)</i>
FY 2020	\$555,559,824
FY 2021	\$531,112,247
FY 2022	\$544,278,904
FY 2023	\$552,082,900
FY 2024	\$552,606,940



# Programs and FY 2024 Budget Summary

Program Name	Brief Description of Program	FY 2024 Budget	# Served by Program
Prison Operations	Imposes court-ordered incarceration in a correctional institution for sentenced felony offenders.	\$236,417,342	<ul style="list-style-type: none"> <li>Adults convicted of Oklahoma felony crimes.</li> <li>FY 2024 capacity - 16,968.</li> </ul>
Probation and Parole Services	Supervision of offenders sentenced by the court to suspended and deferred probationary sentences, offenders released from incarceration to parole, offenders released to Global Position Satellite Monitoring and Electronic Monitoring for DUI offenders, and offenders residing in Oklahoma who were sentenced in other states.	\$35,454,841	<ul style="list-style-type: none"> <li>Offenders sentenced to community supervision and parole.</li> <li>Approximately 23,000 people served.</li> </ul>
Community Corrections	Provides gradual re-entry process for reintegration of inmates nearing release.	\$21,276,731	<ul style="list-style-type: none"> <li>Low-risk community security inmates.</li> <li>FY 2024 capacity - 1,313.</li> </ul>

Note: Budget amounts include revisions as of 12.01.23.



# Programs and FY 2024 Budget Summary

Program Name	Brief Description of Program	FY 2024 Budget	# Served by Program
Prison Industries	<p>Agri-Services produces, purchases, and provides food items needed to meet master menu requirements, efficiently manages agency-owned land resources, and provides meaningful employment to inmate workers.</p> <p>Correctional Industries trains and employs inmates in manufacturing factories, Prison Industry Enhancement Certification Program (PIECP), and partnerships to provide products and services to state and local government entities, nonprofit and charitable organizations, and current and retired employees.</p>	\$31,940,150	<ul style="list-style-type: none"> <li>Inmate population for facilities and community corrections.</li> <li>FY 2024 capacity - 18,281.</li> </ul>
Offender Programs	Provides education, vocational training, substance abuse treatment, and federal grants.	\$25,349,537	<ul style="list-style-type: none"> <li>Inmate population for facilities and community corrections.</li> <li>FY 2024 capacity - 18,281.</li> </ul>
Community Sentencing	The Community Sentencing program administers a statewide community sentencing system pursuant to the provisions of the Oklahoma Community Sentencing Act and other provisions of law.	\$3,501,159	<ul style="list-style-type: none"> <li>Offenders provided the option to remain in the community as an alternative to incarceration.</li> <li>Approximately 3,000 served.</li> </ul>



*Note: Budget amounts include revisions as of 12.01.23.*

# Programs and FY 2024 Budget Summary

Program Name	Brief Description of Program	FY 2024 Budget	# Served by Program
Contracted Services	Due to limited space within ODOC institutions, the agency contracts and provides administrative control of the contracts for space in halfway houses, county jails, and private prisons. Inmates awaiting reception are also held in county jail backup.	\$74,922,641	<ul style="list-style-type: none"> <li>• FY 2024 Contract Capacity - 4,541 (private prisons 4,680, halfway houses 121, and county jail 0).</li> <li>• FY 2023 average count: 1,178 (jail backup).</li> </ul>
General Operations	General Operations administers funding for debt service, Workers' Compensation, SoonerFlex, risk management, North Fork Correctional Facility lease, and contingency.	\$27,346,553	<ul style="list-style-type: none"> <li>• All employees and facilities. FY 2023 average count: 43,200 (facilities, community, contracts, jail backup, Community Sentencing, Probation and Parole, and GPS).</li> <li>• FY 2023 average filled FTE: 3,525.</li> </ul>
Central Office Operations	Executive offices for the agency provide oversight and management of all aspects of operations for the agency, while several administrative offices provide support for various agencywide functions.	\$47,933,024	<ul style="list-style-type: none"> <li>• All employees and facilities. FY 2023 average count: 43,200 (facilities, community, contracts, jail backup, Community Sentencing, Probation and Parole, and GPS).</li> <li>• FY 2023 average filled FTE: 3,525.</li> </ul>



Note: Budget amounts include revisions as of 12.01.23.

# Programs and FY 2024 Budget Summary

Program Name	Brief Description of Program	FY 2024 Budget	# Served by Program
Divisional Office Operations	Divisional offices provide needed administrative and organizational support to field operations.	\$30,621,808	<ul style="list-style-type: none"> <li>All employees and facilities. FY 2023 average count: 43,200 (facilities, community, contracts, jail backup, Community Sentencing, Probation and Parole, and GPS).</li> <li>FY 2023 average filled FTE: 3,525.</li> </ul>
Health Services	Provides constitutionally required medical, dental, and mental health care to inmates incarcerated in state facilities, county jails, and contract facilities.	\$114,346,524	<ul style="list-style-type: none"> <li>Adults convicted of felony crimes in Oklahoma.</li> <li>FY 2024 capacity - 18,281.</li> </ul>
ODOC Consolidated Petty Cash	Funds used for discharging inmates with less than \$50 in their trust fund account; lost or damaged inmate property; licenses, permits, and fees; and livestock.	\$520,000	<ul style="list-style-type: none"> <li>The inmate population, with 143 checks totaling \$302,030 issued in FY 2023.</li> </ul>
ODOC Consolidated Trust Fund	Inmate funds are maintained within the Offender Banking System which utilizes the state accounting system for deposits and disbursements within the 700 fund.	\$44,000,000	<ul style="list-style-type: none"> <li>Inmate population for facilities and community corrections.</li> <li>FY 2023 average count: 17,333.</li> </ul>



Note: Budget amounts include revisions as of 12.01.23.

# Programs and FY 2024 Budget Summary

Program Name	Brief Description of Program	FY 2024 Budget	# Served by Program
ODOC Consolidated Canteen	Funds generated through the sale of merchandise to inmates with profits utilized to support the agency's inmate and employee welfare and canteen system support, 205 fund.	\$15,000,000	Inmate population for facilities and community corrections. FY 2023 average count: 17,333.
ODOC Consolidated Restitution	Court-ordered offender restitution obligation management and the collection of statutory fees from offenders who are under the supervision of Probation and Parole Services.	\$1,500,000	The number of clients served is determined by the courts as offenders are sentenced. 5612 checks totaling \$975,569 were issued in FY 2023.
Information Technology	Manages information technology resources under the central control of the Office of Management Enterprise Services.	\$21,968,781	All agency users.



*Note: Budget amounts include revisions as of 12.01.23.*

# Program Details

---

## Department of Corrections | FY 2024 Budget | \$732,099,091

### **Prison Operations | \$236,417,342**

Imposes court-ordered incarceration in a correctional institution for sentenced felony offenders. Correctional centers include Jess Dunn CC, James E. Hamilton CC, Mack Alford CC, Howard McLeod CC, Oklahoma State Penitentiary, Lexington Assessment and Reception Center, Joseph Harp CC, Dick Conner CC, Mabel Bassett CC, Oklahoma State Reformatory, James Crabtree CC, John Lilley CC, Jackie Brannon CC, Eddie Warrior CC, Bill Johnson CC, Great Plains CC, and Allen Gamble CC.

### **Probation and Parole Services | \$35,454,841**

Supervises offenders sentenced by the court to suspended and deferred probationary sentences, offenders released from incarceration to parole, offenders released to Global Position Satellite Monitoring and Electronic Monitoring for DUI offenders, and offenders residing in Oklahoma who were sentenced in other states.

### **Community Corrections | \$21,276,731**

Community corrections centers provide a steady and gradual re-entry process for inmates reintegrating back into the community.



# Program Details

---

## **Prison Industries | \$31,940,150**

Agri-Services produces, purchases, and provides food items needed to meet master menu requirements, efficiently manages agency-owned land resources, and provides meaningful employment to inmate workers.

Correctional Industries trains and employs inmates in manufacturing factories, Prison Industry Enhancement Certification programs, and partnerships to provide products and services to state and local government entities, nonprofit and charitable organizations, and current and retired employees.

## **Offender Programs | \$25,349,537**

Offender programs offer inmates an opportunity to obtain treatment for substance abuse and develop skills for employment. Educational programs offer inmates an opportunity to return to society as better-educated citizens possessing the necessary knowledge and skills to become productive individuals. Lifelong learning programs include literacy, adult basic education, GED tests/certification, and vocational trades.





# Program Details

---

## **Community Sentencing | \$3,501,159**

The Community Sentencing program is designed to administer a statewide community sentencing system pursuant to the provisions of the Oklahoma Community Sentencing Act and other provisions of law. The program:

- Establishes goals and standards for the statewide community sentencing system and the local community sentencing systems.
- Promulgates rules under the Administrative Procedures Act for the implementation and operation of the Oklahoma Community Sentencing Act.
- Provides technical assistance and administrative support to each local community sentencing system.
- Reviews, analyzes, and funds local system plans within budgetary limitations.
- Provides performance-based evaluations for all service providers of the statewide system.
- Reports annually, by Jan. 15, to the Legislature and the Governor on the statewide program.



# Program Details

---

## **Contracted Services | \$74,922,641**

Due to limited space within ODOC institutions, the agency contracts and provides administrative control of the contracts for space in halfway houses, county jails, and private prisons. Inmates awaiting reception are also held in county jail backup.

Clients served: FY 2023 population averaged 5,224 persons as follows:

- Private prisons – 3,943.
- Halfway houses – 103.
- County jail backup – 1,178.

## **General Operations | \$27,346,553**

General Operations administers funding for debt service, Workers' Compensation, SoonerFlex, risk management, and contingency. No personnel are assigned to this activity and its function is to act as the funding location for agencywide expenditures.

## **Central Office Operations | \$47,933,024**

Executive offices for the agency provide oversight and management of all aspects of operations for the agency, while several administrative offices provide support for various agencywide functions.



# Program Details

---

## **Divisional Office Operations | \$30,621,808**

Divisional offices provide needed administrative and organizational support to field operations. These offices are necessary to provide continuity in operations and standardization of inmate treatment. Operational scope includes all institutions, community correction centers, probation and parole offices.

## **Health Services | \$114,346,524**

Provides constitutionally required medical, dental, and mental health care to inmates incarcerated in state facilities and contract facilities.

Medical, dental, and mental health care services are delivered at 22 health care units located in ODOC facilities statewide. Secondary and tertiary medical services are provided at Lindsay Memorial Hospital and the University of Oklahoma Health Sciences Center.



## AGENCY ACCOMPLISHMENTS

- Assumed operations of Allen Gamble Correctional Center, formerly Core Civic private prison contract and Davis Correctional Facility, and closed North Fork Correctional Center.
- Opened the Great Plains Correctional Center to improve operations and inmate conditions of confinement.
- Increased the number of available telepsychiatry appointment by 3,891 so far in FY 2024. Telemed reduced in-person visits by 5% in FY 2023 (program established in June 2023) and is projected to reduce in-person visits by 50% in FY 2024.
- Transitioned 3,513 staff from a monthly anticipatory payroll cycle to a biweekly payroll cycle, which has reduced errors and simplified the payroll process.
- Implemented Phase II of the Inmate and Community Offender Network (ICON), providing modules for assessment and reception with sentencing calculation.

## AGENCY GOALS

- Use Offender Advocacy and Inmate Surveys to include the voice of inmates and offenders and collect and analyze data to improve their environment and overall well-being.
- Increase the percentage of inmates participating in and completing re-entry and transitional programming.
- Expand Lindsay Municipal Hospital to include at least 12 step-down beds. This expansion will provide a lower cost bed while patients are waiting to be released to the facility infirmary, reducing the amount of transports and officers leaving the facility.
- Continue Paperless Scanning Project to simplify information sharing, decrease storage space and serve as a cost savings for the agency.
- Phase I construction will begin the process of reviving the Oklahoma State Penitentiary Rodeo Arena as a public venue, restart the tradition of Oklahomans attending rodeo events and increase connection to the community.





**OKLAHOMA**  
District Attorneys  
Council

## Kathryn Boyle Brewer Executive Coordinator



The **District Attorneys Council** serves as the administrative support to the district attorneys and their staff across Oklahoma. The 27 district attorneys serve as the primary prosecuting authority for the state and are required to prosecute actions for crimes committed in the respective districts, and to prosecute or defend civil actions in which any county in their district is interested or is a party (19 O.S. § 215.28).

Founded in **1976**, this agency now encompasses the following:

- 27 elected district attorneys and staff.
- Federal Grants.
- Training and Outreach.
- Uninsured Vehicle Enforcement Diversion (UVED) Program.
- Victims Services.

# Agency Vision, Mission and Core Values

## **Vision:**

To seek justice, promote public safety, and elevate the voices of crime victims.

## **Mission:**

To protect the public through proactively advocating as Ministers of Justice for public safety and welfare, and through educating and collaborating with communities, law enforcement, and policymakers while supporting our staff through personal and professional development and peer support.

## **Core Values:**

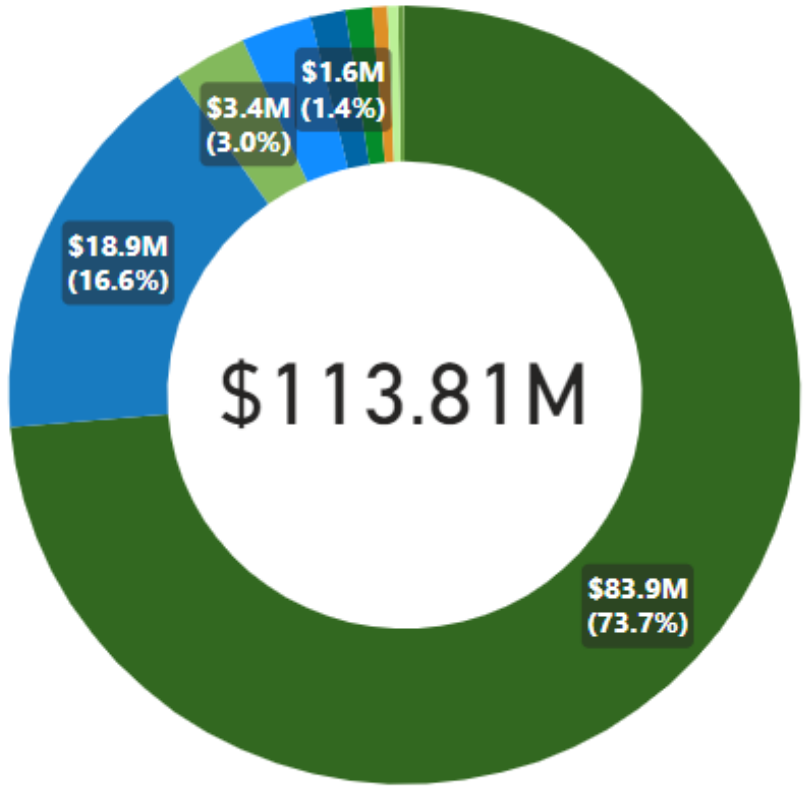
Justice, Integrity, and Service.



# District Attorneys Council

## FY 2023 Expenditures

Expense Group	Sum of Amount
Personnel	\$83,860,097
Pass-throughs	\$18,889,048
General Administration	\$3,423,823
Assistance Payments	\$3,295,737
Program Reimbursements	\$1,604,986
IT	\$1,243,947
Buildings & Facilities	\$694,460
Travel	\$509,103
Professional Services	\$277,641
Fleet	\$14,196
Other	\$1,276
<b>Total</b>	<b>\$113,814,314</b>



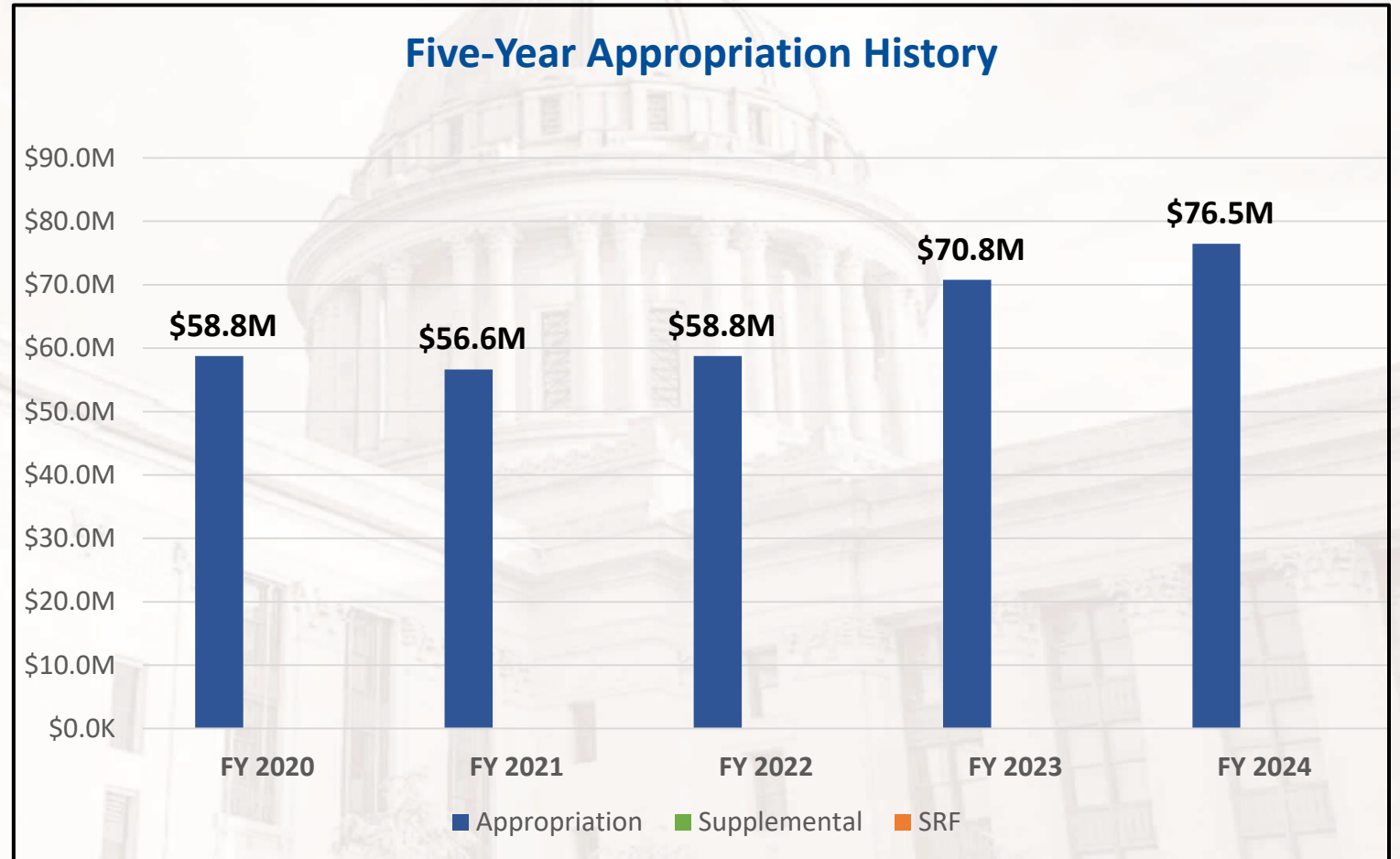
- Expense Group**
- Personnel
  - Pass-throughs
  - General Administration
  - Assistance Payments
  - Program Reimbursements
  - IT
  - Buildings & Facilities
  - Travel
  - Professional Services
  - Fleet
  - Other

Operating	Grants & Pass-Throughs
● Personnel	● Medicaid
● Professional Services	● Assistance Payments
● General Administration	● Pass-throughs
● IT	● Program Reimbursements
● Travel	
Capital	Other
● Buildings & Facilities	● Other
● Highways & Bridges	● Statewide Medical Claims
● Debt Service	
● Fleet	

Note: Data obtained on 1.03.24.

# Appropriation History

Fiscal Year	Legislated Appropriation (\$) <i>(Includes supplementals and SRF/ARPA.)</i>
FY 2020	\$58,779,782
FY 2021	\$56,642,149
FY 2022	\$58,779,782
FY 2023	\$70,779,782
FY 2024	\$76,479,782



*Note: FY 2024 appropriations include \$2.2 million in one-time funding for retention incentives.*



# Programs and FY 2024 Budget Summary

Program Name	Brief Description of Program	FY 2024 Budget	# Served by Program
Prosecutorial Services	The 27 elected district attorneys of the State of Oklahoma are responsible for the prosecution of state crimes, all juvenile delinquency actions, actions involving abused or neglected children, and mental health cases, as well as serving as legal advisors to their county officers.	\$81,853,314	The 3.97 million citizens of the State of Oklahoma.
General Administration	The District Attorneys Council (DAC) provides general administrative support to the prosecutorial system.	\$1,820,218	The 1,000+ employees of the agency plus all federal and state agencies who interact with DAC.
Child Support Services	Through cooperative agreements with the Department of Human Services, seven district attorneys provide child support enforcement services to enforce child support obligations by all available and appropriate civil and criminal remedies.	\$2,893,097	Data available through OKDHS.
Bogus Check Enforcement/Restitution	These programs are self-supporting systems of deferred prosecution, providing restitution to victims of crimes involving bogus checks and certain property crimes.	\$429,375	The 3.97 million citizens of the State of Oklahoma.
Federal Grant Programs	The Federal Grants Division serves as a liaison between the federal government and the sub-grantees in implementing federal grant funds.	\$7,118,889	27 elected DA offices receive federal grants from the District Attorneys Council. These offices serve thousands of crime victims each year.



*Note: Budget amounts include revisions as of 12.01.23.*

# Programs and FY 2024 Budget Summary

Program Name	Brief Description of Program	FY 2024 Budget	# Served by Program
Uninsured Vehicle Diversion	The Uninsured Vehicle Diversion (UVED) program is a state-wide initiative aimed at reducing the number of uninsured vehicles on Oklahoma roadways.	\$1,173,876	72,968 enrollees over the life of the UVED program.
Drug Asset Forfeiture	The Drug Asset Forfeiture program is a system of cooperative law enforcement activity at the local level in which assets used in illegal drug operations may be forfeited.	\$350,444	The 3.97 million citizens of the State of Oklahoma.
Federal Pass-Through Grants	The council is designated by the governor to administer several federal grants.	\$33,633,339	301 clients served in FY 2022.
Crime Victim Services	Provides compensation for economic losses sustained by persons who are injured in Oklahoma as a result of criminally injurious conduct.	\$7,709,458	3,403 victims directly served in FY 2022 through the victims' compensation and sexual assault funds.
Information Technology	Provides technical and computer services to all offices of local district attorneys and the DAC.	\$5,546,286	The 1,000+ employees of the agency plus all state agencies who interact with DAC.



*Note: Budget amounts include revisions as of 12.01.23.*

# Program Details

---

## District Attorneys Council | FY 2024 Budget | \$142,528,296

### **Prosecutorial Services | \$81,853,314**

The 27 elected district attorneys of the State of Oklahoma are responsible for the prosecution of state crimes, all juvenile delinquency actions, actions involving abused or neglected children, and mental health cases, as well as serving as legal advisors to the counties.

### **General Administration | \$1,820,218**

The District Attorneys Council (DAC) provides general administrative support to the prosecutorial system by processing personnel, fiscal, and other financial operations of district attorney offices; providing training and legal research support; acting as a liaison between the district attorney system and other parts of the criminal justice system; providing general information and coordination of district attorney system activities as needed; and by representing the district attorneys system as liaison to other areas of government.

### **Child Support Services | \$2,893,097**

Through cooperative agreements with the Department of Human Services, seven district attorneys provide child support enforcement services to enforce child support obligations by all available and appropriate civil and criminal remedies.



# Program Details

---

## **Bogus Check Enforcement/Restitution | \$429,375**

These programs are self-supporting systems of deferred prosecution, providing restitution to victims of crimes involving bogus checks and certain property crimes. They provide an alternative to traditional prosecution and incarceration of offenders through the diversion of cases before filing through the court system. These alternative types of prosecution reduce costs of the prosecution, court, and correction systems, as they are completely funded through fees and require no state appropriations.

In past years, funds derived from this program have assisted with temporarily preventing widespread furloughs and layoffs. In recent years, however, revenues have been decreasing as more merchants utilize electronic means to verify checks and more offenders use debit cards.

## **Federal Grant Programs | \$7,118,889**

The Federal Grants program serves as a liaison between the federal government and the sub-grantees in implementing federal grant funds. Currently, this division oversees fifteen formula and discretionary federal grant programs, serving as the contact point with the federal granting agencies for the State of Oklahoma.

## **Uninsured Vehicle Diversion | \$1,173,876**

The Uninsured Vehicle Diversion (UVED) program is a statewide initiative aimed at reducing the number of uninsured vehicles on Oklahoma roadways.



# Program Details

---

## **Drug Asset Forfeiture | \$350,444**

The Drug Asset Forfeiture program is a system of cooperative law enforcement activity at the local level in which assets used in illegal drug operations may be forfeited. Instrumentation used to commit drugs and certain other crimes and proceeds from said crimes may be forfeited by a court to the State of Oklahoma. Following adjudication, proceeds from the sale of these assets go to district attorneys and law enforcement entities involved in the seizures. The monies are used for drug enforcement, prosecution, prevention, and education.

## **Federal Pass-Through Grants | \$33,633,339**

The council is designated by the governor to administer the Edward Byrne Memorial Justice Assistance grant, Violence Against Women Act grant, Residential Substance Abuse Treatment grant, Coverdell National Forensic Science Improvement grants, the Sexual Assault Services Program, and the Victims of Crime Act. The council also has three discretionary grants – Grants to Encourage Arrest Policies and Enforcement of Protective Orders Program, the National Criminal History Improvement Program, and the National Instant Criminal Background Check (NICS) Act Record Improvement Program (NARIP). These funds, other than the discretionary grants, are received by the agency and disbursed to other applicants by boards established to award the funds.

The council provides administration of the funds, including compliance with federal reporting requirements, monitoring, and regulations regarding awards. Funds are used to provide grants to governmental and nonprofit organizations to assist victims of crime, to further combat drug and violent crime, to provide enhanced services to crime victims, and to stop violence against women.



# Program Details

---

## **Crime Victim Services | \$7,709,458**

This program provides compensation for economic losses sustained by persons who are injured in Oklahoma as a result of criminally injurious conduct. The mission of the program is to provide statutory benefits to eligible victims of violent crime in a compassionate, efficient, and respectful manner. The funds used to assist victims of violent crime come from offenders at the state and federal levels. It is the intent of this program to provide a method of compensation for victims of crime that will provide financial relief for victims and hold offenders accountable.



## AGENCY ACCOMPLISHMENTS

- Maintained victims' compensation pay, in contrast to other states which had to decrease compensation due to fund insolvency.
- Retention incentives were provided to prosecutors with three or more years of experience as funded by a \$2.2 million appropriation from the Legislature.
- The Uninsured Vehicle Diversion Program enrolled 30,873 additional citizens. Since inception of the program, uninsured driving rates in Oklahoma have declined sharply.
- Over the last two years, the Victims Services division accomplished a 46% decrease in processing time for victims' compensation claims.

## AGENCY GOALS

- Deploy a multi-district case management system. This will allow the districts to be more efficient and data-driven.
- Implement increased cybersecurity by utilizing mobile device management software.
- Continue Criminal Justice Information Services security compliance efforts.
- Implement a Federal Grants Division indirect cost saving initiative.
- Develop a new finance database to better interface with the Workday software.
- Increase enrollment of citizens in the Uninsured Vehicle Diversion Program to increase the number of enrollees maintaining liability insurance, with a target of 100,000 total enrollees by FY 2024.





**OKLAHOMA**

# Oklahoma Department of Emergency Management and Homeland Security

**Annie Vest**  
**Director**



The **Oklahoma Department of Emergency Management and Homeland Security (ODEMHS)** is required to handle any natural or man-made disaster that can affect Oklahoma. The agency maintains the State Emergency Operations Plan and coordinates disaster response.

Founded in **1951**, this agency includes the following primary functions: Operations, preparedness and planning, recovery, mitigation, grants management, cybersecurity, and public information. The agency includes the Office of Homeland Security and the state 9-1-1 program.

The Oklahoma Office of Homeland Security was founded in 2004 and placed within the Department of Emergency Management to form ODEMHS by Executive Order 2020-25 effective Sept. 1, 2020, and by state statute in 2022. The office serves to develop and implement a comprehensive statewide homeland security strategy, plan and implement a statewide response system, administer the homeland security advisory system, and coordinate and implement national homeland security plans.



# Agency Vision, Mission and Core Values

## **Vision:**

Prepared and resilient communities within Oklahoma.

## **Mission:**

Helping to minimize the effects of disasters, emergencies, and terror attacks upon the people of Oklahoma.

## **Core Values:**

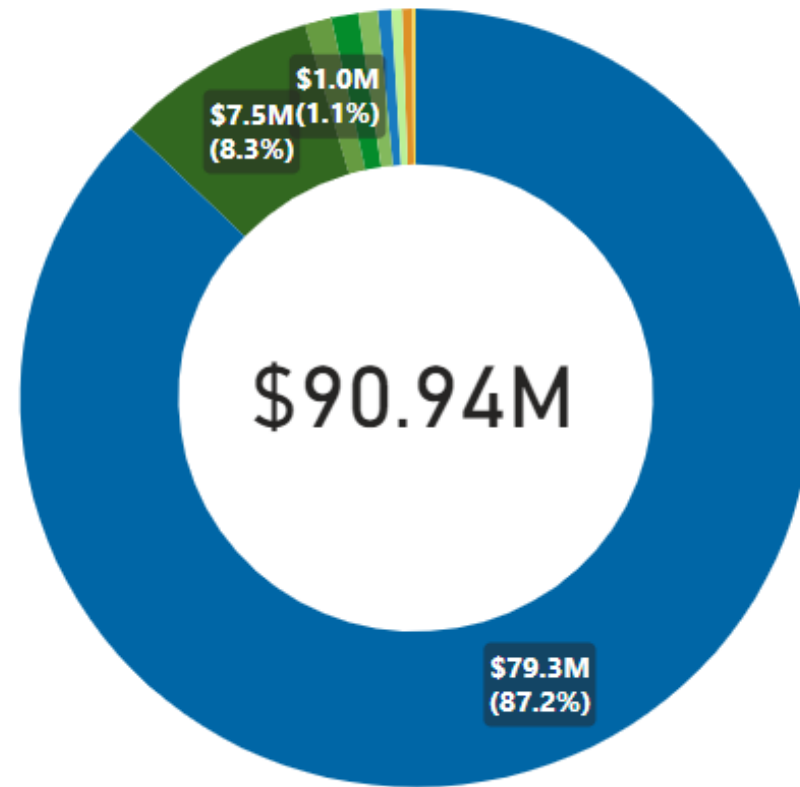
- Integrity – The quality of being honest and having strong moral principles and moral uprightness.
- Professionalism – The competence and skills expected of a professional. The conduct and qualities that characterize a professional individual.
- Empowerment - Authority or power given to someone to do something. Process of becoming stronger and more confident.
- Customer Service - Taking care of the needs of those utilizing our services through assistance and support.
- Excellence – The quality of being outstanding or excellent. The state of possessing good qualities in an eminent degree.



# Emergency Management and Homeland Security

## FY 2023 Expenditures

Expense Group	Sum of Amount
Program Reimbursements	\$79,285,140
Personnel	\$7,533,353
Professional Services	\$1,008,631
IT	\$990,224
General Administration	\$724,279
Pass-throughs	\$506,414
Travel	\$392,473
Buildings & Facilities	\$364,006
Fleet	\$130,702
Other	\$59
<b>Total</b>	<b>\$90,935,280</b>



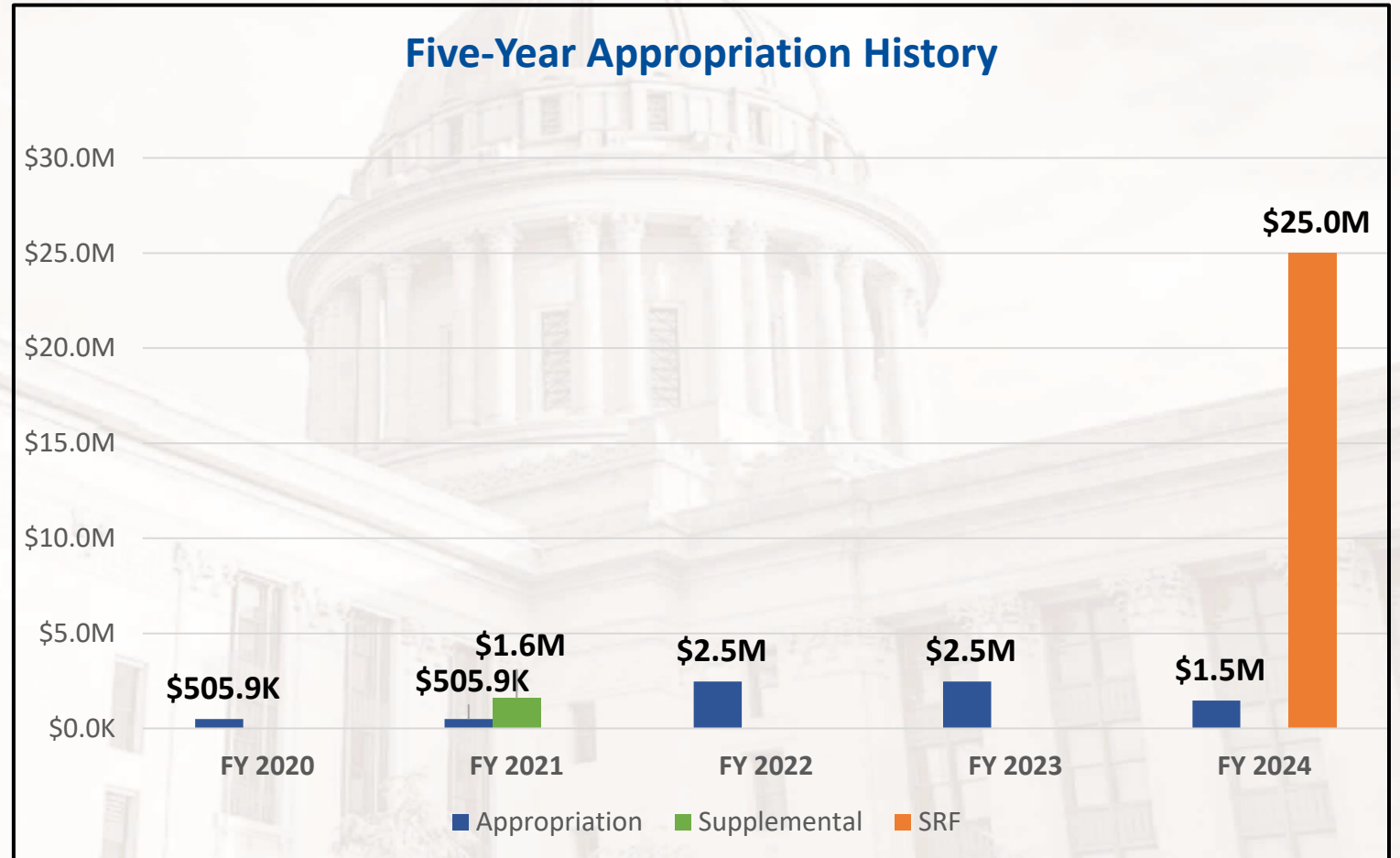
- Expense Group**
- Program Reimbursements
  - Personnel
  - Professional Services
  - IT
  - General Administration
  - Pass-throughs
  - Travel
  - Buildings & Facilities
  - Fleet
  - Other

Operating	Grants & Pass-Throughs
Personnel	Medicaid
Professional Services	Assistance Payments
General Administration	Pass-throughs
IT	Program Reimbursements
Travel	
Capital	Other
Buildings & Facilities	Other
Highways & Bridges	Statewide Medical Claims
Debt Service	
Fleet	

Note: Data obtained on 1.03.24.

# Appropriation History

Fiscal Year	Legislated Appropriation (\$) <i>(Includes supplemental and SRF/ARPA)</i>
FY 2020	\$505,859
FY 2021	\$2,105,859
FY 2022	\$2,476,801
FY 2023	\$2,476,801
FY 2024	\$26,476,801



# Programs and FY 2024 Budget Summary

Program Name	Brief Description of Program	FY 2024 Budget	# Served by Program
Administration	Includes the ODEMHS human resources, public information, administrative services, and executive divisions.	\$2,449,388	More than 2,000 local governments, including municipal and county, eligible nonprofits, school districts, rural water districts, tribal nations, state agencies, and other political subdivisions within the State of Oklahoma; all ODEMHS staff.
Operations	Finance and non-disaster grant administration and compliance.	\$16,024,496	More than 2,000 local governments, including municipal and county, eligible nonprofits, school districts, rural water districts, tribal nations, state agencies, and other political subdivisions within the State of Oklahoma; all ODEMHS staff.
Recovery Operations	Recovery programs and disaster grant administration, including public assistance, individual assistance, and hazard mitigation.	\$247,375,076	More than 2,000 local governments, including municipal and county, eligible nonprofits, school districts, rural water districts, tribal nations, state agencies, and other political subdivisions within the State of Oklahoma.



*Note: Budget amounts include revisions as of 1.18.2024.*

# Programs and FY 2024 Budget Summary

Program Name	Brief Description of Program	FY 2024 Budget	# Served by Program
Emergency Operations	Emergency response and logistics as well as planning, training, and exercise programs dedicated to preparing for and responding to emergencies and disasters.	\$34,603,818	More than 500 municipal, county, tribal, higher education, and private-sector emergency management programs, state agencies, voluntary agencies, and other disaster response organizations.
Oklahoma 911 Authority	Includes the State 911 Coordinator and staff working in coordination with the Oklahoma 911 Management Authority.	\$9,978,770	134 911 Public Safety Answering Points (PSAPs).
Office of Homeland Security	The Oklahoma Office of Homeland Security programs, including the National Incident Management System, interoperable communications, the regional response system, the Oklahoma School Security Institute, and the administration of homeland security grants.	\$17,205,181	More than 1.2 million governmental entities and nonprofit grant recipients, emergency management programs, law enforcement, school districts, state agencies, and the Regional Response System.
IS Data Processing	ODEMHS contracts with the Office of Management and Enterprise Services Information Services for IT services.	\$3,200,958	Agency staff.



*Note: Budget amounts include revisions as of 1.18.2024.*

# Program Details

---

## Department of Emergency Management and Homeland Security | FY 2024 Budget | \$330,837,684

### Operations | \$16,024,496

Finance and non-disaster grant divisions, including administration of the Emergency Management Performance Grant (EMPG), cybersecurity grant, and others.

### Recovery Operations | \$247,375,076

Following a state or federal emergency or disaster declaration, ODEMHS is responsible for providing quick and efficient delivery of state and federal aid to those affected by the event through the following programs: Public assistance for municipalities, counties, tribes, state agencies, and certain private nonprofits; individual assistance for homeowners, renters and business owners; and hazard mitigation grants to help jurisdictions mitigate against future disasters.

### Oklahoma 911 Authority | \$9,978,770

Following state statute, the State 911 Coordinator and staff work with the Oklahoma 911 Management Authority to administer a state grant funded by wireless fees, develop programs to standardize 911 services across the state, and coordinate a plan for statewide implementation of NextGen 911.



# Program Details

---

## **Emergency Operations | \$34,603,818**

ODEMHS maintains and executes the State Emergency Operations Plan as well as the State Emergency Operations Center, which serves as a command center for reporting emergencies and coordinating state response activities. ODEMHS delivers service and support to Oklahoma cities, towns, and counties through a network of more than 300 local and tribal emergency managers. The agency provides training, exercises, preparedness materials, and other tools for local emergency management programs across the state and works with state and federal agencies, voluntary organizations, and other groups to coordinate resources during and after emergencies and disasters.

## **Office of Homeland Security | \$17,205,181**

The Oklahoma Homeland Security Act of 2004 outlined the Oklahoma Office of Homeland Security's strategic objectives, which include the following:

1. Prevent a terrorist attack in Oklahoma.
2. Reduce Oklahoma's vulnerability to terrorist attacks.
3. Minimize the damage from and response to a terrorist attack should one occur. The duties of the office include: developing and implementing a comprehensive statewide homeland security strategy; planning and implementing a statewide response system; administering the homeland security advisory system; coordinating, applying for, and distributing federal homeland security grant funds; implementing homeland security plans; and such other duties as the Governor may prescribe.



## AGENCY ACCOMPLISHMENTS

- Received three federal declarations, including FEMA Major Disaster Declarations for tornadoes and severe storms and three fire management assistance grants.
- Distributed \$14.1 million in non-federal share disaster funds for federal and state public assistance disasters.
- Implemented a new Emergency Management Performance Grant program to provide more than \$254,583 in vital equipment and supplies to local emergency management programs to help build capacity at all levels of government.
- Completed the Durant Radar Project in partnership with City of Durant, Bryan County, and the Choctaw Nation, to provide radar coverage in southeast Oklahoma.
- Implemented new \$1.4 million state school security grant program in fall 2023 in partnership with the Department of Public Safety and State Department of Education, providing 38 grants to schools, tech centers, and universities.

## AGENCY GOALS

- Continue implementing and improving grants software program, OK EMGrants, to better track grant funding information and supporting documentation for all federal and state grants administered by ODEMHS.
- Continue updates and improvements to agency policies, processes, and procedures with a focus on accountability, customer service, and transparency.
- Continue implementing regional strategic plans and capacity building for emergency management across the state.
- Continue Next Generation 911 planning and execution for statewide implementation.
- Implement new Emergency Relief and Impacts Grant Program, which was passed into law in 2023 using ARPA State and Local Fiscal Recovery Funds.







**OKLAHOMA**  
Environmental  
Quality

## Scott Thompson Executive Director



The **Oklahoma Department of Environmental Quality (DEQ)** serves as the primary environmental protection agency within the State of Oklahoma. Most of the agency's work broadly relates to ambient air quality, water quality and conservation, and land protection and remediation. DEQ also oversees several specialized areas of environmental health and safety, including programs for the regulation of radioactive sources, certain hazardous chemical reporting, accreditation of environmental laboratories, and licensing of hazardous material highway spill remediation companies.

Founded in **1993**, this agency now encompasses the following divisions:

- Office of the Executive Director.
- Office of General Counsel.
- Office of Business and Regulatory Affairs.
- Office of Continuous Improvement.
- Office of Communications and Education.
- Administrative Services.
- State Environmental Laboratory Services.
- Environmental Complaints and Local Services.
- Air Quality.
- Water Quality.
- Land Protection.

# Agency Vision, Mission and Core Values

## **Vision:**

To lead the nation in fostering a healthy and sustainable future through effective and innovative environmental actions.

## **Mission:**

To protect and improve public health and our environment.

## **Core Values:**

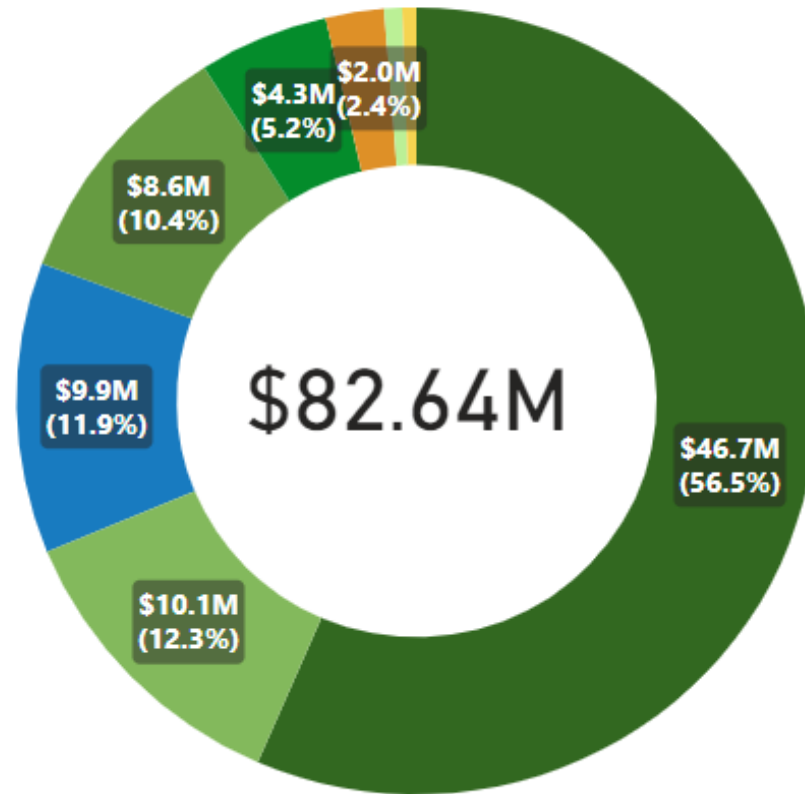
To protect and improve the environment and be a true servant of the people. S-E-R-V-I-C-E values represent the seven values the agency employs to serve agency employees, citizens and businesses of Oklahoma: Satisfying Customers, Engaging Employees, Reducing Costs, Adding Value, Improving Operations and Efficiencies, Fostering Creativity and Innovation, and Exhibiting Excellence.



# Department of Environmental Quality

## FY 2023 Expenditures

Expense Group	Sum of Amount
Personnel	\$46,690,418
General Administration	\$10,124,102
Pass-throughs	\$9,867,278
Professional Services	\$8,597,802
IT	\$4,330,536
Buildings & Facilities	\$1,951,941
Travel	\$613,473
Fleet	\$464,345
Other	\$67
<b>Total</b>	<b>\$82,639,962</b>



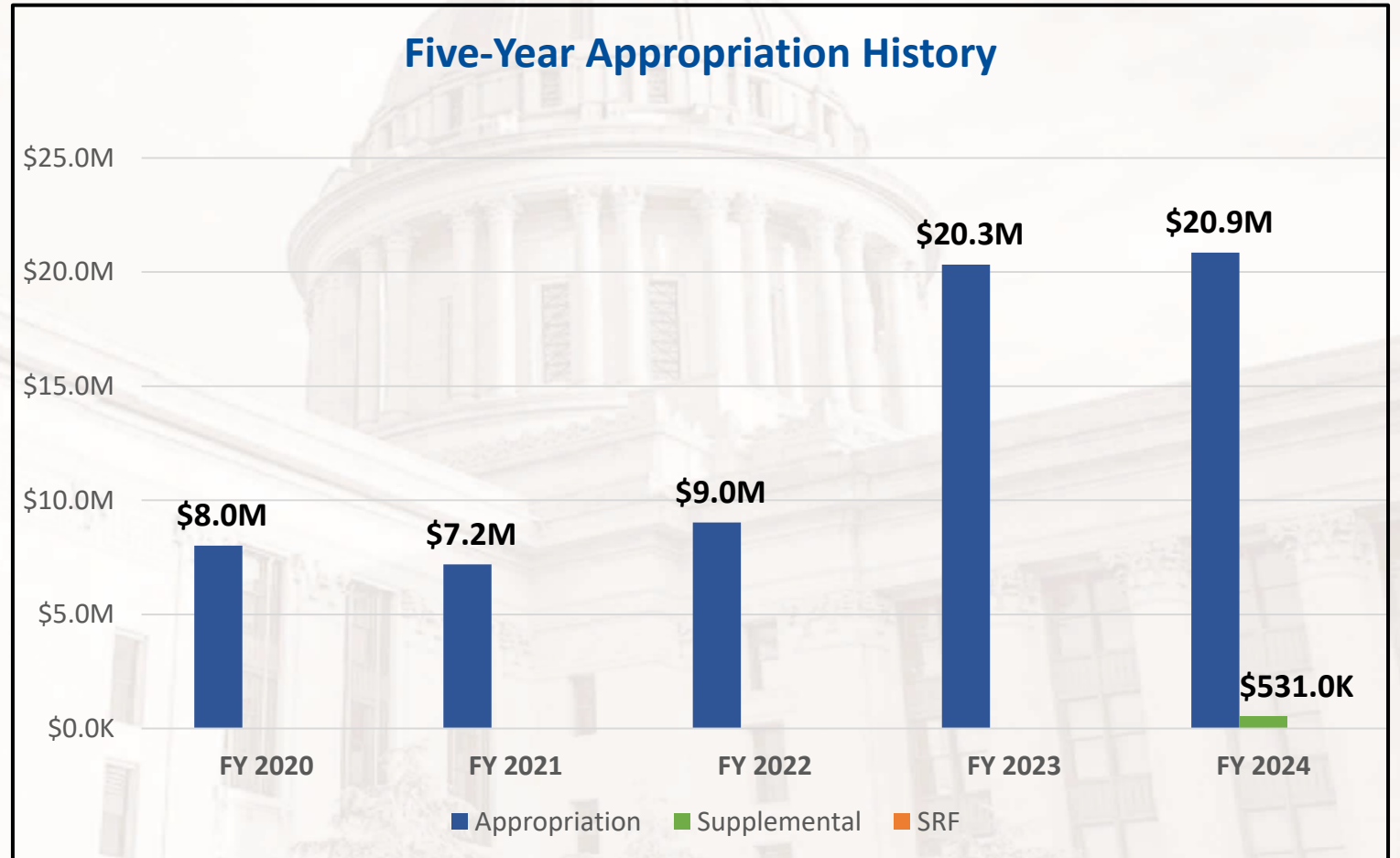
- Expense Group**
- Personnel
  - General Administration
  - Pass-throughs
  - Professional Services
  - IT
  - Buildings & Facilities
  - Travel
  - Fleet
  - Other

Operating	Grants & Pass-Throughs
● Personnel	● Medicaid
● Professional Services	● Assistance Payments
● General Administration	● Pass-throughs
● IT	● Program Reimbursements
● Travel	
Capital	Other
● Buildings & Facilities	● Other
● Highways & Bridges	● Statewide Medical Claims
● Debt Service	
● Fleet	

Note: Data obtained on 1.03.24.

# Appropriation History

Fiscal Year	Legislated Appropriation (\$) <i>(includes supplementals and SRF/ARPA)</i>
FY 2020	\$8,009,249
FY 2021	\$7,188,879
FY 2022	\$9,027,346
FY 2023	\$20,322,643
FY 2024	\$21,384,643



# Programs and FY 2024 Budget Summary

Program Name	Brief Description of Program	FY 2024 Budget	# Served by Program
Administrative Services Division	Overall agency policy, administration and interaction with multiple federal and state agencies, organizations, individuals, etc., to make Oklahoma DEQ a voice and a leader within the country.	\$14,860,218	3.9 million+ Oklahomans, plus any visitors to the state.
State Environmental Laboratory Services Division	Organic and inorganic chemistry laboratories provide analytical support to the various programs within DEQ, to other state agencies, and to public water supply systems of the state.	\$8,471,394	Approximately 50,000 customers, citizens, and municipalities.
Environmental Complaints and Local Services Division	Local services that assist in responding to natural disasters; environmental emergencies and citizen complaints.	\$9,385,174	3.9 million+ Oklahomans, plus any visitors to the state.
Air Quality Division	Implements the requirements of the state and federal Clean Air Acts.	\$14,872,745	3.9 million+ Oklahomans, plus any visitors to the state.
Water Quality Division	Operates programs for public water supplies, source water protection, sludge disposal, and municipal and industrial water pollution control.	\$17,103,547	3.9 million+ Oklahomans, plus any visitors to the state.
Land Protection Division	Regulatory and non-regulatory programs that preserve Oklahoma lands, including permitting, compliance and enforcement.	\$23,906,243	3.9 million+ Oklahomans, plus any visitors to the state.
Information Technology	Consists of the agency's postal meters, telephone charges, IT agreements with OMES, etc.	\$5,154,318	Anyone who enters DEQ buildings or visits DEQ-maintained websites.
Rural Infrastructure Grants	Rural Water Infrastructure Grant funding appropriated under SB 1040 is to support rural water infrastructure initiatives.	\$17,313,929	550 water and wastewater utilities.
Secretary of Energy and Environment	Coordinates and applies on behalf of various state environmental agencies for U.S. EPA Clean Water Act funds.	\$7,503,285	3.9 million+ Oklahomans, plus any visitors to the state.



Note: Budget amounts include revisions as of 12.03.23.

# Program Details

---

## Department of Environmental Quality | FY 2024 Budget | \$118,570,853

### Administrative Services Division | \$14,860,218

Managerial and operational arm of the Department of Environmental Quality and includes the Office of the Executive Director, Office of the General Counsel, Office of Business and Regulatory Affairs, Office of Communication and Education, Office of Continuous Improvement, purchasing, finance, human resources, central records, and building management.

### State Environmental Laboratory | \$8,471,394

Provides customer assistance, analytical services, and laboratory accreditation inside and outside the agency and is designated by EPA as Oklahoma's principal state laboratory.

### Environmental Complaints and Local Services Division | \$9,385,174

Resolves environmental complaints from the citizens of Oklahoma. Complaints are received in the 22 field offices and by the environmental complaint hotline, which is staffed 24/7. While also responding to environmental emergencies, such as spills of hazardous materials and natural disasters.

### Air Quality Division | \$14,872,745

Implements the requirements of the state and federal Clean Air Acts. Activities include compliance, enforcement, emissions inventory, quality assurance, air monitoring, data analysis, permitting, and administration of the toxics programs.



# Program Details

---

## **Water Quality Division | \$17,103,547**

Manages programs which help protect Oklahoma's ground water and surface water. This division provides oversight of wastewater discharges from industrial and municipal facilities; storage and disposal of industrial and municipal wastewater; and protection of public water supplies. The division regulates proper disposal and reuse of industrial sludge, municipal biosolids, and byproducts of wastewater treatment.

## **Land Protection Division | \$23,906,243**

Provides solid and hazardous waste planning, management, investigation, technical assistance, cleanup, enforcement, facility design, and groundwater protection services, including underground injection control.

## **Secretary of Energy and Environment | \$7,503,285**

Coordinates and applies for U.S. Environmental Protection Agency Clean Water Act funds on behalf of various state environmental agencies and disburses such funds to state environmental agencies based upon statutory duties and responsibilities.

## **Rural Infrastructure Grants | \$17,313,929**

Assists rural and small municipal water and wastewater systems serving 3,300 or fewer people to become sustainable by providing up to \$100,000 funding per project, funding 80% of the project cost. The other 20% must be matched by the system, either through dollars or in-kind contributions.



## AGENCY ACCOMPLISHMENTS

- Conducted 26 water-loss audits at public water supply systems and identified 1,825 million gallons per year of water loss valued at \$2,902,498.
- Assisted schools and daycares program with lead testing in 88 schools, two daycare facilities, and one youth facility with drinking water system inventory, sampling and/or remediation.
- Partnered with Grand River Dam Authority (GRDA), Water Resource Board, and Oklahoma Conservation Commission to assist with the repair or replacement of malfunctioning on-site systems in and around the Grand Lake watershed.
- Conducted workshop to assist industry with reporting their emissions to Air Quality Division (AQD) and to provide updates on other program areas. AQD was awarded Association of Air Pollution Control Agencies' 2022 Best Practices Award for the workshop.

## AGENCY GOALS

- Demolish, and potentially replace, the DEQ parking garage.
- Implement new Revenue Management process improvements and invoicing software replacement.
- Complete the transition of our current document retention software Edoctus to State-wide OnBase and decommission the use of Edoctus.







**OKLAHOMA**  
Indigent Defense  
System

## Charles “Tim” Laughlin Executive Director



The **Oklahoma Indigent Defense System** implements the Indigent Defense Act by providing trial, appellate, and post-conviction criminal defense services to persons who have been judicially determined to be entitled to legal counsel at state expense. The mission of the system is to provide indigents with legal representation comparable to that obtainable by those who can afford counsel and to do so in the most cost-effective manner possible.

Founded in **1991**, this agency now encompasses the following divisions:

- Trial Program.
  - Non-Capital Trial.
  - Capital Trial Norman.
  - Capital Trial Tulsa.
- Appellate Program.
  - General Appeals.
  - Capital Post Conviction.
  - Homicide Direct Appeals.
- General Operations: Executive.

# Agency Vision, Mission and Core Values

## **Vision:**

Carry out constitutional and statutory responsibilities with diligence and integrity. Deliver quality legal services to our court-appointed clients and maintain the confidence and respect of the judiciary. Be recognized as leaders in and a valuable resource to the legal profession. Set an example in cost-effective management.

## **Mission:**

Implement the Indigent Defense Act by providing trial, appellate, and post-conviction criminal defense services to persons who have been judicially determined to be entitled to legal counsel at state expense. Provide indigents with legal representation, comparable to that obtainable by those who can afford counsel and do so in the most cost-effective manner possible.

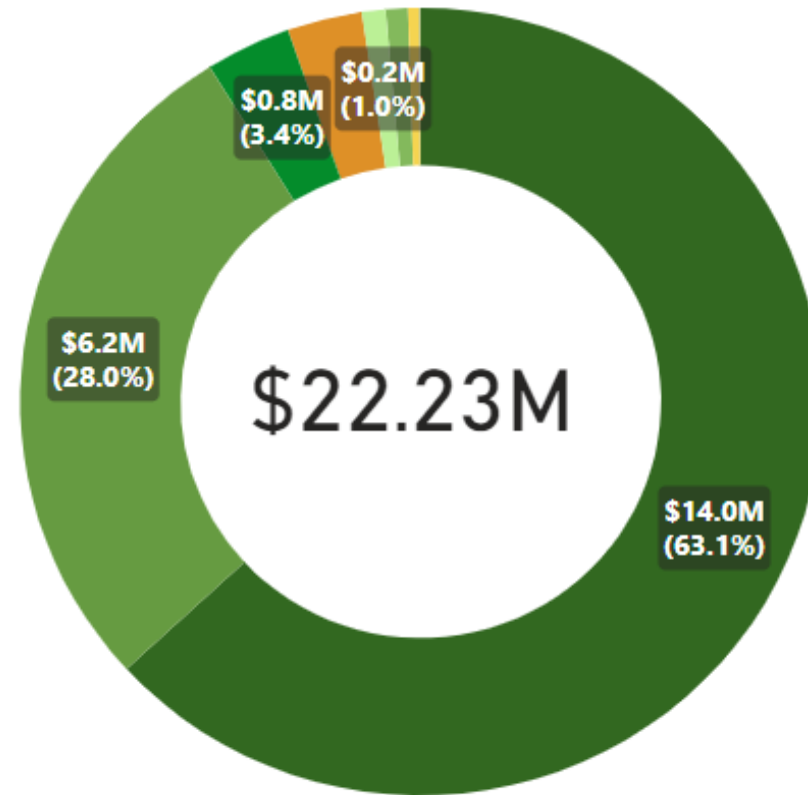
## **Core Values:**

Integrity, Accountability, Teamwork, Responsiveness, and Respect.



# Indigent Defense System FY 2023 Expenditures

Expense Group	Sum of Amount
Personnel	\$14,035,299
Professional Services	\$6,231,635
IT	\$766,445
Buildings & Facilities	\$674,801
Travel	\$211,697
General Administration	\$197,301
Fleet	\$104,612
Pass-throughs	\$9,530
Other	\$109
<b>Total</b>	<b>\$22,231,430</b>



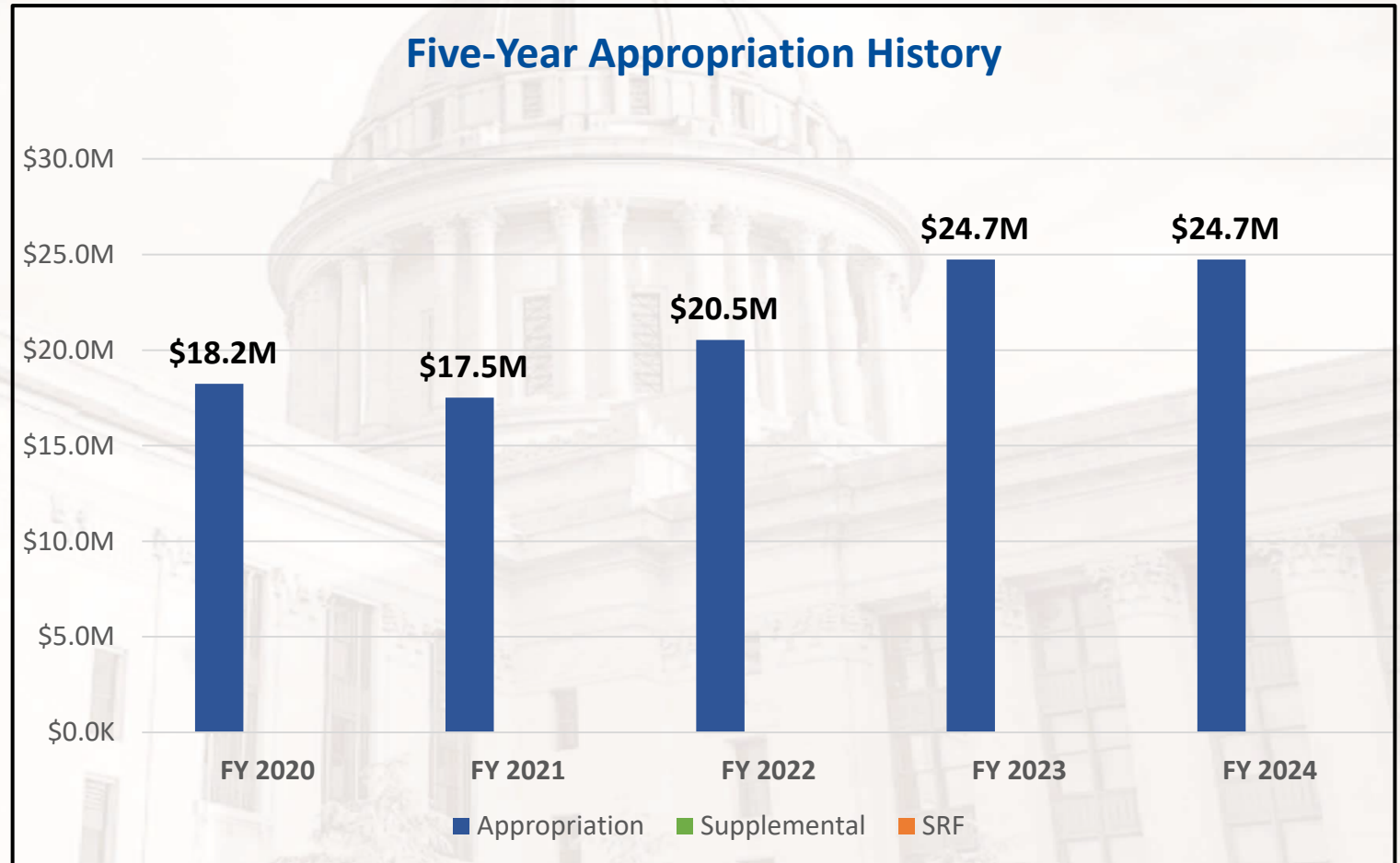
- Expense Group**
- Personnel
  - Professional Services
  - IT
  - Buildings & Facilities
  - Travel
  - General Administration
  - Fleet
  - Pass-throughs
  - Other

Operating	Grants & Pass-Throughs
Personnel	Medicaid
Professional Services	Assistance Payments
General Administration	Pass-throughs
IT	Program Reimbursements
Travel	
Capital	Other
Buildings & Facilities	Other
Highways & Bridges	Statewide Medical Claims
Debt Service	
Fleet	

Note: Data obtained on 1.03.24.

# Appropriation History

Fiscal Year	Legislated Appropriation (\$) <i>(includes supplementals and SRF/ARPA)</i>
FY 2020	\$18,237,878
FY 2021	\$17,508,363
FY 2022	\$20,537,878
FY 2023	\$24,731,713
FY 2024	\$24,731,713



# Programs and FY 2024 Budget Summary

Program Name	Brief Description of Program	FY 2024 Budget	# Served by Program
Appellate Services	Provides direct appeal representation to agency court-appointed clients, both capital and non-capital, as well as capital post-conviction services.	\$5,880,619	All court-appointed clients.
General Operations	Provides administrative direction, supervision, and support to all agency staff, as well as the administration of agency contracts.	\$1,067,590	All court-appointed clients.
Trial Services Program	Provides services through the Non-Capital Trial Division, the Capital Trial Tulsa Division, and the Capital Trial Norman Division.	\$7,013,944	All court-appointed clients.
Regional Offices	Staff attorneys provide services in 28 Oklahoma counties through satellite offices operated in Norman, Altus, Clinton, Enid, Guymon, Lawton, Okmulgee, Sapulpa, and Woodward.	\$9,243,158	All court-appointed clients.
Non-Capital Contracts Program	Provides defense representation for the agency's largest group of clients at the District Court level in 75 of 77 Oklahoma counties.	\$6,821,409	All court-appointed clients.
Expert Services	Ensures that constitutionally required, expert assistance is provided in cases where the necessity for such services arises.	\$1,000,599	All court-appointed clients.
Information Systems	Provides information services to the agency and staff.	\$1,432,271	OIDS staff.



Note: Budget amounts include revisions as of 12.01.23.

# Program Details

---

## Indigent Defense System | FY 2024 Budget | \$32,459,589

### Appellate Services | \$5,880,619

An appeal in a criminal case is guaranteed by Article 2, Section 6 of the Oklahoma Constitution, 22 O.S. § 1051, and, in a death penalty case, by 21 O.S. § 701.13 and 22 O.S. § 1089. Right to counsel at state expense on direct appeal was established in *Douglas v. California*, 372 U.S. 353 (1963). Right to counsel at state expense in capital post-conviction proceedings is found in 22 O.S. § 1089. OIDS is appointed under 22 O.S. §§ 1355-1369 and 1089(B).

Appellate Services provides direct appeal representation to agency court-appointed clients, both capital and non-capital, as well as capital post-conviction services. Services are provided through three staffed divisions: the General Appeals Division, the Homicide Direct Appeals Division, and the Capital Post-Conviction Division. Conflict of interest appeals, which cannot be handled by staff, are contracted with private counsel.

### General Operations | \$1,067,590

The General Operations program, through its executive and finance divisions, provides administrative direction, supervision, and support to all agency staff, as well as the administration of agency contracts.



# Program Details

---

## **Trial Services | \$7,013,944**

Trial Services provides services through the Non-Capital Trial Division, the Capital Trial Tulsa Division, and the Capital Trial Norman Division. The Non-Capital Trial Division, in turn, provides services through staff attorneys in its satellite offices (identified as the Regional Office Program) and through non-capital contracts (identified as the Non-Capital Contracts Program). The Capital Trial divisions provide services through staff attorneys, except in cases of a conflict of interest, in which case services are provided by contract attorneys. Trial Services will continue to address increasing caseloads.

## **Non-Capital Contracts | \$6,821,409**

The Non-Capital Trial Division is responsible for providing defense representation for the agency's largest group of clients at the District Court level in 75 of 77 Oklahoma counties. Under the Indigent Defense Act, the agency provides non-capital trial services in 47 counties through fiscal year contracts with private attorneys at a flat rate; in 28 counties through staffed satellite offices; and, where a conflict of interest arises precluding staff or contractor representation, through agreements with private attorneys on a case-by-case basis to accept court appointments at established agency hourly rates, subject to maximum amounts set by state statute. Under the Indigent Defense Act, the agency has no authority to require private attorneys to accept court appointments and must rely upon volunteers who agree to accept cases at hourly rates that are approved by the agency's governing board and are subject to statutory limits set in the Indigent Defense Act.



# Program Details

---

## **Regional Offices | \$9,243,158**

Staff attorneys provide services in 28 Oklahoma counties through satellite offices operated in Norman, Altus, Clinton, Enid, Guymon, Lawton, Okmulgee, Sapulpa, and Woodward. The remainder of the counties are represented by private providers and accounted for in Program 40 (Non-Capital Contracts). This program will continue to address high caseloads.

## **Expert Services | \$1,000,599**

Expert Services ensures that constitutionally required expert assistance is provided in cases where the necessity for such services arises. The program was created by the Legislature as a separate spending limit activity to account for expenditures for forensic testing services provided to indigent clients. The agency will continue to identify those cases in which need is demonstrated and services are provided in a cost-effective manner.





## AGENCY ACCOMPLISHMENTS

- Opened non-capital trial satellite office in El Reno in July 2023 and incorporated four additional counties into the non-capital trial satellite office service areas.
- Significantly increased training opportunities for attorneys, investigators, and support staff.
- Implemented an internship program to provide paid positions for up to 18 law students. The internship program has proven to be an effective recruiting tool.
- Implemented a client services program designed to improve the disposition of our clients' cases by pairing clients with service providers.
- Revised salary schedules to improve recruitment and retention of highly qualified and talented attorneys, investigators, and support staff.

## AGENCY GOALS

- Explore and implement improvements to the case management software.
- Collaborate with prosecutors to identify more efficient means of discovery exchange and document sharing.
- Continue to implement practices that foster mentorship relationships between more-experienced and less-experienced attorneys.
- Seek a legislative change to increase statutory maximum of compensation fees, ensuring effective and experienced counsel will continue to represent court-appointed clients.
- Continue to develop the client resources program dedicated to improving the disposition of criminal cases by connecting clients to social services providers.
- Continue to develop the legal internship program which provides law students the opportunity to serve clients within the appellate and trial divisions.





**OKLAHOMA**  
Commissioners  
of the Land Office

## Dan Whitmarsh Agency Secretary



The **Commissioners of the Land Office (CLO)** serves as the administrator of the state school lands and is responsible for the management of assets for the benefit of the state's public education beneficiaries as set forth in the Oklahoma Enabling Act (Section 7) and the Oklahoma Constitution (11 O.S. § 1, 2).

CLO assures the preservation and appreciation of the trust estate and maximum return from the use of state school lands to support education funding in the State of Oklahoma.

Founded in **1907**, this agency now encompasses the following programs:

- Agriculture/Real Estate.
- Commercial Real Estate Management.
- Minerals Management.
- Royalty Compliance.
- Legal.
- Financial Services.

# Agency Vision, Mission and Core Values

## **Vision:**

Preserve the “sacred trust,” maximizing the return on school land assets to grow both the permanent trust and distributable income for the benefit of future and current beneficiaries.

## **Mission:**

Manage assets to support education.

## **Core Values:**

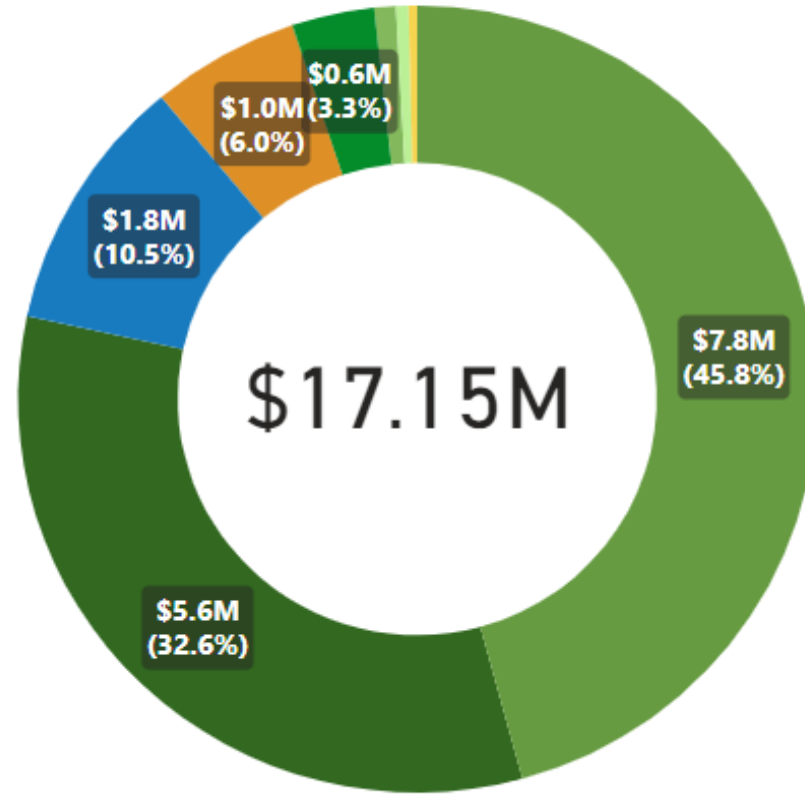
- Be good stewards of the land, minerals, and investments the agency manages.
- Actively manage Trust assets ensuring every dollar owed to beneficiaries is paid timely and accurately.
- Create and maintain an investment policy consistent with Oklahoma Constitutional mandates.
- Keep records of preservation to ensure accuracy and transparency.
- Create efficiencies in operations and hiring a professional and qualified staff.



# Commissioners of the Land Office

## FY 2023 Expenditures

Expense Group	Sum of Amount
Professional Services	\$7,848,280
Personnel	\$5,597,524
Pass-throughs	\$1,805,480
Buildings & Facilities	\$1,034,636
IT	\$571,064
General Administration	\$149,350
Travel	\$90,130
Fleet	\$57,715
<b>Total</b>	<b>\$17,154,178</b>



### Expense Group

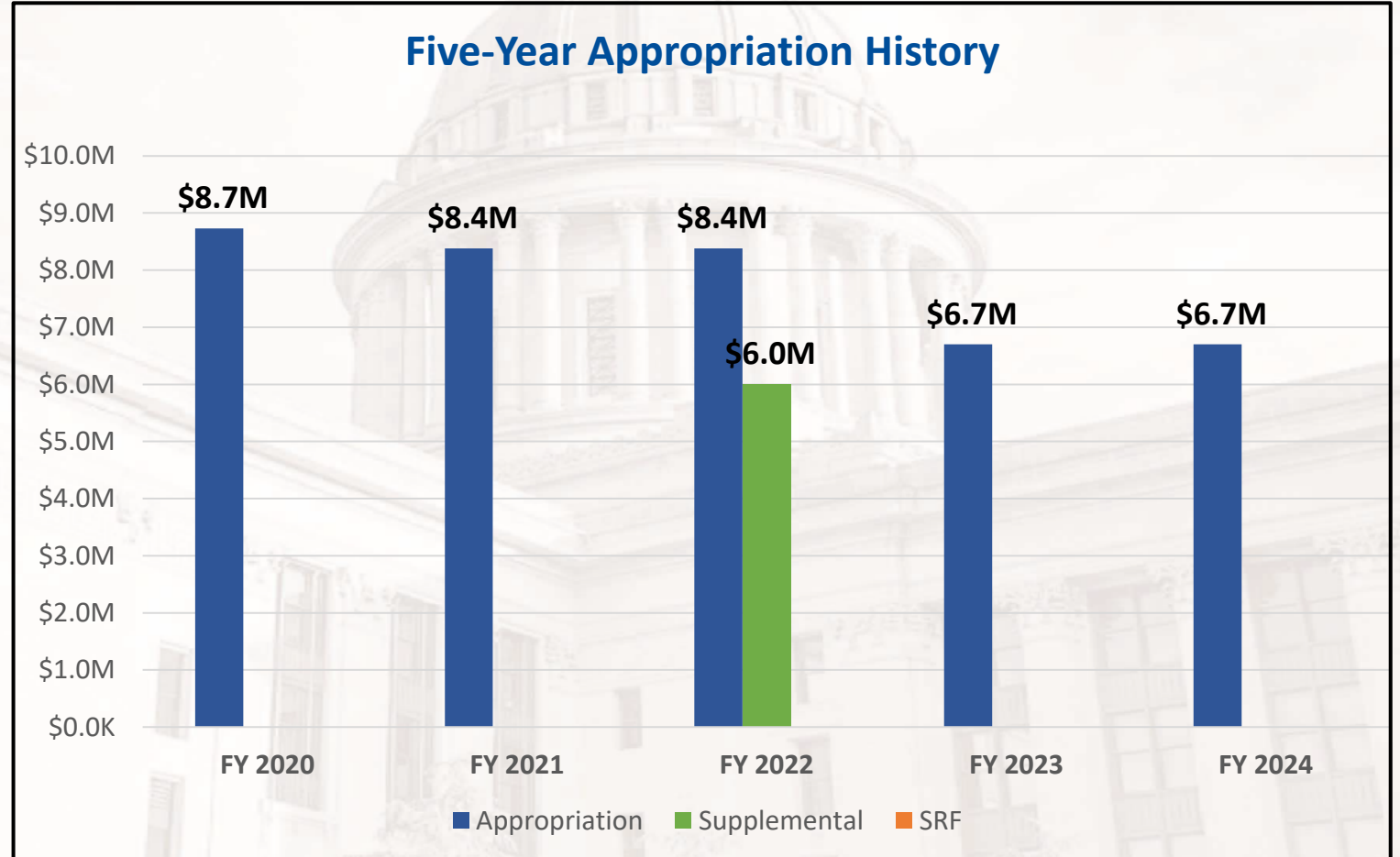
- Professional Services
- Personnel
- Pass-throughs
- Buildings & Facilities
- IT
- General Administration
- Travel
- Fleet

Operating	Grants & Pass-Throughs
● Personnel	● Medicaid
● Professional Services	● Assistance Payments
● General Administration	● Pass-throughs
● IT	● Program Reimbursements
● Travel	
Capital	Other
● Buildings & Facilities	● Other
● Highways & Bridges	● Statewide Medical Claims
● Debt Service	
● Fleet	

Note: Data obtained on 1.03.24.

# Appropriation History

Fiscal Year	Legislated Appropriation (\$) <i>(Includes supplementals and SRF/ARPA.)</i>
FY 2020	\$8,728,413
FY 2021	\$8,379,276
FY 2022	\$14,379,276
FY 2023	\$6,703,421
FY 2024	\$6,703,421



*Note: CLO received a \$6 million supplemental appropriation in FY 2022 to fund the remodeling of the Tulsa Executive Center.*

# Programs and FY 2024 Budget Summary

Program Name	Brief Description of Program	FY 2024 Budget	# Served by Program
CLO Operations	Executive branch of the agency responsible for overall administration and management of CLO.	\$6,369,486	509 common school districts, 13 higher educational institutions, and the state's Public Building Fund.
Land Exchange	Allows CLO to exchange agricultural land for equal value commercial real estate with higher revenue streams.	\$200,000	509 common school districts, 13 higher educational institutions, and the state's Public Building Fund.
Real Estate Trust	Provides funding for capital and land improvements to the School Land Trust surface land assets.	\$250,000	509 common school districts, 13 higher educational institutions, and the state's Public Building Fund.
Minerals Trust	Provides funding for the marketing and upkeep of the School Land Trust subsurface assets to maximize return on mineral assets.	\$375,000	509 common school districts, 13 higher educational institutions, and the state's Public Building Fund.
Legal Settlements	Advises and counsels the Commissioners, Secretary, and agency personnel on legal matters concerning School Land Trust litigation.	\$900,000	509 common school districts, 13 higher educational institutions, and the state's Public Building Fund.



*Note: Budget amounts include revisions as of 12.01.23.*

# Programs and FY 2024 Budget Summary

Program Name	Brief Description of Program	FY 2024 Budget	# Served by Program
Real Estate	Funds the preservation and improvement of surface School Land Trust assets.	\$400,000	509 common school districts, 13 higher educational institutions, and the state's Public Building Fund.
Commercial Real Estate Operations	Funds the general operations and maintenance of the School Land Trust commercial real estate investment properties.	\$250,000	509 common school districts, 13 higher educational institutions, and the state's Public Building Fund.
Minerals	CLO manages other state agencies' mineral holdings, utilizing expertise to recognize efficiencies and cost savings for the state.	\$1,500,000	509 common school districts, 13 higher educational institutions, and the state's Public Building Fund.
Investment Fees	Fees paid to investment money managers for the management and investment of CLO's \$2.6 billion marketable investment portfolio and \$144 million real estate investment portfolio.	\$7,900,000	509 common school districts, 13 higher educational institutions, and the state's Public Building Fund.
Information Technology	Responsible for providing computer support, IT security, and IT services for the agency.	\$1,188,935	509 common school districts, 13 higher educational institutions, and the state's Public Building Fund.



*Note: Budget amounts include revisions as of 12.01.23.*

# Program Details

---

## **Commissioners of the Land Office | FY 2024 Budget | \$19,333,421**

### **CLO Operations | \$6,369,486**

Support the agency's mission of managing assets to support education for the beneficiaries of the School Land Trust. Operations include administration, financial, legal, minerals, real estate, and commercial real estate divisions.

### **Land Exchange | \$200,000**

Allows CLO to exchange agricultural land for equal value commercial real estate with higher revenue streams.

### **Real Estate Trust | \$250,000**

Provides funding for capital and land improvements to the School Land Trust surface land assets.

### **Minerals Trust | \$375,000**

Provides funding for the marketing and maintenance of the School Land Trust subsurface assets to maximize return on mineral assets.





# Program Details

---

## **Legal Settlements | \$900,000**

Advises and counsels the commissioners, secretary, and agency personnel on legal matters concerning School Land Trust litigation.

## **Real Estate | \$400,000**

Funds the preservation and improvement of surface School Land Trust assets.

## **Commercial Real Estate Ops | \$250,000**

Funds the general operations and maintenance of the School Land Trust commercial real estate investment properties.

## **Minerals | \$1,500,000**

Manages other state agencies' mineral holdings, utilizing CLO expertise to recognize efficiencies and cost savings. An Agency Special Account, Account 703, is used as a pass-through account to accumulate revenues and distribute monthly disbursements to the other state agencies.

## **Investment Fees | \$7,900,000**

Fees paid to investment money managers for the management and investment of CLO's \$2.6 billion marketable investment portfolio and \$144 million real estate investment portfolio. Management fees are paid by the Permanent Trust Fund and pass-through Agency Special Accounts 701 and 710 for payment to the managers.



## AGENCY ACCOMPLISHMENTS

- Increased distributions to beneficiaries by 5.7% in FY 2023.
- Added \$5.4 million to the agency's Multiyear Education Stabilization Fund.
- Received the Certified Achievement Award from the Government Finance Officers Association for the Agency's Audited Comprehensive Financial Report (ACFR) for three consecutive years.
- Implemented a new check template upload for Oil and Gas producers in January 2023, reducing time and errors related to manual entry of check detail.
- Improved efficiencies in the live auction process by modernizing the system, resulting in the elimination of check-in and check-out lines, and reduction of paper transactions.
- Transitioned out of underperforming real estate assets, resulting in both an increase in distributions and a substantial return on asset back into the trust's corpus.

## AGENCY GOALS

- Address concerns outlined in the June 2023 LOFT report including upgrading the agency GIS system and focusing on digital transformation and efficiencies.
- Grow agency revenues to increase annual distributions to beneficiaries, increasing from \$129.4 million of annual distribution in FY 2023 to \$158 million in FY 2029.
- Preserve and improve the land leased for agriculture through the soil conservation program while increasing the number of acres to 30,000 by FY 2029.
- Grow investment portfolio for the benefit of future generations, targeting a total portfolio of \$3.5 billion by FY 2029.
- Reduce agency turnover from 27% in FY 2022 to 12% in FY 2029.





**OKLAHOMA**  
Office of the  
Chief Medical Examiner

## Eric A. Pfeifer Chief Medical Examiner



The **Office of the Chief Medical Examiner** is statutorily charged with investigating sudden, violent, unexpected and suspicious deaths. Medicolegal investigations collect evidence, determine cause and manner of death, and provide expert testimony in both criminal and civil legal proceedings.

When a death occurs on the job or appears to be work-related, the results of the medicolegal investigation are of direct benefit to the family in order that insurance claims may be appropriately settled. These examinations also help identify potentially unsafe consumer products. The public health function of the medical examiner's office is further apparent in the investigation of cases in which poisons, hazardous work environments or infectious agents are implicated. The identification of such dangerous elements allows the prompt implementation of treatment and preventative measures through coordination with Oklahoma's public health agencies and the Occupational Safety and Health Administration (OSHA).

Founded in **1965**, this agency now encompasses the following divisions: Administration, Forensic Anthropology, Investigations, Forensic Pathology Services and Toxicology.

# Agency Vision, Mission and Core Values

## **Vision:**

Dignified and thorough medicolegal investigations of applicable deaths occurring in the State of Oklahoma.

## **Mission:**

Protect the public health and safety of Oklahomans through the scientific investigation of deaths as defined by statute. This process involves scene investigation and medicolegal autopsy (including radiology, toxicology, histology, and microbiology) complementing the activities of law enforcement agencies, district attorneys and public health officials. Responsibilities are performed with integrity, diligence and compassion in order to best assist and provide answers to families, law enforcement and taxpayers of this state.

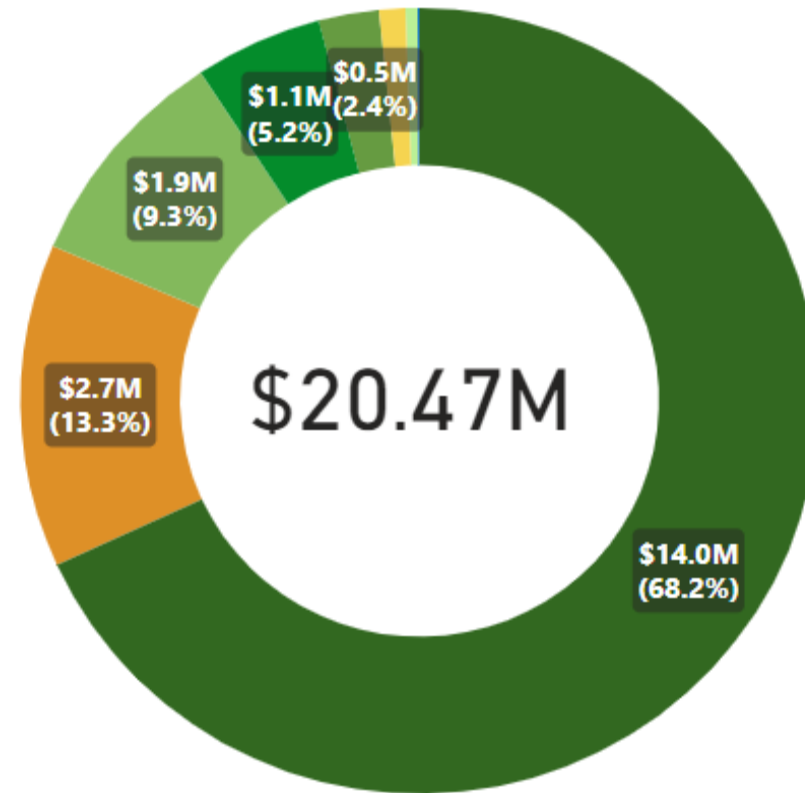
## **Core Values:**

Integrity, dignified independent investigation and handling of human remains, professionalism.



# Office of the Chief Medical Examiner (Medicolegal Investigations) FY 2023 Expenditures

Expense Group	Sum of Amount
Personnel	\$13,950,539
Buildings & Facilities	\$2,720,534
General Administration	\$1,906,088
IT	\$1,057,682
Professional Services	\$501,448
Fleet	\$216,887
Travel	\$101,179
Pass-throughs	\$15,490
Other	\$120
Assistance Payments	\$50
<b>Total</b>	<b>\$20,470,018</b>



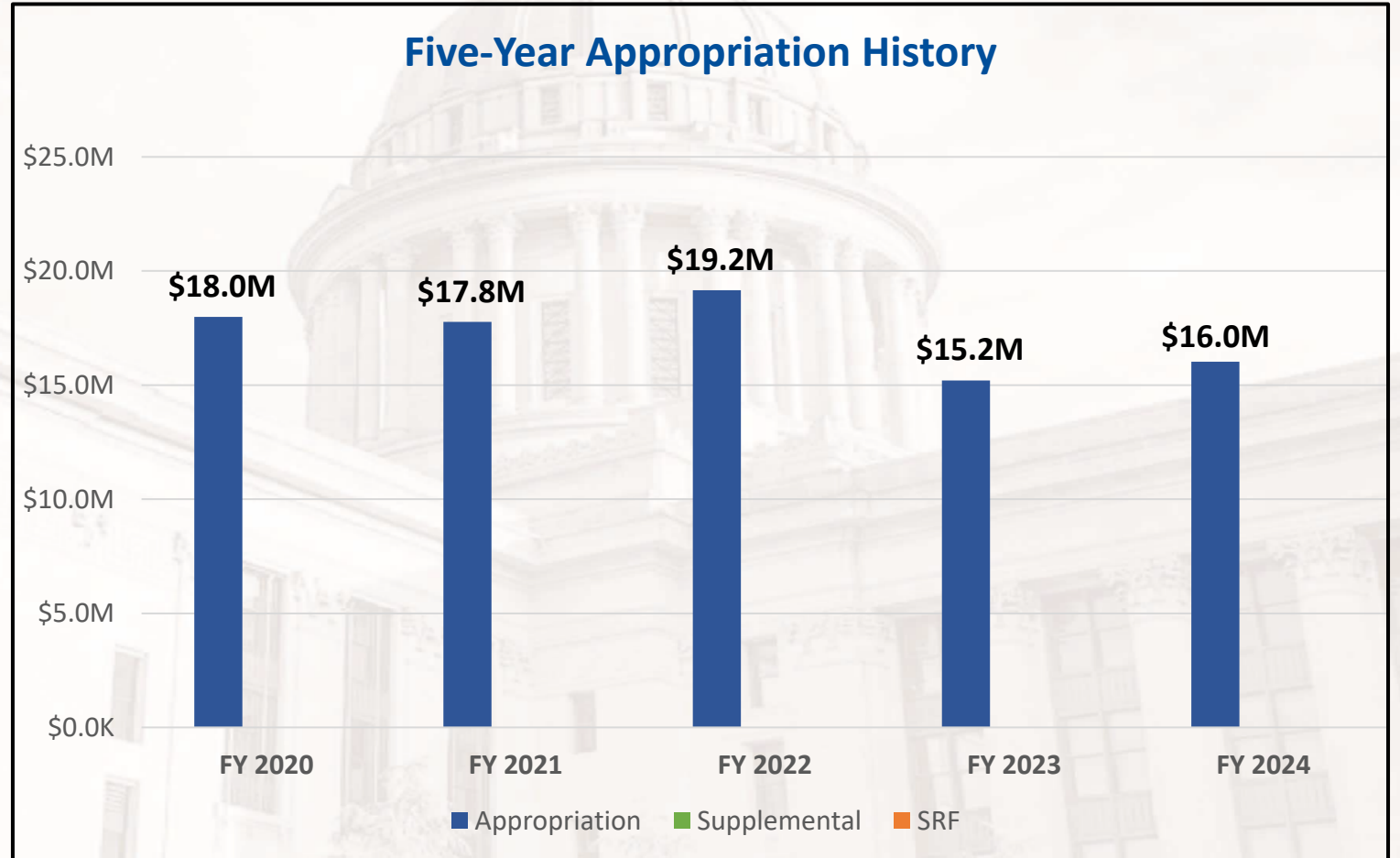
- Expense Group**
- Personnel
  - Buildings & Facilities
  - General Administration
  - IT
  - Professional Services
  - Fleet
  - Travel
  - Pass-throughs
  - Other
  - Assistance Payments

Operating	Grants & Pass-Throughs
● Personnel	● Medicaid
● Professional Services	● Assistance Payments
● General Administration	● Pass-throughs
● IT	● Program Reimbursements
● Travel	
Capital	Other
● Buildings & Facilities	● Other
● Highways & Bridges	● Statewide Medical Claims
● Debt Service	
● Fleet	

Note: Data obtained on 1.03.24.

# Appropriation History

Fiscal Year	Legislated Appropriation (\$) <i>(Includes supplementals and SRF/ARPA.)</i>
FY 2020	\$17,991,357
FY 2021	\$17,771,703
FY 2022	\$19,162,057
FY 2023	\$15,206,144
FY 2024	\$16,019,144



# Programs and FY 2024 Budget Summary

Program Name	Brief Description of Program	FY 2024 Budget	# Served by Program
Investigations	Medical investigations of the deceased, including scene investigations, autopsies and external examinations, histological examinations, toxicological collection, and many other investigative techniques.	\$19,127,884	3.9 million Oklahomans and any visitors.
IS Data Processing	Expenses to provide information services to the agency.	\$3,849,018	
Administration	Administrative support for agency programs.	\$1,550,577	



*Note: Budget amounts include revisions as of 12.01.23.*

# Program Details

---

## Office of the Chief Medical Examiner | FY 2024 Budget | \$24,527,479

### Investigations | \$19,127,884

The Office of the Chief Medical Examiner performs medical investigations of the deceased, including scene investigations, autopsies and external examinations, histological examinations, toxicological collection, and many other investigative techniques. Certain cases may require specialized services conducted by an anthropologist, odontologist, or radiologist. The primary objective of investigations is to establish the cause and manner of death in each case within medical and legal certainty.

Investigations are performed at the central office in Oklahoma City and at the northeastern office in Tulsa. Twenty-five vendors and agencies depend on services and information provided by the Office of the Chief Medical Examiner. Clients include the Oklahoma State Department of Health, all law enforcement agencies including OSBI, Department of Public Safety, Oklahoma City Police Department, Tulsa Police Department, Oklahoma Highway Patrol, all local sheriff's departments and police departments across the state, and many other local and municipal agencies.

When a death occurs on the job or appears to be work-related, the results of the medicolegal investigation are of direct benefit to the family in order that insurance claims may be appropriately settled. Medicolegal examinations also help identify potentially unsafe consumer products. The public health function of the medical examiner's office is further apparent in the investigation of cases in which poisons, hazardous work environments or infectious agents are implicated. The identification of such dangerous elements allows the prompt implementation of treatment and preventative measures through coordination with Oklahoma's public health agencies and Occupational Safety and Health Administration.





## AGENCY ACCOMPLISHMENTS

- Finalized the construction of state-of-the-art practice site in collaboration with OSU-Tulsa.
- Implemented the NCHIP electronic fingerprint program in both Oklahoma City and Tulsa offices.
- Received continued accreditation for the forensic fellowship program.
- Reduced permit turn around time from 15 hours to 12 hours.

## AGENCY GOALS

- Recruit and retain Forensic Pathologists, who are highly sought-after due to the limited available pool of applicants.
- Maintain minimal scene response times with current staffing in order to qualify for National Association of Medical Examiners (NAME) accreditation.
- Increase the percentage of cases finalized within 90 days from 56% in FY 2023 to over 90%.
- Reduce caseload for Forensic Pathologists from 319 per pathologist in FY 2023 to under 250 per pathologist.
- Implement the new Case Management System.





OKLAHOMA

# Department of Mines

Suzen M. Rodesney  
Director



The **Department of Mines (ODM)** is a regulatory authority empowered to execute, enforce and implement provisions of state and federally mandated programs in the areas of health, safety, mining and land reclamation practices associated with surface and subsurface mining.

Public Laws 95-87 and 95-164 require a state program to be developed to: (1) safeguard human health and safety; (2) issue mining permits for all mining operations and to regularly inspect all mining operations for reclamation; and (3) minimize environmental impact to land, air, and water quality through viable regulatory and enforcement programs.

Founded in **1907** this agency now consists of the following programs:

- Administrative and Legal Services.
- Minerals.
- Oklahoma Miner Training Institute.
- Data Processing.

# Agency Vision, Mission and Core Values

## **Vision:**

Maintain the regulation of minerals mining, fly-ash reclamation sites, and non-mining blasting operations. Continue providing mine personnel training to maintain a reduced number of fatal or even serious mining accidents in the state. A cooperative approach to enforcement gives Oklahoma an economic advantage by encouraging new resources, exploration, and extraction and helps bring Oklahoma's minerals production to record levels.

## **Mission:**

To protect the environment of the state, the health and safety of the miners, and the life, health and property of affected citizens through enforcement of state mining and reclamation laws.

## **Core Values:**

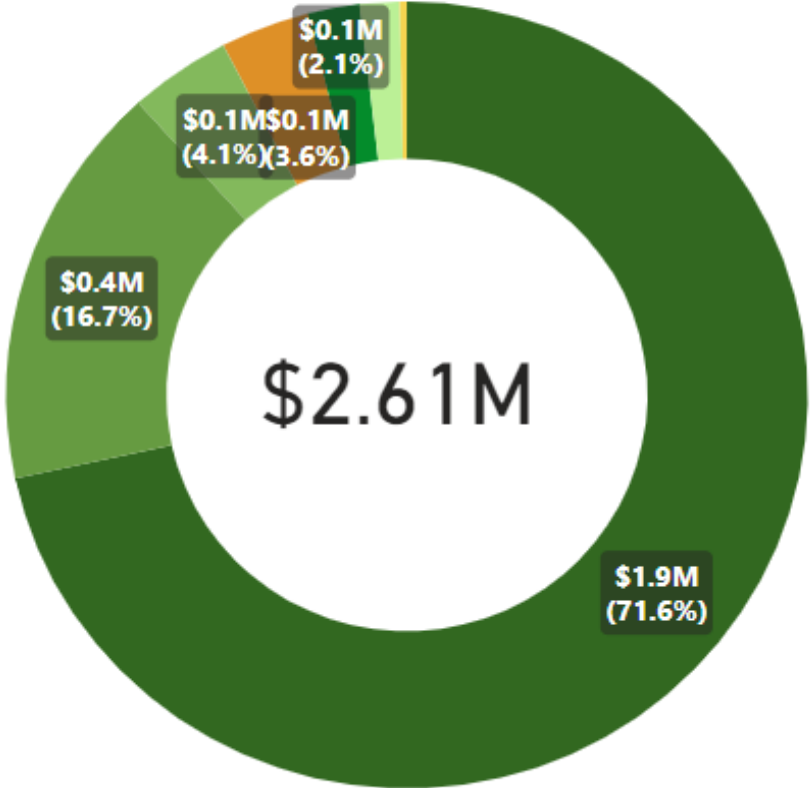
- Ensure that mined land is restored to as-good or better condition than before mining by working closely with operators, landowners and other concerned citizens.
- Conduct inspections to ensure safe working environments at mine sites. Provide mining safety training programs for all persons involved in mining.
- Utilize current available technology to increase efficiency and production. Continue efforts to employ creative alternatives for information gathering and dissemination.
- Promote a positive work environment and provide working conditions for retention, training and recognition.
- Respond to the needs of the public within our jurisdictional boundaries.
- Continue to work towards a positive image of the agency, improving our reputation as public servants and stewards of the resources of the state.



# Department of Mines

## FY 2023 Expenditures

Expense Group	Sum of Amount
Personnel	\$1,866,715
Professional Services	\$435,558
General Administration	\$107,399
Buildings & Facilities	\$93,506
IT	\$54,690
Travel	\$41,576
Fleet	\$7,453
<b>Total</b>	<b>\$2,606,896</b>



- Expense Group**
- Personnel
  - Professional Services
  - General Administration
  - Buildings & Facilities
  - IT
  - Travel
  - Fleet

Operating	Grants & Pass-Throughs
● Personnel	● Medicaid
● Professional Services	● Assistance Payments
● General Administration	● Pass-throughs
● IT	● Program Reimbursements
● Travel	

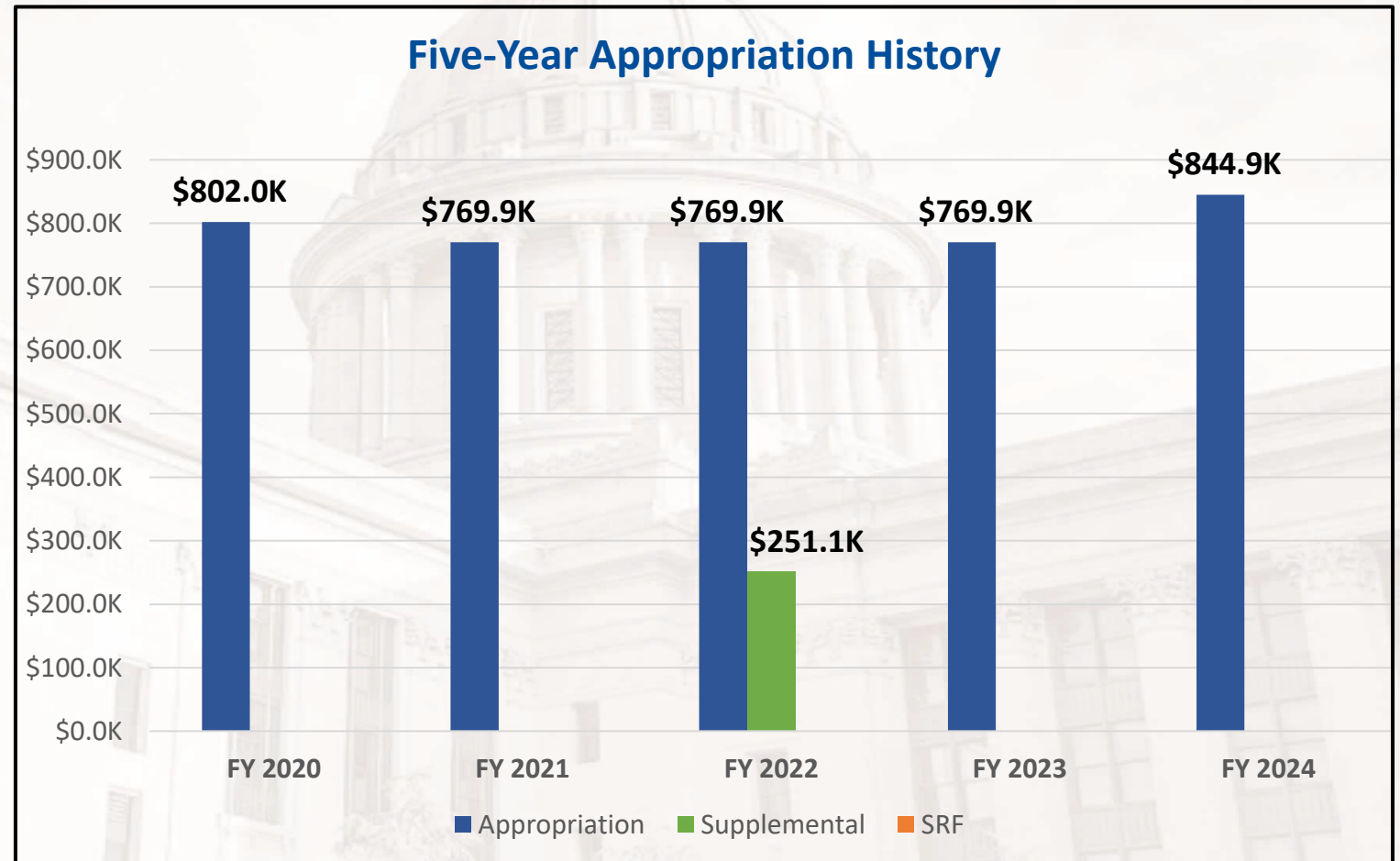
  

Capital	Other
● Buildings & Facilities	● Other
● Highways & Bridges	● Statewide Medical Claims
● Debt Service	
● Fleet	

Note: Data obtained on 1.03.24.

# Appropriation History

Fiscal Year	Legislated Appropriation (\$) <i>(Includes supplemental and SRF/ARPA.)</i>
FY 2020	\$802,014
FY 2021	\$769,933
FY 2022	\$1,021,001
FY 2023	\$769,933
FY 2024	\$844,933



# Programs and FY 2024 Budget Summary

Program Name	Brief Description of Program	FY 2024 Budget	# Served by Program
Administration	Fiscal support services and agency administration.	\$727,805	1,000 individuals ranging from agency employees, landowners and people associated with mining operations.
Minerals	Minerals permitting, health and safety inspections and non-mining blasting.	\$1,392,271	20,000 directly associated with the mining operations.
Oklahoma Miner Training Institute	Workforce training of miners and mining contractors.	\$403,500	4,500 mining operators, miners and independent contractors from all the active mines in Oklahoma, as well as adjacent states.
Data Processing	IT and telecommunications costs for agency.	\$117,600	All agency staff.



Note: Budget amounts include revisions as of 12.01.23.

# Program Details

---

## Department of Mines | FY 2024 Budget | \$2,641,176

### Administration | \$727,805

Administration includes human resources, accounting, budgeting and finance, general administration, capital asset management and legal services.

### Oklahoma Miner Training Institute | \$403,500

The Oklahoma Miner Training Institute is operated under the direction of the Oklahoma Mining Commission. The institute, located at Eastern Oklahoma State College in Wilburton, provides training in all aspects of mine safety and health. Regularly scheduled classes are provided at the school or at mine sites throughout the state to minimize the inconvenience to both miners and operators. All training provided by the institute is free of charge to the mining companies who hold permits in Oklahoma.



# Program Details

---

## Minerals | \$1,392,271

Functions of the Minerals Division include the enforcement of a safe and healthy working environment for the miners in the mining industry, ensuring compliance with mining permits issued and the enforcement of reclamation so that Oklahoma land is left in a productive, safe, and usable state.

ODM regulates the use of explosives within Oklahoma. All mining operations which utilize explosives must have approved blasting plans on file in their mining permits. These locations are regulated by the mining divisions of the department. All other uses of explosives must comply with the Oklahoma Explosives and Blasting Regulation Act of Title 63. The Non-Mining Blasting Program regulates the purchase and use of explosives in compliance with this act.

The Minerals/Non-Coal Division administers two separate programs. The Non-Coal Mining Program and the Non-Mining Blasting Program work simultaneously and in parallel to accomplish the division's goals through:

- Issuing mining permits and amendments (revisions) in compliance with statutes and regulations under Oklahoma state law.
- Conducting annual reviews and approving bond releases in compliance with statutes and regulations.
- Issuing non-mining blasting permits and blasting permit exemptions for the purchase of explosives in Oklahoma.
- Conducting health and safety inspections and environmental inspections on all non-coal surface and underground mines.
- Conducting permit review inspections and reclamation inspections on all non-coal mine sites.
- Conducting complaint investigations upon request.
- Conducting hearings as outlined in statutes and regulations.
- Conducting blasting inspections on all mine sites.
- Conducting accident or fatality investigations as they occur.
- Conducting non-mining blasting inspections.





## AGENCY ACCOMPLISHMENTS

- Advanced technology footprint with an updated website, initiated social media presence, and introduced Digital Mine Inspection Reporting.
- Successfully inspected all active mines five times, meeting the required inspections of active mines.
- Zero mine-related fatalities in the last five years due to the annual refresher training, bi-monthly site inspections, and monthly safety posts to assist in maintaining a safe work environment.
- Recorded highest mineral production on record at 84 million tons reported. Industry success has been in part due to agency support for permitting and inspections.

## AGENCY GOALS

- Reduce non-fatal mining accidents to zero through miner training at the Oklahoma Miner Training Institute.
- Improve agency usage of technology by utilizing electronic inspection reports, digitizing and scanning paper documents, processing online payments, processing permits online, and creating an online presence via social media.





**OKLAHOMA**

## Pardon and Parole Board

**Tom Bates**  
**Executive Director**



---

Founded in **1944**, the **Pardon and Parole Board** serves the citizens of Oklahoma by making careful and informed decisions, focusing on public safety, offender accountability and re-entry, and victim rights.

# Agency Vision, Mission and Core Values

## **Vision:**

A parole and pardon system that promotes and utilizes fair and equitable decision-making, reduces risk to the public, includes victim concerns, and encourages successful inmate re-entry.

## **Mission:**

Serve the citizens of Oklahoma by making informed decisions and recommendations to the Governor focused on public safety, victims' rights and the needs of offenders to ensure successful reentry into the community.

## **Core Values:**

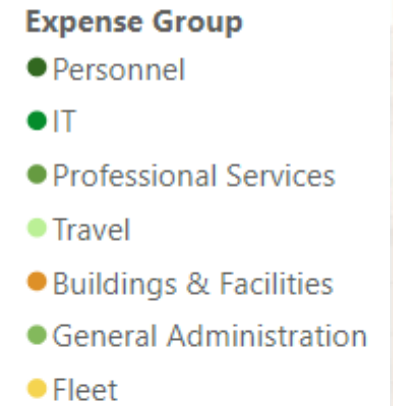
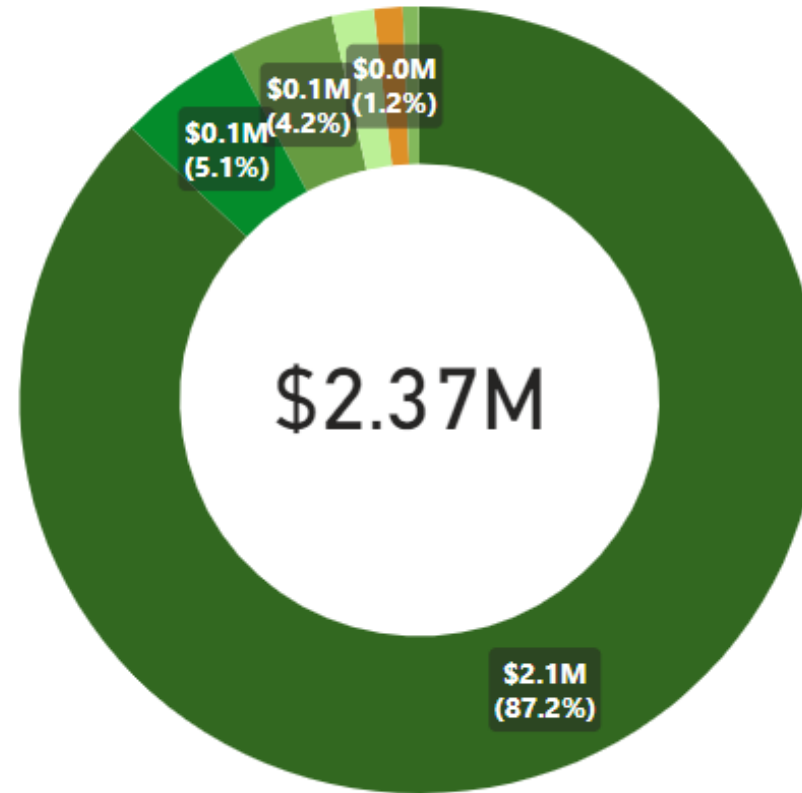
Ethical, unbiased, and professional performance of duties. Striving for excellence and fairness by making decisions that maintain a delicate balance between public safety, victim's rights, and the successful re-integration of the offender.



# Pardon and Parole Board

## FY 2023 Expenditures

Expense Group	Sum of Amount
Personnel	\$2,067,537
IT	\$120,530
Professional Services	\$100,071
Travel	\$40,720
Buildings & Facilities	\$27,321
General Administration	\$15,614
Fleet	\$312
<b>Total</b>	<b>\$2,372,105</b>

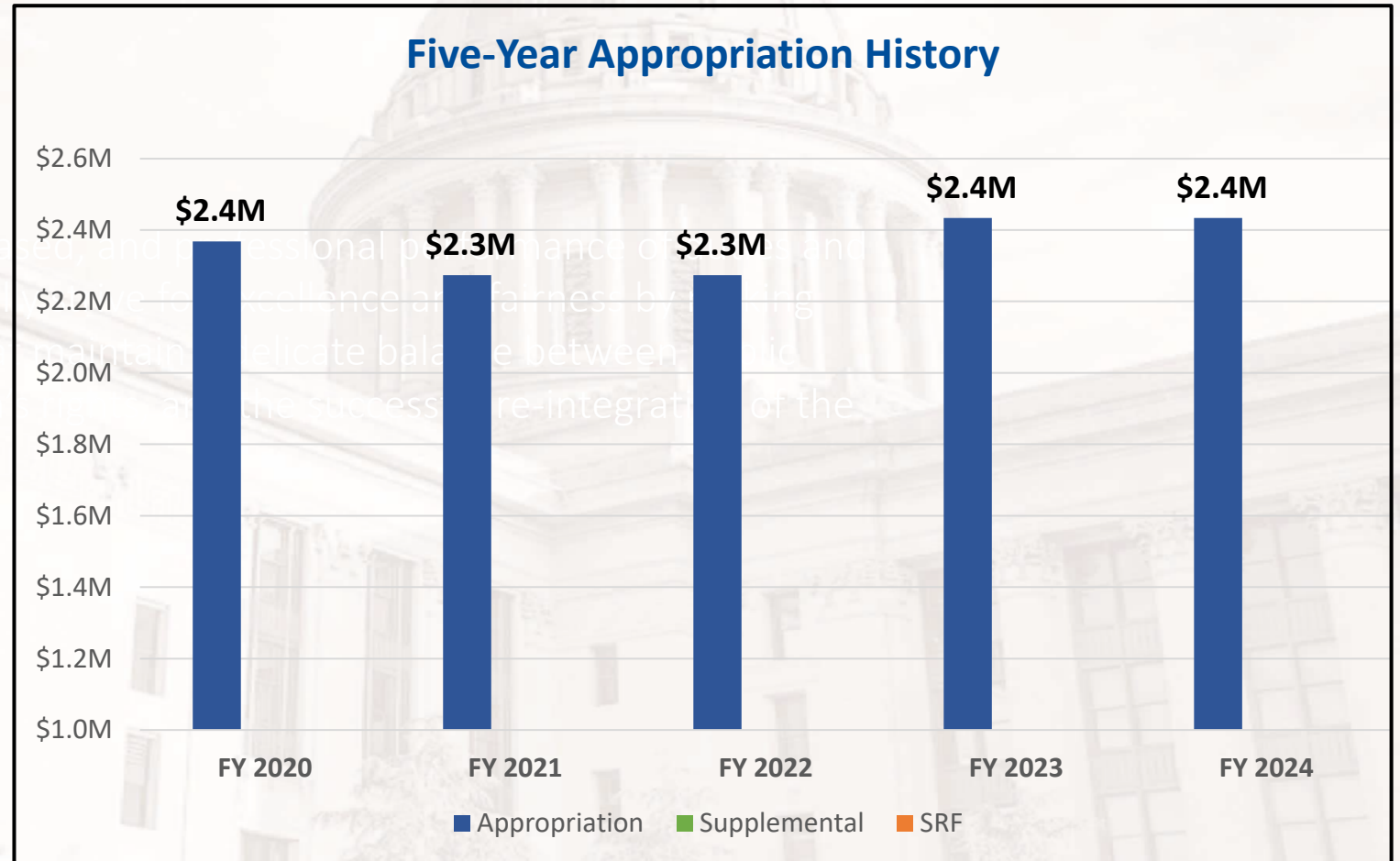


Operating	Grants & Pass-Throughs
Personnel	Medicaid
Professional Services	Assistance Payments
General Administration	Pass-throughs
IT	Program Reimbursements
Travel	
Capital	Other
Buildings & Facilities	Other
Highways & Bridges	Statewide Medical Claims
Debt Service	
Fleet	

Note: Data obtained on 1.03.24.

# Appropriation History

Fiscal Year	Legislated Appropriation (\$) <i>(Includes supplementals and SRF/ARPA.)</i>
FY 2020	\$2,368,125
FY 2021	\$2,273,400
FY 2022	\$2,273,400
FY 2023	\$2,433,400
FY 2024	\$2,433,400



# Programs and FY 2024 Budget Summary

Program Name	Brief Description of Program	FY 2024 Budget	# Served by Program
Administration and Field Services	The mission of the Pardon and Parole Board is accomplished by the executive, administrative, and investigator field staff.	\$2,337,200	Numerous criminal justice agencies, private attorneys, victims, and victims' families in addition to offenders' families. The Pardon and Parole Board reviewed 5,036 cases by October 2023.
IS Data Processing	The agency contracts with OMES Information Services.	\$142,614	Pardon and Parole Board staff.



*Note: Budget amounts include revisions as of 12.01.23.*

# Program Details

---

## Pardon and Parole Board | FY 2024 Budget | \$2,479,844

### Executive, Administration, and Field Services | \$2,337,200

The mission of the Pardon and Parole Board is accomplished by the executive, administrative, and investigator field staff.

The executive staff:

- Guides and directs the overall work of the agency.
- Serves as the liaison to the Office of Management and Enterprise Services (OMES) in the processing of payroll, purchasing, and accounts payable.
- Ensures the development implementation of efficient and standardized procedures.
- Provides training for the board and staff.
- Coordinates monthly meetings, including inmate personal appearances, victim and district attorney protests, delegate personal appearances, written protests, and support letters.
- Coordinates and collaborates with other criminal justice and key stakeholder agencies and organizations.

The administrative staff:

- Processes the commutation and pardon applications.
- Prepares the monthly dockets and results.
- Provides information for victims and/or victim representatives and delegates for the inmates.
- Responds to the public regarding information.
- Reports the board results.
- Forwards the information and recommendations to the Governor.



# Program Details

---

## Executive, Administration, and Field Services | \$2,337,200 (continued)

The investigator field staff:

- Dockets inmates for future parole considerations.
- Reviews inmates' case files and criminal histories.
- Interviews inmates before parole consideration.
- Prepares thorough, detailed reports on each inmate to be considered by the Board.
- Reports include a summary of the crime, a history of previous convictions, drug and alcohol use, mental health history, programs taken while incarcerated to improve their knowledge and behaviors, misconduct while incarcerated, a narrative from the district attorney regarding the crime, and inmate's account of the offense, among other information.

The Pardon and Parole Board has reviewed 5,036 cases by October of 2023. In serving the State of Oklahoma, the agency staff completed the following: 2,909 reports prepared by investigators, 5,096 new Department of Corrections arrivals docketed for parole eligibility, 190 revocations and 54 hearings (through October), and 998 board paroles, paroles, commutations, and pardons.

The Board works with numerous criminal justice agencies, private attorneys, victims, and victims' families, in addition to offenders' families daily via telephone and email.

The primary purpose of the agency is to assist the Board in providing accurate, complete information so they may make decisions or recommendations on parole, pardons, clemencies, and commutations. However, the agency also serves a wide variety of other clients such as victims, victims' representatives, and offenders' families.





## AGENCY ACCOMPLISHMENTS

- Developed a digital method for Board Members to receive monthly docket information.
- Implemented web-based solution for applications to be submitted electronically and to automatically distribute statutorily required notifications.
- Successfully maintained all scheduled meetings and completed monthly dockets despite consistent lack of two to three positions and significant Board membership turnover.
- Reviewed and revised Administrative rules, policies and procedures in order to increase clarity, promote consistency between agency procedures and the law, and improve ease of training for new employees.
- Cleared two-year backlog of the annual statistical report.

## AGENCY GOALS

- Work with the Legislature as members consider substantial changes to criminal justice laws.
- Increase the automation of numerous agency processes using the newly implemented Offender management system.
- Increase efficiency in processing all applications and dockets.
- Develop an automated process for recording Board votes during monthly meetings using the ICON system.





**OKLAHOMA**  
Department of Public  
Safety

## Tim Tipton Commissioner



The **Oklahoma Department of Public Safety** serves as the state agency responsible for:

- Enforcement of laws within the state of Oklahoma, particularly on all state roadways and waterways.
- Providing executive security for the Governor, the Governor's immediate family, the Lieutenant Governor, and persons and property located within the Oklahoma State Capitol Complex. DPS also conducts counter-terrorism and intelligence operations.
- Enforcement of Motor Carrier Safety size and weight, hazardous materials transportation, and Port of Entry operations.

Founded in **1937**, this agency encompasses the following programs:

- Oklahoma Highway Patrol.
- Financial Services.
- Administrative Services.
- Human Resources and Training.
- Communication Technology and Transportation.
- Oklahoma Highway Safety Office.
- First Responder Wellness.
- Oklahoma Counter Terrorism Intelligence Center.
- Oklahoma School Security Institute.

# Agency Vision, Mission and Core Values

## **Vision:**

Strive to provide a safe and secure Oklahoma for all citizens and visitors through professional collaboration with our stakeholders and citizens with continued adherence to our core values.

## **Mission:**

Working to provide a safe, secure environment for the public through courteous, quality, and professional services.

## **Core Values:**

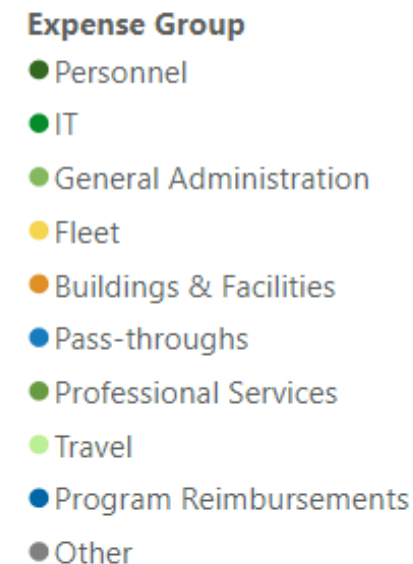
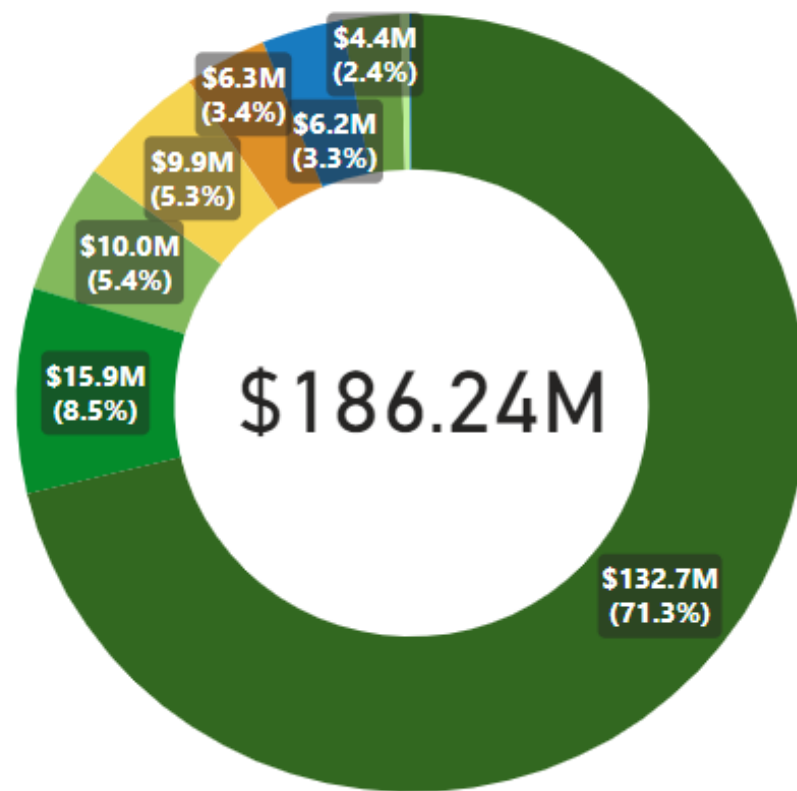
Honesty • Integrity • Loyalty • Respect • Professionalism • Self-discipline.



# Department of Public Safety

## FY 2023 Expenditures

Expense Group	Sum of Amount
Personnel	\$132,709,245
IT	\$15,875,853
General Administration	\$10,039,463
Fleet	\$9,874,331
Buildings & Facilities	\$6,311,500
Pass-throughs	\$6,174,450
Professional Services	\$4,398,581
Travel	\$719,302
Program Reimbursements	\$128,243
Other	\$5,163
<b>Total</b>	<b>\$186,236,130</b>

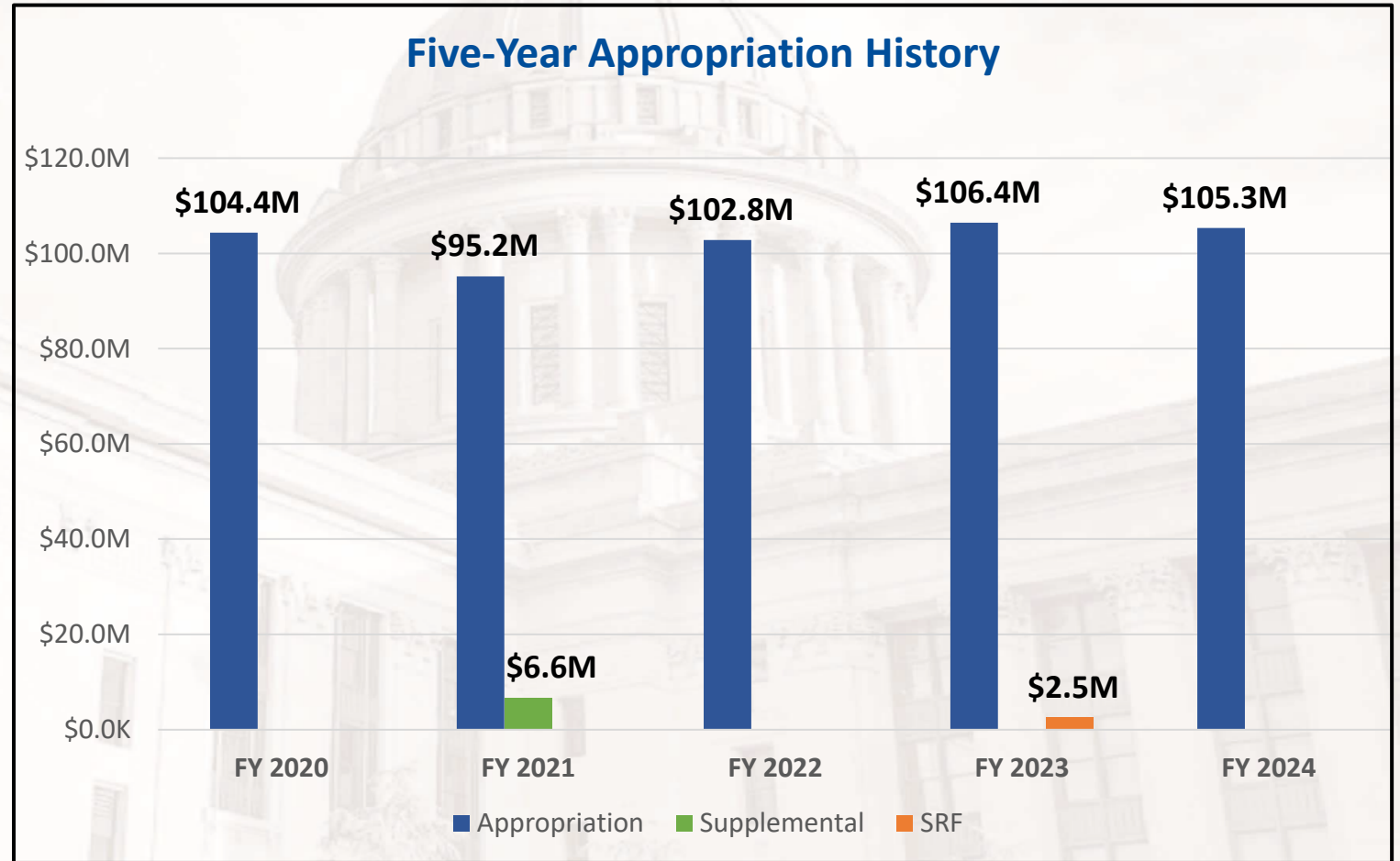


Operating	Grants & Pass-Throughs
Personnel	Medicaid
Professional Services	Assistance Payments
General Administration	Pass-throughs
IT	Program Reimbursements
Travel	
Capital	Other
Buildings & Facilities	Other
Highways & Bridges	Statewide Medical Claims
Debt Service	
Fleet	

Note: Data obtained on 1.03.24.

# Appropriation History

Fiscal Year	Legislated Appropriation (\$) <i>(includes supplementals and SRF/ARPA)</i>
FY 2020	\$104,376,967
FY 2021	\$101,824,395
FY 2022	\$102,827,246
FY 2023	\$108,968,126
FY 2024	\$105,329,347



# Programs and FY 2024 Budget Summary

Program Name	Brief Description of Program	FY 2024 Budget	# Served by Program
Administration	Administrative Services provides support and management in the areas of wrecker services, finances, information services, legal, records management, human resources, property management, and size and weight permits.	\$18,213,957	Insurance companies, trucking companies, potential/actual employees, individuals needing implied consent hearings, individuals needing accident records, the news media, legislature and more.
Homeland Security	Per Executive Order 2022-31, effective January 3, 2023, DPS began managing the Oklahoma Counter Terrorism Intelligence Center.	\$1,221,278	Management of the Oklahoma Counter Terrorism Intelligence Center.
Highway Safety Office	The Oklahoma Highway Safety Office is responsible for developing an annual statewide plan to decrease fatalities and injuries on Oklahoma roadways.	\$19,168,143	OHSO delivers programs to every county in the Oklahoma in the areas of impaired driving, occupant protection, police traffic services, statewide data systems, motorcycle safety, bike/pedestrian safety, railroad safety and driver education.



# Programs and FY 2024 Budget Summary

Program Name	Brief Description of Program	FY 2024 Budget	# Served by Program
Law Enforcement Services	Provide law enforcement services for the State of Oklahoma and provide for the safety and protection of drivers on Oklahoma highways.	\$131,364,164	Over 400,000 face-to-face, documented interactions.
Management Information Services	The Oklahoma Law Enforcement Telecommunications System Division provides a statewide telecommunications network for city, county, state, federal and military law enforcement and criminal justice agencies in the state. OLETS also provides computer interfaces with several state and national agencies and organizations.	\$2,225,682	40,000-50,000 individual users from city, county, state and federal law enforcement agencies.



Note: Budget amounts include revisions as of 12.01.23.

# Programs and FY 2024 Budget Summary

Program Name	Brief Description of Program	FY 2024 Budget	# Served by Program
Motor Vehicle Operations	DPS buys, builds, repairs and surpluses vehicles for the Oklahoma Highway Patrol and civilian employees of the agency. Oklahoma Highway Patrol cars are used to enforce state and federal laws.	\$23,572,065	Approximately 1,131 DPS employees.
Board of Chemical Tests	DPS receives appropriations on behalf of the Board of Tests for Alcohol and Drug Influence.	\$287,026	Pass-through appropriation to the Board of Chemical Tests.
70700 DPS Seized Funds	This is an escrow account.	\$10,000,000	N/A – Escrow funds.
IS Information Technology	Through collaboration with the Office of Management and Enterprise Services Information Services, this division oversees, operates and administers all information technology systems on the DPS network.	\$4,277,979	Approximately 1,131 DPS employees.



Note: Budget amounts include revisions as of 12.01.23.



# Program Details

---

## Department of Public Safety | FY 2024 Budget | \$210,330,295

### **Administration | \$18,213,957**

Administrative Services provides support and management in the areas of wrecker services, finances, information services, legal, records management, human resources, property management, and size and weight permits.

### **Homeland Security | \$1,221,278**

The budgeted amount funds intelligence analysts' salaries, which are awarded to DPS via grant funding. Intelligence analysts are DPS personnel. Per Executive Order 2022-31, effective Jan. 3, 2023, and reauthorized in March 2023, DPS began managing the Oklahoma Counter Terrorism Intelligence Center.

### **Board of Chemical Tests | \$287,026**

DPS receives appropriations on behalf of the Board of Tests for Alcohol and Drug Influence. The mission of the Board of Tests is to enhance public safety through the administration and regulation of the impaired driving breath-alcohol and blood testing programs in the State of Oklahoma.

### **Law Enforcement Services | \$131,364,164**

The Law Enforcement Services program provides safety and protection for drivers on Oklahoma highways, as well as other specialized law enforcement services including commercial vehicle enforcement, lake patrol, Capitol patrol, bomb squad and executive security for the Governor and his/her family, the Lieutenant Governor, and the Governor's mansion.



# Program Details

---

## **Highway Safety Office | \$19,168,143**

The Oklahoma Highway Safety Office is responsible for developing an annual statewide plan to decrease fatalities and injuries on Oklahoma roadways. The OHSO administers federal highway safety funds in the form of projects with state and local agencies, nonprofit organizations and private contractors.

## **Motor Vehicle Operations | \$23,572,065**

DPS buys, builds, repairs and surpluses vehicles for the Oklahoma Highway Patrol and civilian employees of the DPS. Oklahoma Highway Patrol cars are built and used to enforce laws of the state and nation. Fleet Management ensures OHP members and civilian employees have properly equipped vehicles to safely complete their required mission.

## **Management Information Services | \$2,225,682**

The Oklahoma Law Enforcement Telecommunications System Division provides a statewide telecommunications network for city, county, state, federal and military law enforcement and criminal justice agencies in the state. OLETS also provides computer interfaces with several state and national agencies and organizations. This system is used and needed by all local, state, federal and tribal public safety entities for radio communications.



## AGENCY ACCOMPLISHMENTS

- Completed two Oklahoma Highway Patrol academies, stabilizing attrition.
- Doubled call capacity and improved system stability on the OKWIN statewide radio network by upgrading 19 radio sites, updating the radio core system to the latest version, and beginning upgrades to antennas across the state.
- Received a successful Highway Safety Office managerial review from National Highway Traffic Safety Administration, with Oklahoma as the only state in the region with no findings.
- All state Troopers completed active shooter emergency response training (LASER). Trained school administrators across the state in the active shooter response class “Run. Hide. Fight.” Initiated *Adopt a School* program.

## AGENCY GOALS

- Increase partnerships with other public safety and criminal justice agencies to efficiently deploy resources and provide services, from eight partnerships in FY 2023 to 16 in FY 2029.
- Streamline commercial motor vehicle enforcement standards and improve uniformity of enforcement practices.
- Recruit for and conduct annual OHP academies to optimize public safety on the roadways, increasing the number of trained troopers from 738 in FY 2023 to 957 by FY 2029.
- Expand the First Responder Wellness Division to include deployment of mobile on-site response units for post-incident trauma care and certification of statewide CrossFit instructors.





**OKLAHOMA**  
Transportation

**Tim Gatz**  
**Secretary of Transportation**  
**Executive Director**



The **Oklahoma Department of Transportation** is responsible for planning, designing, constructing, operating and maintaining Oklahoma's highway-based transportation infrastructure including the non-toll interstate system, the U.S. highway system, and state highway system, along with management of the state-owned railroads.

ODOT administers a variety of other multimodal programs including passenger rail, public transit and the promotion and coordination with the McClellan-Kerr Arkansas River Navigation System (MKARNS), Oklahoma's inland waterway.

Founded in **1911**, ODOT now encompasses the following programs:

- Highway Design and Construction.
- Highway Operations and Maintenance.
- County program.
- Transit program.
- Rail program.
- Waterways program.

# Agency Vision, Mission and Core Values

## **Vision:**

To be an efficient, innovative, and customer-driven organization working collaboratively to provide safe, modernized, integrated, and sustainable transportation.

## **Mission:**

To provide a safe, economical, and effective transportation network for the people, commerce, and communities of Oklahoma.

## **Core Values:**

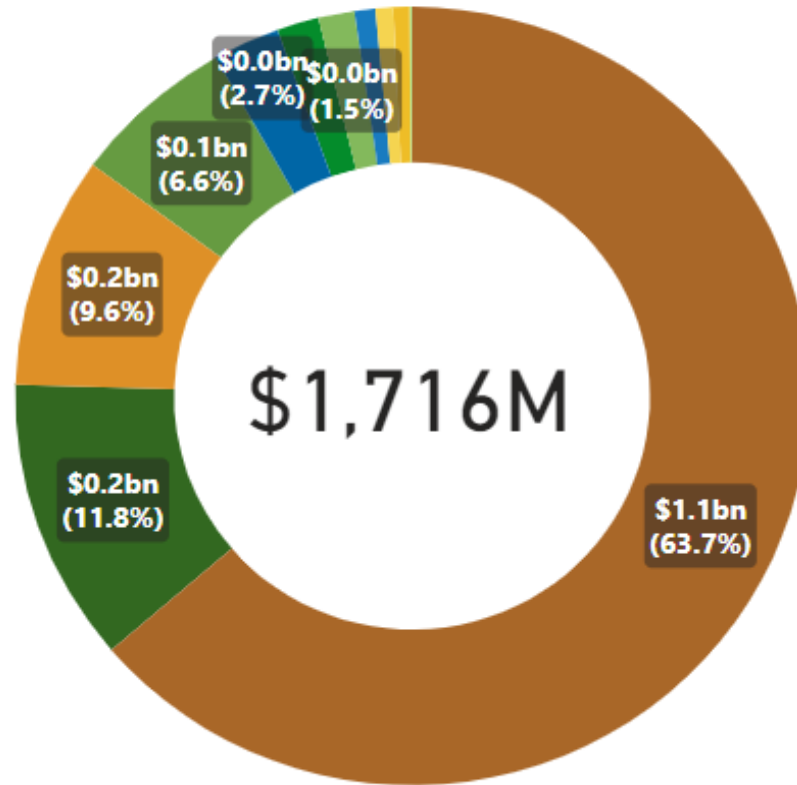
Improved Collaboration • Enhanced Innovation • Greater Coordination • Exceptional Customer Service • Increased Efficiency • Rapid Adaptability.



# Department of Transportation

## FY 2023 Expenditures

Expense Group	Sum of Amount
Highway & Bridges	\$1,092,792,262
Personnel	\$202,211,127
Buildings & Facilities	\$165,551,794
Professional Services	\$113,972,800
Program Reimbursements	\$46,794,865
IT	\$29,476,606
General Administration	\$25,290,180
Pass-throughs	\$14,415,388
Fleet	\$12,494,844
Debt Service	\$11,285,974
Travel	\$1,482,697
Other	\$135,886
Trust	\$234
<b>Total</b>	<b>\$1,715,904,656</b>



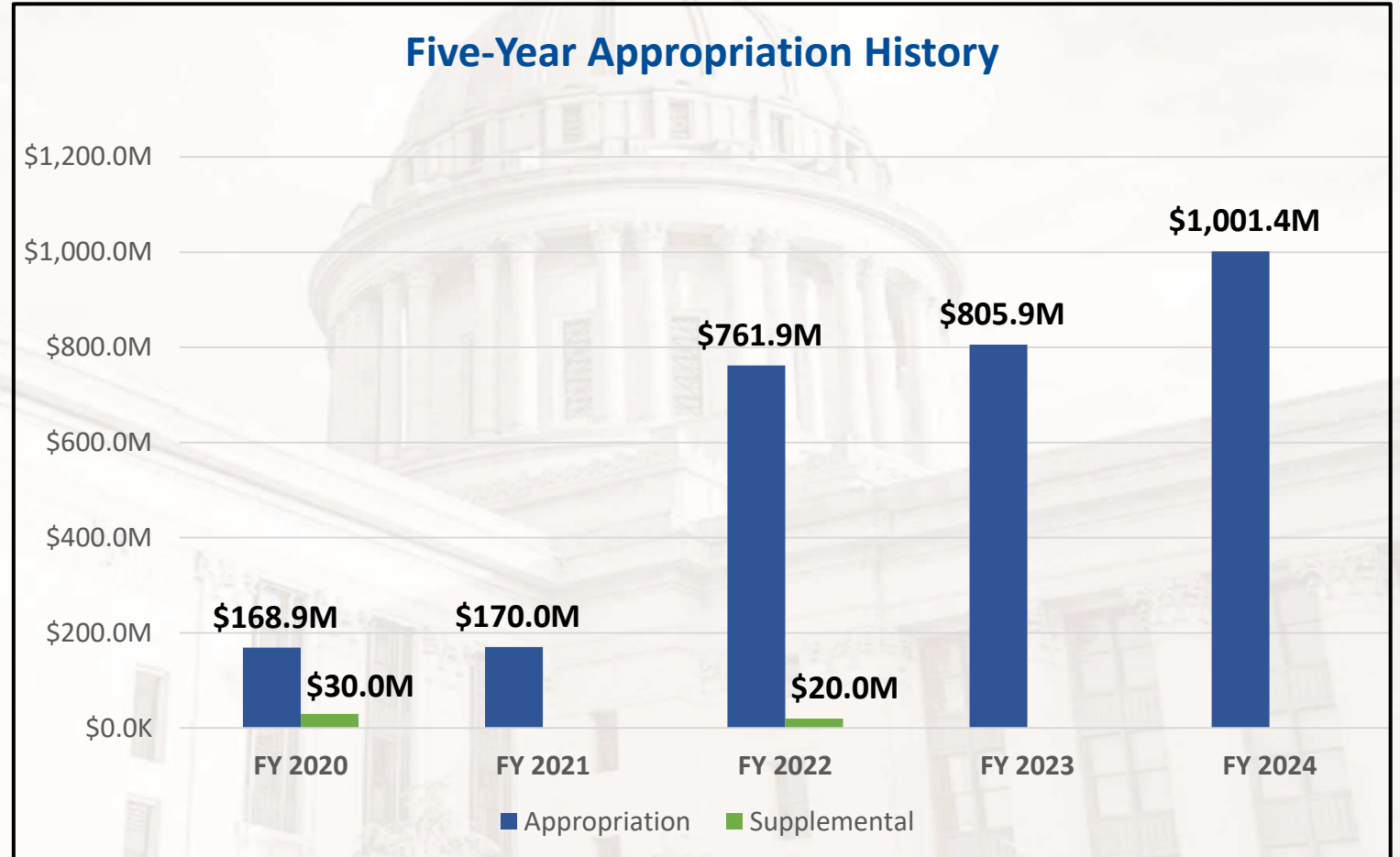
- Expense Group**
- Highway & Bridges
  - Personnel
  - Buildings & Facilities
  - Professional Services
  - Program Reimbursements
  - IT
  - General Administration
  - Pass-throughs
  - Fleet
  - Debt Service
  - Travel
  - Other
  - Trust

Operating	Grants & Pass-Throughs
Personnel	Medicaid
Professional Services	Assistance Payments
General Administration	Pass-throughs
IT	Program Reimbursements
Travel	
Capital	Other
Buildings & Facilities	Other
Highways & Bridges	Statewide Medical Claims
Debt Service	
Fleet	

Note: Data obtained on 1.03.24.

# Appropriation History

Fiscal Year	Legislated Appropriation (\$) <i>(includes supplemental if applicable)</i>
FY 2020	\$198,900,000
FY 2021	\$170,000,000
FY 2022	\$781,900,000
FY 2023	\$805,878,499
FY 2024	\$1,001,401,568



*Note: HB 2895, authored in 2021, limited the Department of Transportation's annual expenditures from the ROADS Fund to amounts authorized by the Legislature. FY 2022, FY 2023, and FY 2024 include ROADS funding of \$575 million, \$590 million and \$590 million respectively, which in prior years was not categorized as an appropriation.*

# Programs and FY 2024 Budget Summary

Program Name	Brief Description of Program	FY 2024 Budget	# Served by Program
Highway Design and Construction	Preconstruction and construction of ODOT's capital assets. Right-of-Way Acquisition, utility relocation, design, construction, renovating and preserving Oklahoma's highway infrastructure based upon plans for multiyear projects.	\$2,017,997,808	The State Highway System serves a daily vehicle miles traveled average of approximately 74 million miles, 60.3% of the total.
Highway Operations and Maintenance	Administers highway operations and maintenance through ODOT's central office and eight field districts.	\$301,503,218	The State Highway System serves a daily vehicle miles traveled average of approximately 74 million miles, 60.3% of the total.
County Program	Preconstruction and construction of county road and bridge projects based upon plans for multiyear projects. Facilitate the county equipment lease program.	\$145,182,904	The County Highway System serves a daily vehicle miles traveled average of approximately 14 million miles, 11.4% of the total.
Transit Program	Administers financial assistance to local, primarily rural, public transportation operations.	\$98,318,723	In FY 2023, approximately 21.9 million trip miles, of which 2.4 million were elderly and disabled individuals.



*Note: Budget amounts include revisions as of 12.01.23.*



# Programs and FY 2024 Budget Summary

Program Name	Brief Description of Program	FY 2024 Budget	# Served by Program
Rail Program	Provides oversight and monitors seven different railroad companies operating on state-owned tracks with 131 miles of track under lease and passenger rail service.	\$13,302,618	2.4 million licensed drivers, 3.5 million total motor vehicle registrations.
Waterways Program	Promotes use of barge transportation on the McClellan-Kerr Arkansas River Navigation System providing service to a multistate area.	\$134,012	Approximately 3,600 barges annually.
Accounting and Finance	Budgeting, project finance, procurement, accounts payable/receivable, procurement, billing, grant administration.	\$7,530,351	2,446 agency FTE.
Capital Asset Management	Constructs and maintains facilities for the agency.	\$26,544,577	2,446 agency FTE.
General Administration and Legal	General administration, communications, legislative liaisons, general counsel, etc.	\$51,704,772	2,446 agency FTE.
Human Resource Management	Human resources, payroll, training and development, recruiting and hiring, etc.	\$3,971,072	2,446 agency FTE.
Information Technology	Information technology, telecommunications, system security, application development, technical support.	\$62,517,185	2,446 agency FTE.



*Note: Budget amounts include revisions as of 12.01.23.*

# Program Details

---

## Department of Transportation | FY 2024 Budget | \$2,728,707,240

### Transit | \$98,318,723

The Office of Mobility and Public Transit (OMPT) is the Governor's designee for receiving and administering funds from the Federal Transit Administration's (FTA) Sections 5311, 5339, 5303, 5310, and 5329. OMPT's responsibilities under these programs include, but are not limited to, planning, programming, policy development, funding allocation/distribution, transit subrecipient monitoring, technical assistance, rail fixed guideway system oversight, and the accounting/reporting of all federal transportation assistance program funds.

These programs are designed to assist with transportation planning; enhance access for the elderly and disabled; and assist populations in nonurbanized areas to gaining access to health care, education, employment, public services, shopping, and recreation through the maintenance, development, improvement, and use of safe public transportation systems in rural and small urban areas, as well as ensuring the safety of the state's rail-fixed guideway systems.

ODOT works closely with approximately 20 rural transit agencies and 129 nonprofit entities throughout 75 of the state's 77 counties. The program goals are to encourage and facilitate the most efficient use of federal funds to provide safe public transportation through the coordination of transit agencies and services; to assist in the development and support of intercity bus transportation; and to encourage the participation of private transportation providers in nonurbanized transportation areas to the maximum extent feasible.



# Program Details

---

## **Waterways | \$134,012**

The Waterways Department promotes the use of barge transportation traffic on the McClellan-Kerr Arkansas River Navigation System (MKARNS), recently designated as Marine Highway 40. The focus of the waterways program is to educate the public on the benefits of the MKARNS and to work with elected officials, port operators, and shippers to promote and market waterway transportation usage and facilities. There are five publicly developed ports on the MKARNS, two of which are in Oklahoma – the Port of Catoosa (northeast of Tulsa) and the Port of Muskogee, along with other private operations, such as Port 33, that is east of Tulsa. The MKARNS has a 12-state service area shipping fertilizer, steel, minerals, and grains and is an important component of Oklahoma’s network for transporting goods.

## **Highway Operations | \$301,503,218**

Highway operations include the core functions that provide construction and maintenance activities for the highway infrastructure through the central office and eight field districts. These activities include bid letting and construction contract administration, materials testing and certification, construction standards and specifications development and implementation, and highway and bridge infrastructure maintenance.



# Program Details

---

## Rail | \$13,302,618

The Rail Department has developed partnerships with private sector interests on Class I and Class III railroads to continue rail service for many Oklahoma communities and businesses. ODOT also assists with coordinating with railroads impacted by ODOT highway projects.

ODOT is responsible for improving safety at Oklahoma's rail crossings. The department administers the Federal Highway Administration's grade crossing safety program to make safety improvements to Oklahoma's public at-grade railway/road intersections.

The department coordinates and administers the Heartland Flyer, an AMTRAK passenger rail service between Oklahoma City and Ft. Worth, Texas. The Texas Department of Transportation has helped support the service financially since 2006. The department is exploring opportunities to increase the trip frequency and add a stop in Thackerville, Oklahoma, and extend service north to connect with the Southwest Chief in Newton, Kansas, which would increase ridership significantly.



# Program Details

---

## Highway Design and Construction | \$2,017,997,808

ODOT oversees design, construction, and special maintenance projects totaling approximately \$1 billion on an ongoing basis. Construction activities from the Eight-Year Construction Work Plan and Asset Preservation Plan are administered through 25 construction residencies, while maintenance activities are administered throughout all 77 counties. The field district headquarters coordinates these activities at the local level and provides support through equipment maintenance, communications, and special traffic and maintenance units. The Legislature authorizes ODOT's budgetary expenditures from historically available transportation funding sources. These sources are primarily comprised of federal and revolving funds, including federal and state motor fuel taxes directed to the Highway Trust Fund and the State Transportation Fund, respectively, along with the Rebuilding Oklahoma Access and Driver Safety Fund (ROADS Fund) as initiated by HB 1078 in 2005.

The transportation network in Oklahoma falls into two categories – On System and Off System. On System represents the responsibility of the department – interstate, U.S. numbered routes, and state routes. ODOT is responsible for 30,445 lane miles of highway pavements and approximately 6,800 bridges across the state. ODOT also assists with planning, coordination, and other support for the non-jurisdictional Off System – city streets and county roads.

ODOT monitors, measures, and reports the pavement surface conditions of the highway system annually. The federal system of performance measures of pavement conditions was established by the Federal Highway Administration (FHWA) in 2017 for initial reporting beginning in 2018. Prior to this rule, there was no standard process for evaluating the condition of pavements across different states. This performance measure for pavement surface conditions has three ratings – good, fair, and poor. The measure is composed of a smoothness measure, the International Roughness Index (IRI), and accounts for cracking, rutting and faulting, which are indicators of structural health of the pavement. Prior to 2018, only IRI was available for peer comparison of pavement condition, which is an incomplete and inadequate measure.



# Program Details

---

## Highway Design and Construction | \$2,017,997,808 (continued)

The bridge condition performance measures established by FHWA for state departments of transportation requires that bridges on the National Highway System (NHS) be rated according to the National Bridge Inventory condition ratings for deck, superstructure, substructure, and culverts. Based on the lowest rating of these items, a bridge receives a rating of good, fair, or poor. If the lowest rating is greater than or equal to seven, the bridge is classified as good; if it is less than or equal to four, the bridge is classified as poor. Bridges rated below seven but above four are classified as fair. Poor bridges are considered structurally deficient.

For the 2022 reporting period, the percent of Oklahoma's highway miles in good condition is 39.6%. The department's performance measure focuses on increasing the number of lane miles in good condition, as asset preservation is the most cost-effective means of preserving pavements and bridges to maximize their service life.

If pavements and bridge structures are neglected, deterioration will increase at a rapid rate, while the expense to rehabilitate these structures also increases exponentially with time. However, if assets are preserved proactively in a timely manner, the life of the pavement or bridge structure is extended before it deteriorates to the point of needing costly rehabilitation or reconstruction. ODOT's asset preservation effort is provided, in part, by the department's Special Maintenance Program and a portion of the Federal Aid Construction Program.

To improve safety of the travelling public, ODOT focuses on reducing the miles of two-lane highways with deficient shoulders. Deficient shoulders are defined as any roadway that has less than four foot of pavement outside of the edge-line traffic stripe.



# Program Details

---

## County | \$145,182,904

ODOT administers the federal aid funding for County Roads and Bridges as well as the state funding, County Improvement for Roads and Bridges (CIRB fund), program for reconstruction of county roads and bridges. The CIRB fund, as administered by the department, was incrementally increased over time to 20% of the motor vehicle registration fees and is capped at \$120 million. The second session of the 57th Legislature passed SB 1888 to provide \$42 million from the CIRB fund directly to all 77 counties to assist in maintenance and operations, offsetting any negative impacts of COVID-19 during FY 2021. ODOT also assists the counties by administering a purchase and lease back program of machinery and equipment utilized for county road maintenance.



## AGENCY ACCOMPLISHMENTS

- Achieved a Top Six national ranking in highway system bridges by reducing structurally deficient bridges to less than 50, representing 0.73% of the highway system bridges.
- Received a Mega Grant of \$85 million for the I-44 and US 75 Interchange project in Tulsa, making it the largest grant awarded for national infrastructure assistance.
- Completed the 2nd TIFIA (Transportation Infrastructure Finance and Innovation Act) Loan for rural two-lane highway safety improvements.
- Took steps to implement electric vehicle infrastructure on the state's interstate system.
- Implemented an internal dashboard to track real-time updates for multiple programs, including the 8-Year Construction Work Program and Asset Preservation Program.
- Fair Miles Oklahoma tested a pilot program that examined charging users based on the number of miles driven rather than a volumetric motor fuel tax, which could provide more funding for transportation. The final report was submitted to the Legislature at the end of 2023.

## AGENCY GOALS

- Decrease traffic fatalities by 5%.
- Increase the total highway lane miles in good condition by 10%.
- Address technology system deficits to improve organization and operation performance.
- Implement an ITS System and Road Weather Information System to enhance safety and improve travel experiences by providing real-time weather and road condition reports.
- Collaborate with Rolling Oklahoma Classroom to educate citizens on public transit and human trafficking.
- Planning for avoided costs by combining outdated facilities across the state.







**OKLAHOMA**  
Water Resources Board

## Julie Cunningham Executive Director



Founded in **1957**, the **Oklahoma Water Resources Board (OWRB)** is responsible for managing, monitoring, planning, and financing the state's water resource development and infrastructure investment.

With direction from the Legislature and Governor, the agency administers water resources policy, develops and implements Oklahoma's Comprehensive Water Plan, and delivers robust technical information that informs the public and resource planners in the following sectors: agriculture, energy, public water supply, commerce, tourism, and recreation.

The agency encompasses the following programs:

- **Water Rights Administration:** permitting, hydrologic investigations, water well drillers and pump installer licensing.
- **Financial Assistance:** water and wastewater infrastructure financing and technical assistance.
- **Engineering and Planning:** comprehensive water plan, flood plan, dam safety and Floodplain Management/National Flood Insurance Plan (NFIP).
- **Water Quality Programs:** Monitoring, lake restoration and water quality standards.

# Agency Vision, Mission and Core Values

## **Vision:**

Advance Oklahoma's water resource development for a secure water future, resilient economy, and clean, healthy environment for all Oklahomans.

## **Mission:**

Manage, protect and improve Oklahoma's water resources to meet long-term water supply, water quality, flood protection, and infrastructure needs.

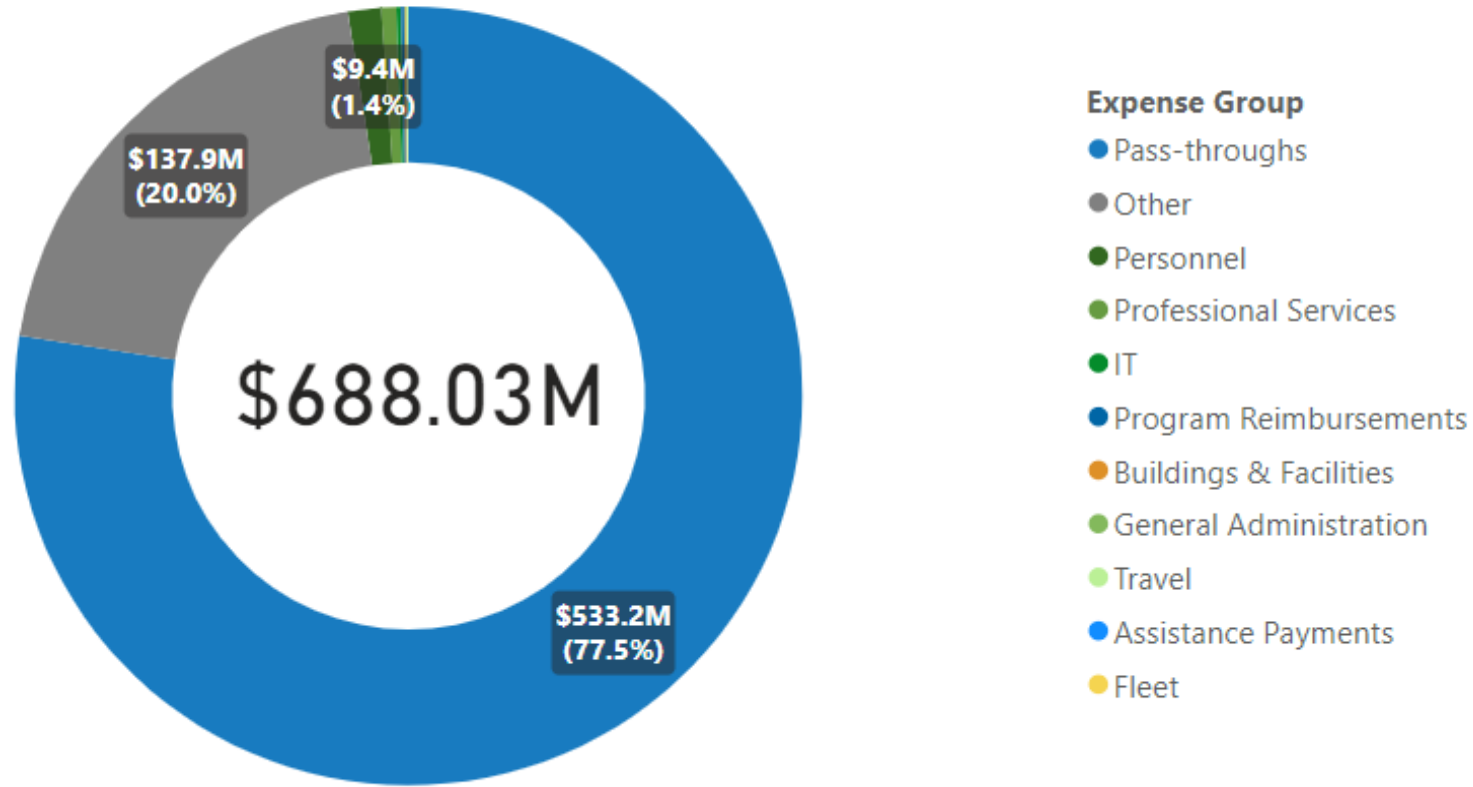
## **Core Values:**

- Deliver exceptional products, services, and solutions.
- Empower stakeholders.
- Commit to excellence, integrity, and initiative.
- Invest in our people and culture.



# Water Resources Board FY 2023 Expenditures

Expense Group	Sum of Amount
Pass-throughs	\$533,169,209
Other	\$137,867,948
Personnel	\$9,408,428
Professional Services	\$4,227,846
IT	\$1,307,046
Program Reimbursements	\$731,710
Buildings & Facilities	\$544,060
General Administration	\$385,747
Travel	\$296,313
Assistance Payments	\$63,863
Fleet	\$28,918
<b>Total</b>	<b>\$688,031,088</b>

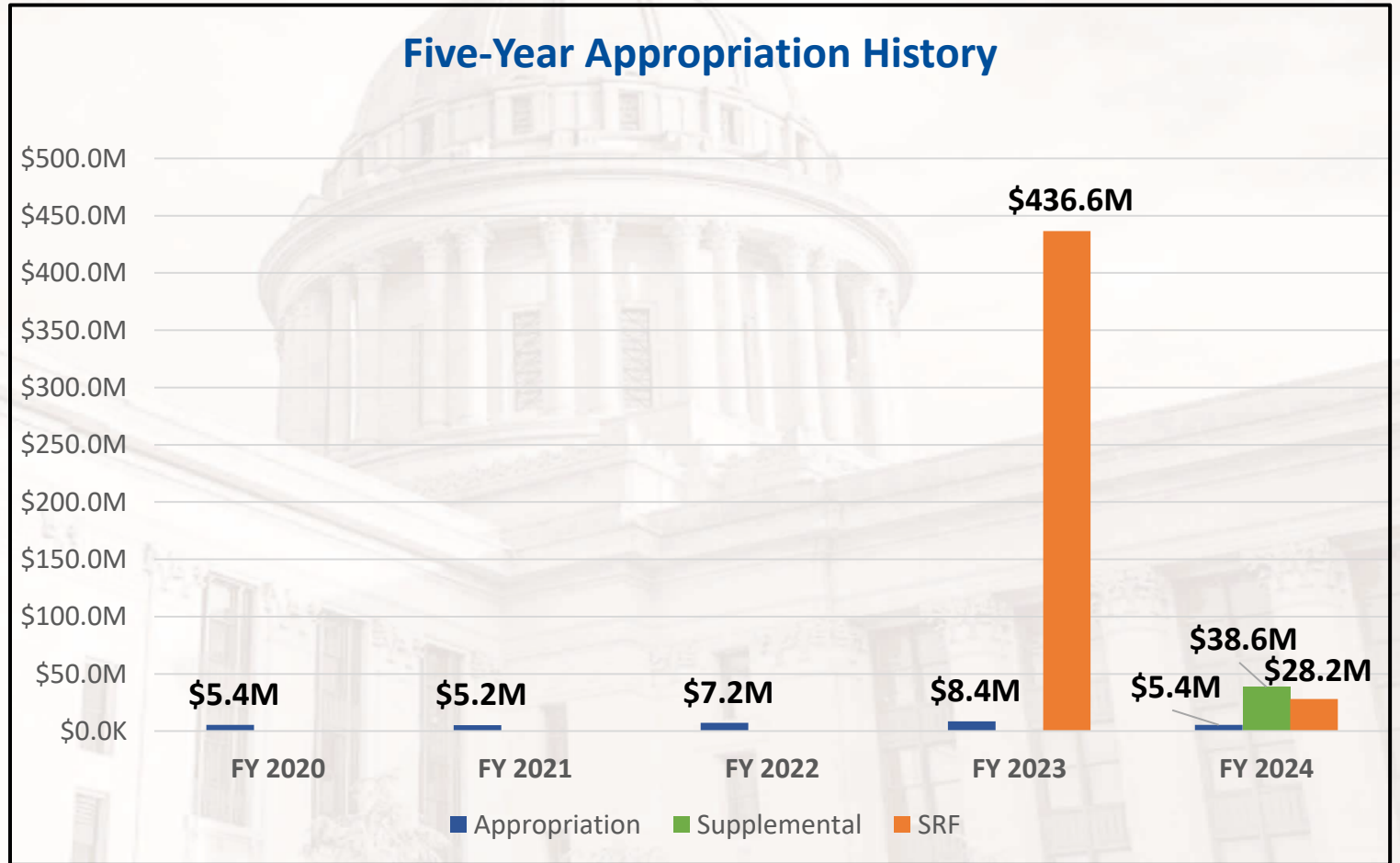


*Note: Data obtained on 01.03.2024. The Oklahoma Water Resource Board's FY 2023 expenditure is \$688.03 million. Of those monies, \$16.91 million is for operation expenses and \$671.12 million is for loans, grants, and bonds to governmental entities.*

Operating	Grants & Pass-Throughs
Personnel	Medicaid
Professional Services	Assistance Payments
General Administration	Pass-throughs
IT	Program Reimbursements
Travel	
Capital	Other
Buildings & Facilities	Other
Highways & Bridges	Statewide Medical Claims
Debt Service	
Fleet	

# Appropriation History

Fiscal Year	Legislated Appropriation (\$) <i>(Includes supplementals and SRF/ARPA.)</i>
FY 2020	\$5,422,211
FY 2021	\$5,205,323
FY 2022	\$7,205,323
FY 2023	\$445,052,598
FY 2024	\$72,248,757



# Programs and FY 2024 Budget Summary

Program Name	Brief Description of Program	FY 2024 Budget	# Served by Program
Water Rights Administration	Administers a system of water appropriation permitting, use accounting, legal availability determination, inspection, interference investigation, mediation, and cancellation assessment.	\$1,183,478	3.9+ million Oklahomans.
Water Planning	Works with stakeholders and experts to develop the long-term statewide Comprehensive Water Plan, conduct decennial updates, and provide local planning assistance.	\$1,931,037	3.9+ million Oklahomans.
Technical Studies	Conducts in-depth hydrologic investigations and forecasting modeling of water quantity availability of surface and groundwater.	\$1,955,307	3.9+ million Oklahomans.
Dam Safety	Conducts permitting, inspection, breach analysis, emergency action planning/response, and owner assistance to ensure the safety of more than 4,700 dams.	\$2,365,824	3.9+ million Oklahomans.
Floodplain Management	Facilitates compliance with FEMA National Flood Insurance Plan, which offers low-cost flood insurance for participants, and permits construction activities on state property.	\$2,482,739	3.9+ million Oklahomans.
Well Driller & Pump Installer Licensing	Ensures the integrity of water well construction and prevents potential pollution of state groundwaters.	\$351,636	3.9+ million Oklahomans.
Cooperative Technical Water Projects	Works with cooperators via contract or grant to perform water projects.	\$444,925	3.9+ million Oklahomans.



Note: Budget amounts include revisions as of 01.19.2024.

# Programs and FY 2024 Budget Summary

Program Name	Brief Description of Program	FY 2024 Budget	# Served by Program
Water Monitoring, Assessment , and Technical Studies	Collects data on state's groundwater, rivers, and lakes to assess and provide information regarding the health of the state's water resources.	\$3,677,024	3.9+ million Oklahomans.
Water & Wastewater Infrastructure Financing	Provides below-market interest rate loans and grants for drinking water, wastewater systems, and nonpoint source pollution abatement construction. Also includes bond, loan, and grant funds to facilitate financing for community water and wastewater infrastructure.	\$958,542,556	3.9+ million Oklahomans.
Administrative Services	This program supports the agency's mission through its services.	\$2,966,814	100 OWRB staff members.
Information Technology	Provide IT services necessary for the operation of the agency.	\$1,992,775	100 OWRB staff members.



*Note: Budget amounts include revisions as of 01.19.2024.*

# Program Details

---

## Oklahoma Water Resource Board | FY 2024 Budget | \$977,894,115

### **Water Rights Administration | \$1,183,478**

Appropriates stream water and groundwater. Permits must be obtained from the OWRB for all uses of water in Oklahoma except for domestic use. Permitted beneficial uses of water include public water supply, irrigation, agriculture, industrial, and oil and gas mining. Water is allocated in acre-feet: the amount that would cover one acre of land with water one foot deep, or 325,851 gallons.

### **Hydrologic Investigations/Technical Studies | \$3,677,024**

Conducts hydrologic investigations to determine the amount of fresh groundwater available for appropriation. Staff hydrogeologists, modelers, and federal agencies assist in characterizing hydrologic properties of aquifers such as recharge, effects of pumping, and water demand.

### **Dam Safety | \$2,365,824**

Ensures the safety of more than 4,700 dams across the state. OWRB staff maintains Oklahoma's portion of the National Inventory of Dams, oversees approval for construction or modification of structures, coordinates breach inundation mapping, inspects low hazard-potential dams, and provides public outreach and training. OWRB dam safety program also manages FEMA's High Hazard Potential Dam (HHPD) grant that provides technical, planning, design, and construction assistance for rehabilitation of eligible high hazard-potential dams.



# Program Details

---

## **Floodplain Management | \$2,482,739**

OWRB acts as the State Floodplain Board and the National Flood Insurance Program coordinating agency as directed by the Oklahoma Floodplain Management Act. The agency assists communities in reducing costly flooding risks to life and property by updating flood maps through Federal Emergency Management Agency programs and provides opportunities for training and accreditation of local floodplain administrators.

## **Well Driller and Pump Installer Licensing | \$351,636**

Administers the licensing and continuing education of water well drillers and pump installers (water supply, geothermal, observation, and monitoring wells) to ensure the integrity of water well construction and prevention of potential groundwater pollution. OWRB also assists drillers with required well log reporting. More than 190,000 well logs are available to the public on OWRB's website.

## **Cooperative Technical Water Projects | \$444,925**

Conducts water quantity and quality technical projects working jointly with various cooperators including the Grand River Dam Authority, cities of Norman and Coweta, Central Oklahoma Master Conservancy District, Oklahoma Department of Environmental Quality, Oklahoma Department of Agriculture Food and Forestry, United States Geological Survey and the Environmental Protection Agency, to name a few. This program monitors ground, lake and stream water quality and quantity. This program includes such activities as bathymetric mapping, dissolved oxygen studies, wetlands assessment and mapping, providing data for lake managers, and collecting various ground water related data for local, state and federal data users.





# Program Details

---

## **Water Monitoring, Assessment, and Technical Studies | \$3,677,024**

OWRB serves as the lead agency for administering a statewide program for assessing, monitoring, studying, and restoring Oklahoma lakes and submits a biennial report to the Oklahoma Legislature discussing the status of water quality monitoring in Oklahoma. Monitoring is currently conducted on 40 Oklahoma lakes, 84 stream sites, and more than 1,000 groundwater wells across the state. The OWRB maintains a large and robust database and is currently working on a data portal so the stakeholders and the public can access information more easily and effectively. Data is used to meet compliance with four federal interstate stream compact agreements and to guide the management of local and regional public water suppliers, including flood and drought planning, early warnings, and emergency operations.

## **Water Planning | \$1,931,037**

Forecasts long-term water needs through decennial updates to the Oklahoma Comprehensive Water Plan (OCWP). The OCWP provides local planners and lawmakers with data to help ensure safe and reliable water for all Oklahomans. This program works to identify the most pressing needs, provide supply and demand projections and associated tools, conduct studies, and facilitate workshops to find innovative solutions to Oklahoma's water challenges for the next 50 years.

OWRB has begun scoping the work required to complete the next update of the OCWP. Due to the prevailing trend toward more frequent weather extremes, in addition to water resiliency planning for times of extended drought, more emphasis will be placed on the flood control infrastructure status and needs of the state. In 2019, following historic flooding that endangered life, destroyed property, and tested some of the state's largest flood control infrastructure, OWRB joined several local, state, and federal officials for a legislative interim study to assess proactive solutions for improving long-term flood hazard mitigation. Resulting proposed legislation would establish a new statewide flood plan and financing options to support local and regional comprehensive planning and infrastructure investments.



# Program Details

---

## **Water & Wastewater Infrastructure Financing (Operating) | \$5,752,573**

The Clean Water State Revolving Fund Loan Program is a funding opportunity for qualifying entities to receive below-market interest rate loans on eligible projects including: the rehab or construction of wastewater treatment and collection systems; wastewater system improvements; water reuse and conservation; dam rehabilitation; land acquisitions necessary for treatment; green infrastructure; or wastewater system improvements in order to come into compliance with the federal Clean Water Act. This program establishes a revolving loan fund to address the continuance of lendable monies remaining available in the future and can share below-market interest rate funding with borrowers based on OWRB's AAA credit rating.

The Drinking Water State Revolving Fund Loan Program allows OWRB, in conjunction with the Oklahoma Department of Environmental Quality (ODEQ), to provide a funding opportunity for qualifying entities to receive below-market interest rate loans on eligible projects for drinking water treatment, transmission or storage projects under the Safe Drinking Water Act, or the refinance of existing debt for these purposes. OWRB's below-market interest rate funding is based on its AAA credit rating for this program while ODEQ addresses the engineering and technical services. This program establishes a revolving loan fund to address the continuance of lendable monies remaining available in the future.

The Financial Assistance Loan Program provides loan funding for eligible projects related to water and wastewater system needs or for the refinance of existing debt obligations incurred by qualifying entities for these purposes. Borrowers receive low-interest rates on monies borrowed based on OWRB's AAA credit rating. This program has no federal requirements and provides the ability to fund water and wastewater projects in one loan transaction for borrowing convenience.



# Program Details

---

## **Water & Wastewater Infrastructure Financing (Operating) Continued | \$5,752,573**

The Emergency Grants Program is a point-based program designed to assist communities facing crises which threaten life, health, or property. These grants are available to counties, towns and municipalities, public works authorities, school districts, and rural water/sewer districts.

The REAP Grant Program is a point-based program designed to assist smaller communities that lack sufficient fiscal capacity. This program is available to cities and towns. Municipalities with a population less than 1,750 are given priority. Rural water and/or sewer districts with less than 525 non-pasture customers are also given priority.

## **Water & Wastewater Infrastructure Financing (Bond, Loans, and Grant Transactional Funds) | \$952,789,983**

This program uses bond, loan, and grant funds to facilitate financing for community water and wastewater infrastructure (includes \$503,500,000 in disbursement account funds). Funds are budgeted for the various transactions which enable bond proceed transfers, loans, and grant disbursements. Funds are managed by the Water & Wastewater Infrastructure Financing Program.



# American Rescue Plan Act (ARPA) Funding Details

---

The OWRB was authorized by the state Legislature, through SB 429, SB 13 and SB 4, to use the American Rescue Plan (ARPA) Grant Program for the state's allocation of the U.S. Department of Treasury's Coronavirus State and Local Fiscal Recovery Funds (SLFRF) for water and sewer projects for over \$436 million. Below are the details of the FY 2024 budgeted ARPA funding for each applicable program.

## **Dam Safety | \$335,315**

Currently budgeted administration fees.

## **Water & Wastewater Infrastructure Financing (Operating) | \$1,160,644**

Currently budgeted administration fees.

## **Water & Wastewater Infrastructure Financing (Bond, Loans, and Grant Transactional Funds) | \$29,621,097**

\$100 million is available to eligible entities on a point-based system for water, sewer and dam rehabilitation projects. An additional \$10 million is available to eligible entities that own dams with a latest condition assessment of poor or unsatisfactory. The remainder of the funds authorized were designated by the legislative committees overseeing the distribution of the state's ARPA funds.



## AGENCY ACCOMPLISHMENTS

- Approved a record \$738 million in 102 loans and grants for low-cost water infrastructure financing while maintaining a AAA rating.
- Published major water yield reports on Ogallala (Roger Mills County), Cimarron River A&T aquifers, that serve as basis for future commercial groundwater withdrawals.
- Modernized permitting process and online Water Data by streamlining processes; promulgated water well intent to drill system; continued building monitoring network to provide publicly accessible, near real-time water data and information to public and local planners.
- Excelled in floodplain management metrics among FEMA Region-6 states (community engagement, tech support, construction standards, and training).

## AGENCY GOALS

- Launching multi-year IT plan to modernize water rights, well drillers, and dam safety databases, online permit applications, water use reporting, well drillers reporting; modernizing the OWRB website and analysis.
- Provide a secure site for grant and loan recipients with real time information, forms, document exchange, with goals of eliminating the risk of email phishing attacks, reducing the volume of documentation requests, and creating efficiencies and workflows through online application process.
- Help develop Oklahoma's first statewide flood plan that will identify mitigation projects and information gaps, raise awareness, and set state direction to reduce flood risk; new website that identifies risk and flood infrastructure needs; work to develop drought and flood mitigation recommendations as part of the new Flood and Drought Task Force.





- Department of Agriculture.
- Department of Career and Technology Education.
- Department of Commerce.
- Historical Society.
- Oklahoma Human Services.
- J.M. Davis Arms and Historical Museum.
- Department of Libraries.
- Oklahoma Lieutenant Governor.
- Oklahoma Military Department.
- Oklahoma Center for the Advancement of Science and Technology.
- Space Industry Development Authority.
- Department of Rehabilitation Services.
- Oklahoma Tourism and Recreation Department.

**Expanding Economic  
Prosperity**





**OKLAHOMA**  
Dept. of Agriculture,  
Food and Forestry

## Blayne Arthur Secretary of Agriculture



The **Oklahoma Department of Agriculture, Food, and Forestry (ODAFF)** serves as the primary regulatory agency for Oklahoma's agriculture industry. ODAFF administers a broad array of programs to promote Oklahoma agriculture and protect Oklahomans and our natural resources.

This includes managing the herd health of the state's livestock; licensing businesses and individuals that provide services to farmers and ranchers such as pesticide application; inspecting food products such as meat, poultry, and dairy products to maintain safety standards; fighting wildland fire; licensing confined animal feeding operations to ensure stewardship of natural resources; providing investigative services for livestock and agriculture equipment theft and arson; and promoting Oklahoma agriculture businesses and products domestically and internationally.

Created in **1907** by the Oklahoma Constitution, this agency now encompasses the following divisions: Administrative Services, Agriculture Environmental Management Services, Animal Industry Services, Consumer Protection Services, Food Safety, Forestry Services, Office of General Counsel, Laboratory Services, Market Development, and Wildlife Services.

# Agency Vision, Mission and Core Values

## **Vision:**

Foster healthy and thriving communities by promoting growth and sustainability in food, fuel and fiber production.

## **Mission:**

Allow agriculture to thrive now and into the future by creating an environment favorable to Oklahoma producers while ensuring mandatory regulatory compliance and encouraging the use of voluntary best management practices.

## **Core Values:**

Service, accountability, collaboration, promotion and protection.

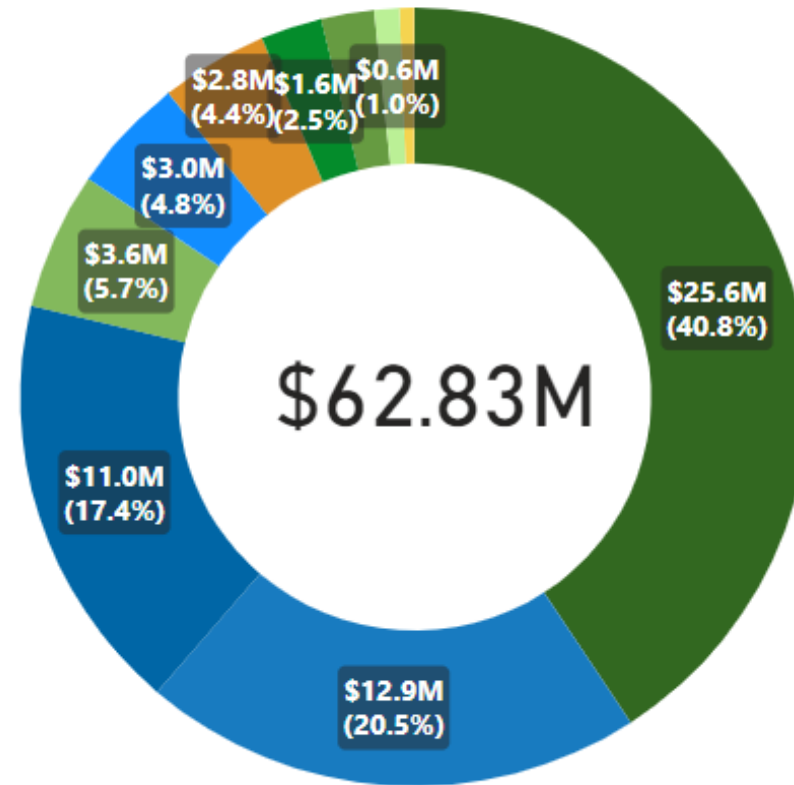




# Department of Agriculture

## FY 2023 Expenditures

Expense Group	Sum of Amount
Travel	\$640,100
Program Reimbursements	\$10,953,150
Professional Services	\$1,378,558
Personnel	\$25,621,718
Pass-throughs	\$12,908,418
Other	\$11,307
IT	\$1,575,228
General Administration	\$3,593,719
Fleet	\$374,269
Debt Service	\$60
Buildings & Facilities	\$2,770,274
Assistance Payments	\$3,000,000
<b>Total</b>	<b>\$62,826,802</b>



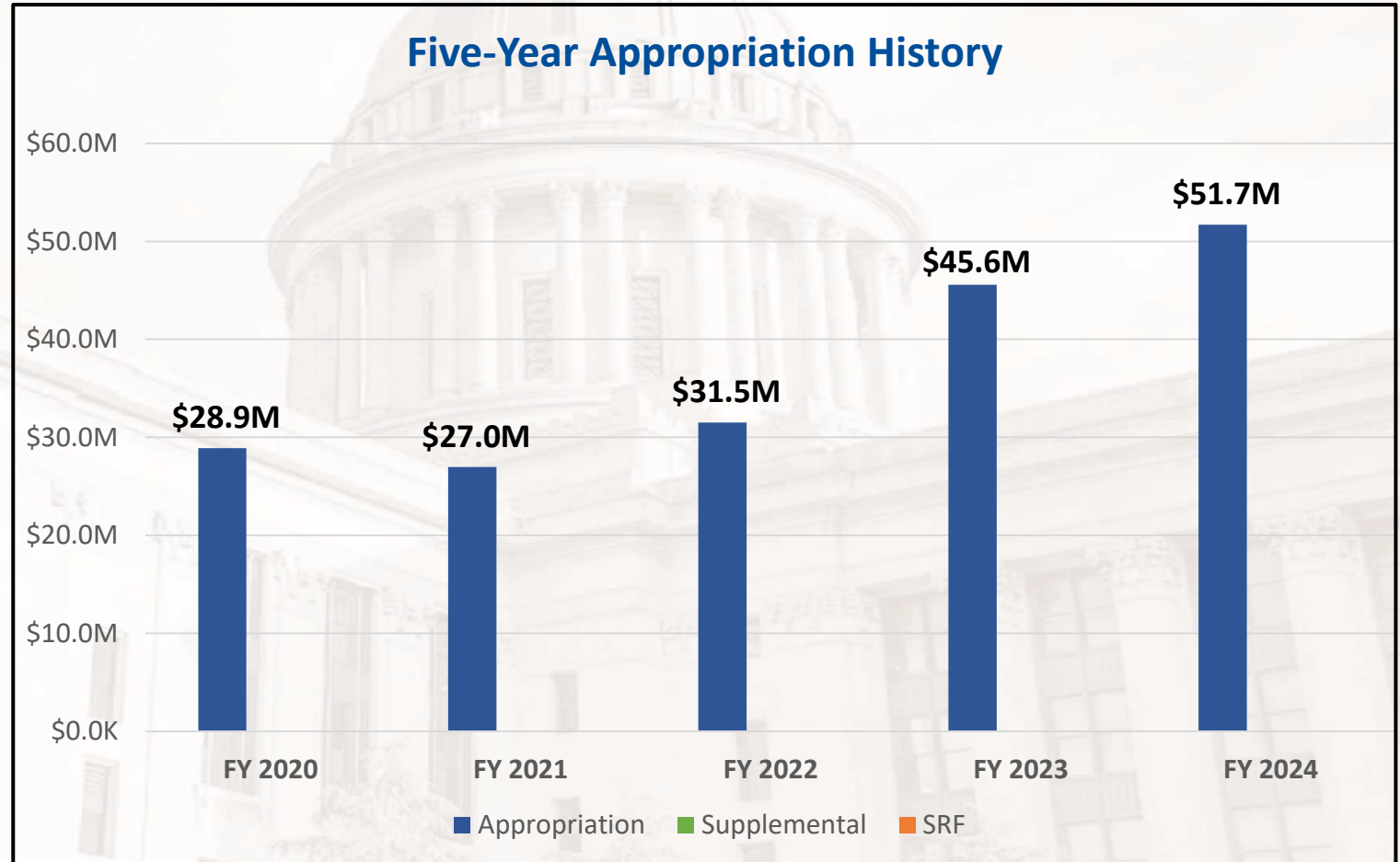
- Expense Group**
- Personnel
  - Pass-throughs
  - Program Reimbursements
  - General Administration
  - Assistance Payments
  - Buildings & Facilities
  - IT
  - Professional Services
  - Travel
  - Fleet
  - Other
  - Debt Service

Operating	Grants & Pass-Throughs
Personnel	Medicaid
Professional Services	Assistance Payments
General Administration	Pass-throughs
IT	Program Reimbursements
Travel	
Capital	Other
Buildings & Facilities	Other
Highways & Bridges	Statewide Medical Claims
Debt Service	
Fleet	

Note: Data obtained on 1.03.24.

# Appropriation History

Fiscal Year	Legislated Appropriation (\$) <i>(Includes supplementals and SRF/ARPA.)</i>
FY 2020	\$28,905,612
FY 2021	\$26,989,607
FY 2022	\$31,527,896
FY 2023	\$45,560,748
FY 2024	\$51,714,202



# Program and FY 2024 Budget Summary

Program Name	Brief Description of Program	FY 2024 Budget	# Served by Program
Administration	Finance, human resources, general services, and investigative services.	\$14,886,726	3.9 million Oklahomans.
Office of General Counsel	Agency legal services.	\$880,232	3.9 million Oklahomans.
Agricultural Environmental Management Services	Protection of land and water resources from animal wastes.	\$2,112,630	3.9 million Oklahomans.
Agricultural Statistics	Statistical reporting and support of technical assistance.	\$66,925	All those that request information.
Forestry Services	Conservation, management and protection of natural resources.	\$35,137,600	750,000 people.
Animal Industry	Protects herd and flock health.	\$3,023,810	3.9 million Oklahomans.
Market Development	Promotes agricultural economy.	\$6,688,796	3.9 million Oklahomans.
Consumer Protection Services	Ensures and enforces quality standards for agriculture (ag) products.	\$6,464,612	3.9 million Oklahomans.
Wildlife Services	Manages and reduces damage to agriculture and property by minimizing animal damages.	\$2,695,217	1.5 million farmers.
Food Safety	Inspects and regulates meat, egg, dairy, and produce products.	\$5,970,415	3.9 million Oklahomans.
Agriculture Laboratory	Testing of samples to assure quality and content.	\$4,538,843	3.9 million Oklahomans.
IT Services	Provides information technology for agency.	\$779,489	ODAFF staff.



*Note: Budget amounts include revisions as of 12.01.23.*

# Program Details

---

## Department of Agriculture | FY 2024 Budget | \$83,245,295

### Administration | \$14,886,726 and Office of General Counsel | \$880,232

Administration and the Office of General Counsel includes human resources, accounting, budgeting and finance, general administration, capital assets management, investigative services, and legal services. The budget for Administration includes \$2.1 million in legislative-directed spending for grants to incorporated municipalities affected by the extreme weather events.

### Agricultural Environmental Management Services (AEMS) | \$2,112,630

Dedicated to working with producers and concerned citizens to protect the state's soils, air, and waters. AEMS was created by the Oklahoma Legislature in 1997 to help develop, coordinate, and oversee environmental policies and programs primarily related to poultry, cattle, and swine. Its primary responsibilities are to implement the Oklahoma Agriculture Pollutant Discharge Elimination System Act, the Oklahoma Concentrated Animal Feeding Operations Act, the Swine Feeding Operations Act, the Oklahoma Registered Poultry Feeding Operations Act, and the Oklahoma Poultry Waste Applicators Certification Act. These programs include the licensing, registration, and inspection of poultry, beef, and swine growing and feeding facilities. Additionally, AEMS is responsible for licensing agricultural compost facilities.

### Agricultural Statistics | \$66,925

Works in cooperation with the USDA National Agricultural Statistics Service. Information on Oklahoma crops, demographics, economics, environment, livestock and animals, charts and maps, research and science, education and outreach can be found on the ODAFF website.



# Program Details

---

## **Forestry Services | \$35,137,600**

Provides citizens and landowners of Oklahoma with forest and natural resource management services, wildland fire protection, community and urban forest management assistance, forest water quality monitoring and compliance, environmental education, and rural community fire defense planning and assistance. The budget for Forestry Services includes:

- \$8.4 million in operational fire grants.
- \$2 million in rural fire 80/20 grants.
- \$100,000 to rural fire coordinators for a wet hydrant program.
- \$2 million wildland fire response resources.
- \$6.95 million for a new program for rural fire departments to replace truck chassis in directed legislative spending.

## **Animal Industry | \$3,023,810**

Protects herds and flocks of Oklahoma by inspecting the 60 livestock auctions in the state to ensure they are keeping records and identifying livestock, enabling the agency to trace animals back to the source when diseases are identified. Additional responsibilities include licensing feral swine facilities, farmed Cervidae facilities, aquaculture facilities, and livestock markets, as well as working with practicing veterinarians and agricultural industry partners to keep all stakeholders aware of disease threats and outbreaks. Through this division, the OD AFF works with other state agencies to be prepared to shelter pets and companion animals in disaster situations and manages a large cattle identification database to assist with the ability to trace livestock in case of disease.

## **Market Development | \$6,688,796**

OD AFF's Market Development division is tasked with helping the state's agricultural economy broaden its outlets for agricultural commodities and assisting producers, processors, wholesalers and retailers in marketing these products.



# Program Details

---

## **Consumer Protection Services | \$6,464,612**

Consumer Protection Services strives to provide consumers and the Oklahoma agricultural and urban communities with the highest level of service possible, including ensuring and enforcing quality standards for agricultural products, scales, and package weights, while providing information and technical assistance to consumers and businesses.

This division also regulates pesticide use and oversees the protection of Oklahoma's soils, air, and water from pesticide and fertilizer. Division employees provide consumers and their communities with services that ensure and enforce quality standards for agricultural and nonagricultural products. The laws regulated by this division affect the goods and services associated with Oklahoma's grain storage, hemp, scrap metal, apiary, ag-lime, ornamental plant, vegetable plant, feed, seed, fertilizer, weights and measures, and pesticide industries.

## **Food Safety | \$5,970,415**

Food Safety enforces federal and state laws and rules relating to the production of food and food products derived from animals and plants to assure citizens of Oklahoma that the food supply from meat, poultry, eggs, produce, and milk is safe.

## **Agriculture Laboratory | \$4,538,843**

Agriculture Laboratory tests samples submitted to assure the quality of agricultural products sold to protect the environment, to diagnose animal diseases, and to ensure the correctness of all weights and measures.

## **Wildlife Services | \$2,695,217**

The Wildlife Services Program is responsible for managing wildlife and reducing damage to agriculture and property by minimizing threats to public health and safety and helping to protect natural resources including endangered species.



## AGENCY ACCOMPLISHMENTS

- Deployed United States Department of Agriculture's Local Food for Schools resulting in more than \$3 million to assist Oklahoma schools in purchasing Oklahoma- produced food products.
- Increased participation in the Made in Oklahoma program by 37% from 2022 and 117% from 2020.
- Secured \$6.4 million in Resilient Food Systems Infrastructure Program Funding.
- Partnered with the National Weather Service to develop and implement the Fire Warning System which allows for planning and position of resources three to seven days before possible fires.
- Secretary Arthur elected as President of the National Association of State Departments of Agriculture in September.

## AGENCY GOALS

- Improve Foreign Animal Disease Preparedness with increased enrollment of producers in U.S. Swine Health Improvement Plan.
- Deploy Resilient Food Systems Infrastructure funds.
- Streamline licensing and registration processes and provide online options.
- Grow grape and wine industry with new expertise and resources through Viticulture and Enology Fund.
- Highlight Oklahoma agriculture industry and elevate Oklahoma agriculture issues federally and globally by utilizing the Emerging Markets Program, Made in Oklahoma event in Washington D.C, and hosting of the National Association of State Departments of Agriculture's annual meeting.





**OKLAHOMA**  
**CareerTech**

## **Brent Haken** **State Director**



The **Oklahoma Department of Career and Technology Education** serves as the entity that provides leadership and resources to ensure standards of excellence throughout the statewide CareerTech system. The system offers its programs and services throughout 397 Preschool-12 school districts, 29 technology centers, 16 Skills Centers located in correctional facilities, and 32 Adult Basic Education providers with 118 sites.

Each technology center works closely with advisers from local industry to ensure that students learn the skills needed to be valued members of the workforce. The agency partners with many other state and private agencies and organizations to develop services to advance Oklahoma's workforce and economic development.

Founded in **1968**, this agency now encompasses the following programs:

- Educational Attainment.
- Business/Educational Partnerships.
- Career Awareness.
- Agency Operations & Program Support.



# Agency Vision, Mission and Core Values

## **Vision:**

Securing Oklahoma's future by developing a world-class workforce.

## **Mission:**

Prepare Oklahomans to succeed in the workplace, in education and in life.

## **Core Values:**

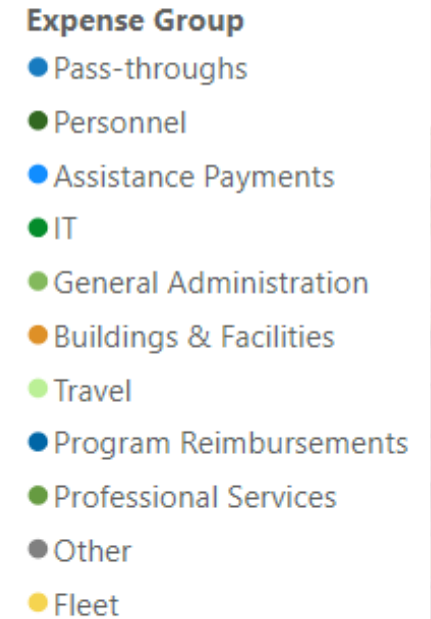
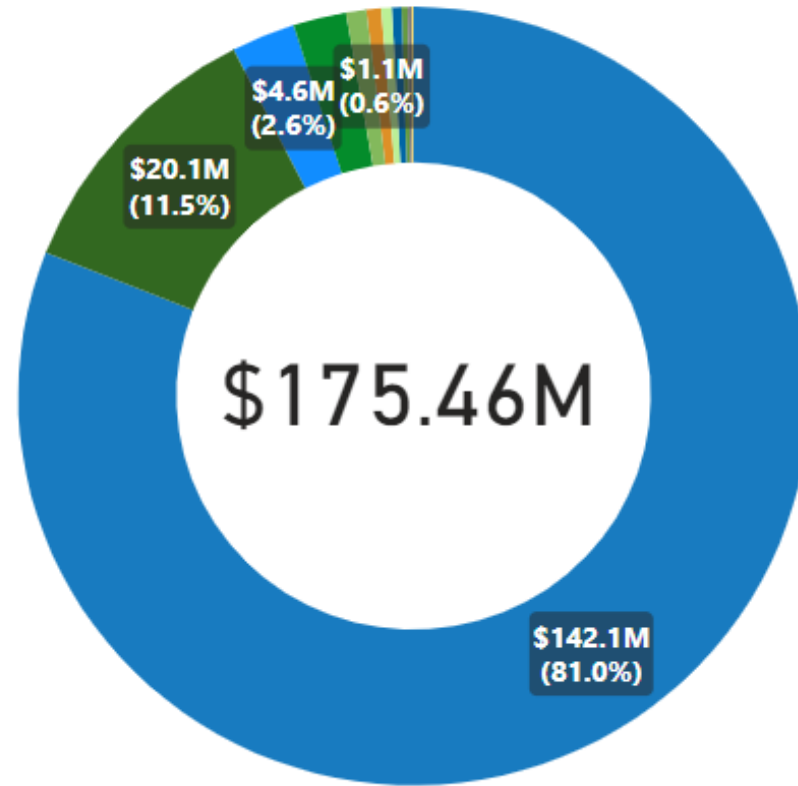
We believe in high-quality educational experiences; data informed decisions; ethical behavior; service to our customers and stakeholders; innovation, flexibility and accountability; commitment to excellence; and equal access for Oklahomans.



# CareerTech

## FY 2023 Expenditures

Expense Group	Sum of Amount
Pass-throughs	\$142,141,785
Personnel	\$20,106,209
Assistance Payments	\$4,610,195
IT	\$3,798,102
General Administration	\$1,439,023
Buildings & Facilities	\$1,068,089
Travel	\$760,718
Program Reimbursements	\$688,517
Professional Services	\$414,580
Other	\$329,700
Fleet	\$100,206
<b>Total</b>	<b>\$175,457,126</b>

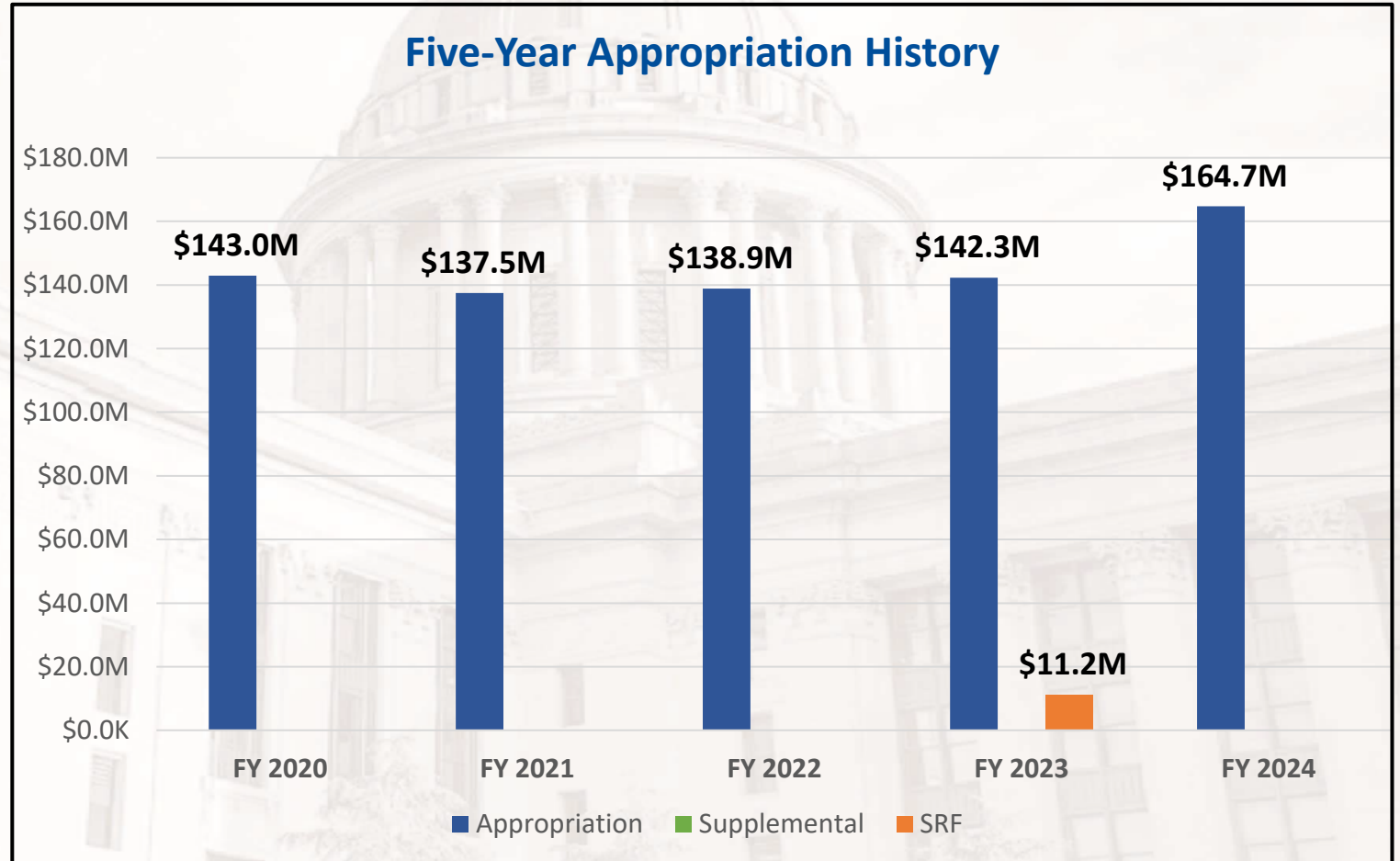


Operating	Grants & Pass-Throughs
Personnel	Medicaid
Professional Services	Assistance Payments
General Administration	Pass-throughs
IT	Program Reimbursements
Travel	
Capital	Other
Buildings & Facilities	Other
Highways & Bridges	Statewide Medical Claims
Debt Service	
Fleet	

Note: Data obtained on 1.03.24.

# Appropriation History

Fiscal Year	Legislated Appropriation (\$) (Includes supplementals and SRF/ARPA.)
FY 2020	\$142,956,809
FY 2021	\$137,471,871
FY 2022	\$138,852,412
FY 2023	\$153,452,412
FY 2024	\$164,737,874



Note: Includes Supplemental and Statewide Recovery Fund (ARPA) appropriations.

# Programs and FY 2024 Budget Summary

Program Name	Brief Description of Program	FY 2024 Budget	# Served by Program
<b>Educational Attainment</b>	Provide Oklahomans with the skills and abilities needed to enter the workforce and postsecondary education.	\$192,018,931	489,635 secondary, postsecondary, Skills Centers, and Adult Education & Family Literacy enrollments; 7,183 unique businesses.
<b>Educational Attainment - ARPA</b>	Provide Oklahomans with the skills and abilities needed to enter the workforce in the fields of Nursing, Broadband, and Truck Driving.	\$13,385,087	As training programs are implemented, data will be gathered.
<b>Business/Educational Partnerships</b>	Collaboration with key business and educational partnerships to expand economic development and improve educational experiences for students including diverse perspectives and backgrounds.	\$609,675	377 educator externships; 3,638 students participated in Virtual Job Shadow; 1,126 OkPTAC clients.
<b>Career Awareness</b>	Ensure that Oklahomans have the knowledge and skills to make informed career choices and are better equipped to enter the workforce.	\$1,467,266	440,273 secondary and postsecondary users of OKCareerGuide; 479 registered businesses in OKCareerGuide.
<b>Agency Operations and Program Support</b>	Ensure agency operations and services effectively and efficiently meet stakeholders' needs, and secure resources to maximize the agency mission.	\$25,621,191	200 agency staff; 2,862 Technology Center, PK-12, and Skills Centers teachers.



*Note: Budget amounts include revisions as of 12.01.23.*

# Program Details

---

## Department of Career and Technology Education | FY 2024 Budget | \$233,102,150

### Educational Attainment | \$192,018,931

CareerTech offers an array of career and technology coursework options. Through their coursework, students acquire the skills and abilities needed to successfully enter the workforce and/or postsecondary education. To accomplish this strategic priority, funding is provided to CareerTech's delivery arms which include:

- 394 Preschool-12 school districts with CareerTech offerings such as Agricultural Education, Family & Consumer Sciences, Business Information Technology Education, Marketing Education, Health, Trade & Industrial Education and STEM.
- 29 technology center districts with 59 campuses that offer secondary and postsecondary programs and customized training and specialized workforce education programs to meet the needs of industry.
- 14 skills center sites that offer specialized occupational training to adult and juvenile offenders within correctional facilities throughout the state.
- 31 Adult Education & Family Literacy providers who provide basic skill instruction for economically disadvantaged adults at 116 sites.



# Program Details

---

## **Business/Educational Partnerships | \$609,675**

Collaboration with key business and educational partnerships to expand economic development and improve educational experiences for students, including diverse perspectives and backgrounds. Includes funding for work-based learning activities, educator externships and the Oklahoma Procurement Technical Assistance Center (OkPTAC) which assists companies in contracting with local, state, federal and tribal governments.

## **Career Awareness | \$1,467,266**

Ensures Oklahomans have the knowledge and skills to make informed career choices and are better equipped to enter the workforce. The support provided by the Counseling and Career Development team and the OKCareerGuide provide the foundation for career awareness and planning.

## **Agency Operations and Program Support | \$25,621,191**

Field support to technology centers, Preschool-12 school districts, Jobs for America's Graduates (JAG) programs and the skills centers school system to ensure our students and stakeholders have adequate resources including curriculum and assessment tools. This program manages accreditation for technology center programs, administers programs utilizing federal and state funds in matters related to vocational and technical education, provides for formulation and adoption of curriculum and assessment tools in alignment with industry needs, develops a plan to provide adequate vocational offerings accessibility so all students have the ability to benefit, participates in the recruitment and training of companies to locate or expand operations in the state, and provides overall leadership to the CareerTech system.



## AGENCY ACCOMPLISHMENTS

- Increased total enrollment by 9.5% over the prior year. CareerTech's total enrollment in FY 2023 rose to 489,635.
- Contracted with Choose Aerospace to provide free aerospace curriculum to Oklahoma CareerTech programs in high schools and technology centers.
- Offered Oklahoma inmates career training opportunities through the Skills Centers programs empowering them to find jobs upon release. Added a new Skills Center site at Northeast Oklahoma Correctional Center in Vinita for inmate training.
- Increased membership in Oklahoma's seven CareerTech student organizations to an all-time high for the second consecutive fiscal year – 98,225 in FY 2023.
- Planned expansion of K-12 CareerTech programs due to full funding of approved programs in FY 2024. In FY 2023, 42.3% of all 9th to 12th grade students participated in a CareerTech program.

## AGENCY GOALS

- Provide Oklahomans with the skills and abilities needed to be successful in the workplace, expanding total CareerTech enrollment by 25% from FY 2021 to FY 2027.
- Collaborate with employers and educational partners to expand economic development opportunities and improve educational experiences for students. Increase partnerships from 250 in FY 2022 to 500 in FY 2027.
- Ensure Oklahomans have the knowledge, skills tools and resources to make informed career choices and be better equipped to enter the workforce. Expand users of career awareness and planning tools by 30%.
- Provide leadership and services to partners while ensuring agency operations and services effectively and efficiently meet internal and external customer needs.





**OKLAHOMA**  
Commerce

## Hopper Smith Interim Executive Director



The **Oklahoma Department of Commerce** serves as the primary economic development entity in the state. The mission is to help create an environment where economic growth can occur. The mission is accomplished by bringing jobs, investment, and economic prosperity to the State of Oklahoma.

Through dynamic partnerships and innovative collaborations with companies, communities, universities, not-for-profit organizations, and government leaders, the agency is building a business environment that supports economic growth and shared community prosperity.

Founded in **1987**, this agency now encompasses the following programs: Business Development, Research and Economic Analysis, Workforce Development, Community Development, Main Street, Marketing and Communication, Financial Services, and Human Resources and Organizational Development.

The Oklahoma Department of Commerce also oversees various community development grants, business incentives, and industry specific target initiatives, such as Aerospace Commerce Economic Services (ACES) and automotive expansion.



# Agency Vision, Mission and Core Values

## **Vision:**

A team of high-performing leaders committed to performing with excellence, achieving desired results, and getting better every day, whether providing service or promoting Oklahoma.

## **Mission:**

Support firms', farms' and local communities' growth, diversification, expansion and ability to compete in export markets to create new and better jobs for Oklahomans throughout the state.

## **Core Values:**

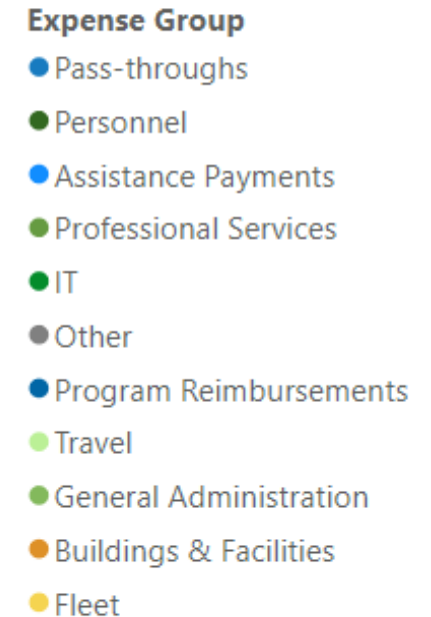
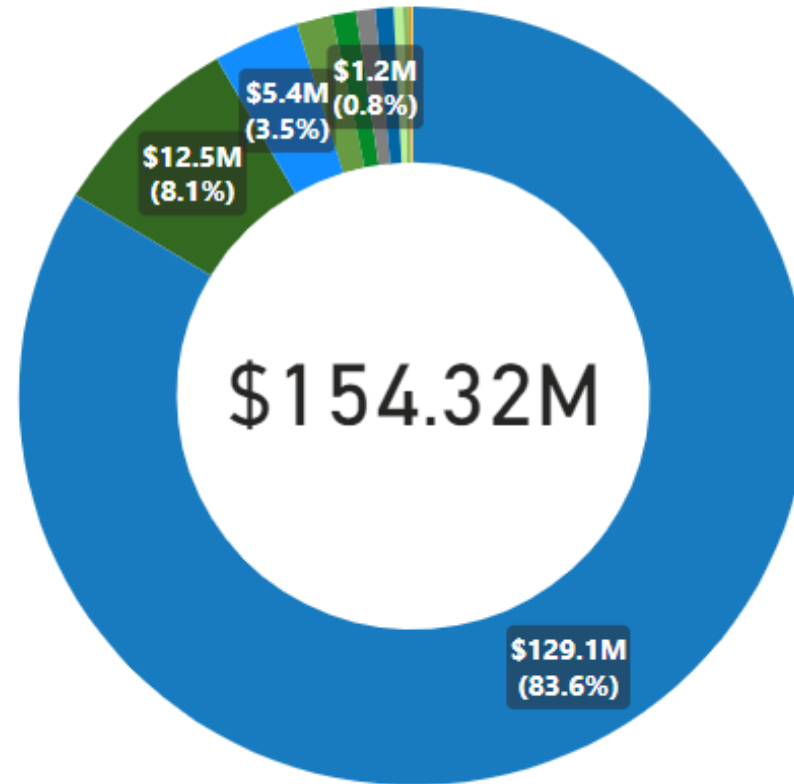
Responsiveness, Honesty, Integrity, Service to Others, Accountability, Quality, Innovation, Teamwork, Personal Development and Leadership.



# Department of Commerce

## FY 2023 Expenditures

Expense Group	Sum of Amount
Pass-throughs	\$129,069,914
Personnel	\$12,455,671
Assistance Payments	\$5,409,354
Professional Services	\$2,295,222
IT	\$1,523,384
Other	\$1,203,000
Program Reimbursements	\$1,131,111
Travel	\$589,498
General Administration	\$354,131
Buildings & Facilities	\$208,892
Fleet	\$81,023
<b>Total</b>	<b>\$154,321,201</b>

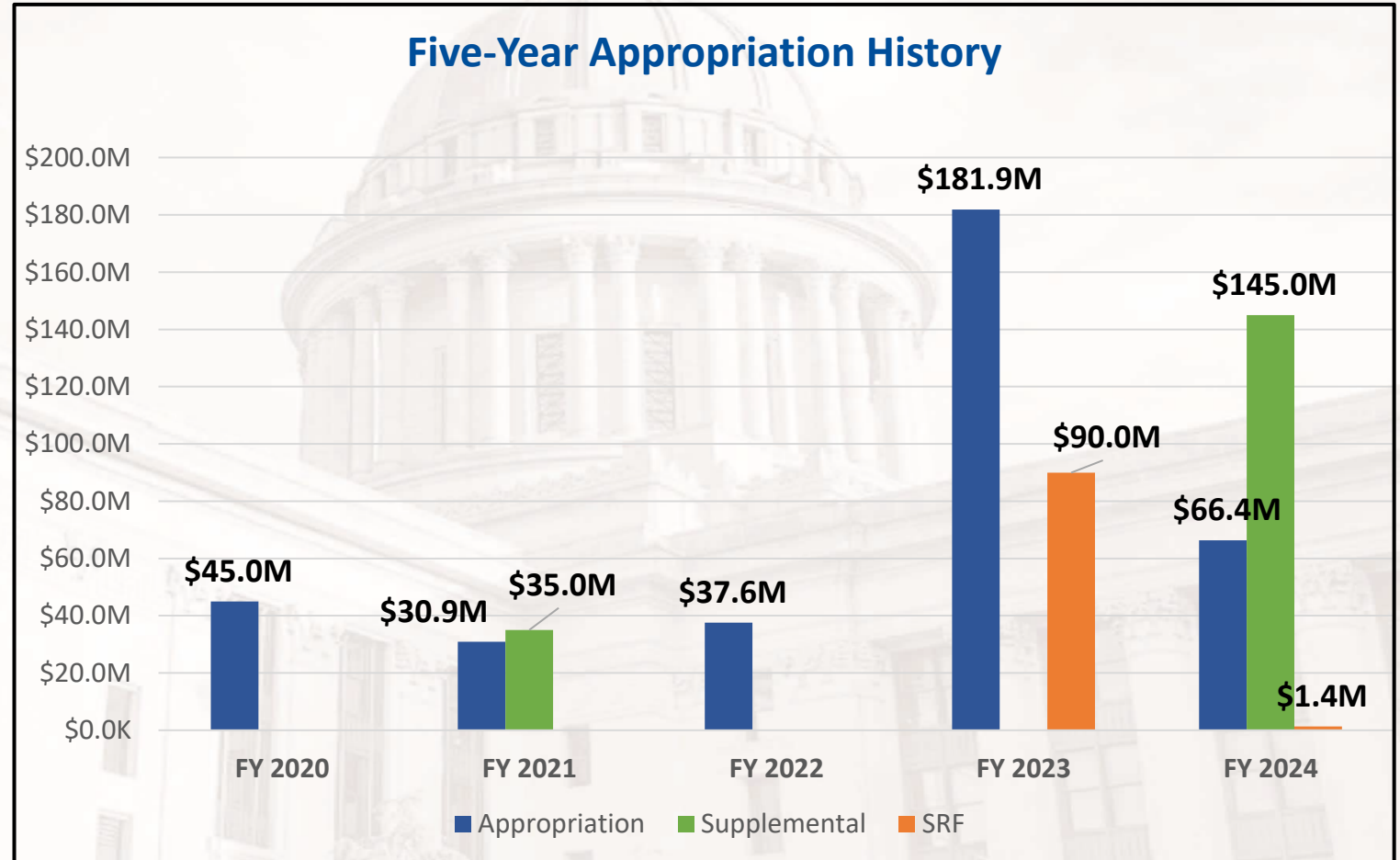


Operating	Grants & Pass-Throughs
Personnel	Medicaid
Professional Services	Assistance Payments
General Administration	Pass-throughs
IT	Program Reimbursements
Travel	
Capital	Other
Buildings & Facilities	Other
Highways & Bridges	Statewide Medical Claims
Debt Service	
Fleet	

Note: Data obtained on 1.03.24.

# Appropriation History

Fiscal Year	Legislated Appropriation (\$) (Includes supplementals and SRF/ARPA.)
FY 2020	\$45,005,295
FY 2021	\$65,866,497
FY 2022	\$37,552,680
FY 2023	\$271,879,323
FY 2024	\$212,746,002



Note: Amounts include appropriations and supplemental appropriations to Commerce, REAP, and the Quick Action closing fund. FY 2023 includes \$122,150,000 in Progressing Rural Economic Prosperity (PREP) funding.

# Programs and FY 2024 Budget Summary

Program Name	Brief Description of Program	FY 2024 Budget	# Served by Program
Community Services	Fosters economic development by helping communities understand and implement infrastructure projects and comprehensive planning in order to maximize their resources.	\$125,535,644	400,000 Oklahomans.
Aerospace Commerce Economic Services, Automotive Initiative, and Business Development Services	Provides for the creation and retention of jobs, to recruit business investment to Oklahoma, and to contribute to economic development through export trade and the attraction of foreign investment.	\$164,549,870	2,500 to 3,000 corporations.
Main Street	Provides specific services and training to participating towns, communities, or neighborhoods as they begin the process of revitalizing their historic commercial districts. It also offers education to non-Main Street communities on the benefits of historic preservation and community commercial development.	\$873,814	32 annual contracts with communities across Oklahoma, and outreach to other towns, communities, and neighborhoods.
Workforce Development	Administration of workforce investment activities and required by Title I of the Workforce Innovation and Opportunity Act (WIOA).	\$27,246,477	4,120 dislocated workers.
Support Services	Supports all functions needed to operate agency's divisions. This also includes Quick Action Closing Fund and Oklahoma Strategic Military Planning Commission.	\$16,027,658	Employees and job applicants of Commerce.
IT Services	Technology solutions and support to agency.	\$2,196,612	Employees and job applicants of Commerce.



*Note: Budget amounts include revisions as of 12.01.23*

# Programs and FY 2024 Budget Summary

Program Name	Brief Description of Program	FY 2024 Budget	# Served by Program
ARPA Infrastructure Grants	To enhance industrial parks, airparks, and ports to cover costs related to water, wastewater, sewer, and broadband projects eligible under the provisions of the American Rescue Plan Act of 2021.	\$10,000,000	New program in FY 2023
PREP Infrastructure Grants	Provide grants to cover costs associated with industrial parks, airparks, and ports.	\$13,000,000	New program in FY 2023
PREP Southern Regional Airpark	Needed facility upgrades, including intermodal rail, at the Ardmore Industrial Airpark in an effort to increase future economic development in the region.	\$9,000,000	New program in FY 2023
PREP State Fair Project	Provides needed facility upgrades, such as fairground arena connectors, electrical infrastructure, and facilities associated with livestock events at the Oklahoma State Fairgrounds.	\$7,500,000	New program in FY 2023
PREP International Recruiting	Enhance trade with Latin America, Europe, and Southeast Asia.	\$480,000	New program in FY 2023
PREP Rural Development Grants	To fund facility upgrades, including electric, water, natural gas, sewer, fiber, site access and land remediation at industrial parks, airparks, and ports in counties not receiving funding from the Pandemic Relief Primary Source Revolving Fund or Pandemic Relief Secondary Source Revolving Fund.	\$12,000,000	New program in FY 2023



*Note: Budget amounts include revisions as of 12.01.23*

# Program Details

---

## Department of Commerce | FY 2024 Budget | \$388,410,075

### Community Services | \$125,535,644

Community Services fosters economic development by helping communities understand and implement infrastructure projects and complete comprehensive planning to maximize their resources.

### Main Street | \$873,814

The Main Street program provides specific services and training to participating towns or neighborhoods as they begin the process of revitalizing their districts. It also offers education to non-Main Street communities on the benefits of historic preservation and community commercial development.

### Aerospace Commerce Economic Services, Automotive Initiative, and Business Development Services | \$164,549,870

The purpose of this program is to:

- Provide for the creation and retention of jobs from existing Oklahoma businesses by supporting local companies and local economic developers with the tools and resources they need to be successful. Also support retention programs such as Go Oklahoma and STEP (trade and exporting programs for existing businesses). 70% of Business Development resources are utilized to support Oklahoma businesses.
- Target, recruit and attract business investment to Oklahoma. Team generates leads and targets companies that would be a good fit into the Oklahoma economy. 30% of team resources is utilized to attract new businesses to Oklahoma.
- This also includes \$10 million for the Port of Muskogee Project and \$145 million for Industrial Site Improvements.



# Program Details

---

## **Aerospace Commerce Economic Services, Automotive Initiative, and Business Development Services | \$164,549,870**

Through fiscal year 2023, the Aerospace Commerce Economic Services (ACES) program has engaged well over 1,000 companies through leads at 10 domestic and international industry trade shows. The delegations to these trade shows include 34 Oklahoma companies, 16 agencies/organizations, five higher education institutions, and 21 EDOs. In addition to trade shows the team connects industry professionals through B2B events, career fairs, local aerospace events, and social media. The ACES team has won 14 aerospace-related relocation or expansion projects including a total of 2,538 jobs with \$702,733,218 capital investment. 85% of wins this year were expansions and 71% were metro with the remaining 29% as rural.

Supporting ACES legislation to increase Oklahoma companies to get Department of Defense contracts, ACES has contracted with SAPAC to provide aerospace and defense contracting consulting services for Oklahoma small/medium sized businesses in the aviation, aerospace and defense industries. Contract lapsed in 2022 and was not renewed until June 2023. Total contracts awarded in the state: \$3,214,583,939 (from 5/20-11/23).

Held ACES Aerospace Career Fair (OKC) 16 aerospace companies participated and over 800 job seekers attended. Hosted two Industry Days the Oklahoma Aerospace & Defense Industry Day with the USAF Strategic Alternate Sourcing Program Office (SASPO) at Tinker Air Force Base – more than 75 people from 41 companies participated and the first ever Boeing Oklahoma Industry Day which hosted more than 60 people from 35 companies

With an increase in companies considering Oklahoma as a location for both automotive manufacturing (OEM), supply parts manufacturing, and alternative transportation fuels Commerce works to support 93 identified automotive or automotive related companies in Oklahoma. There is also 56 open automotive projects including expansion and attraction projects; the state also reported 52 automotive and automotive related wins since 2020.



# Program Details

---

## Support Services | \$16,027,658

Services include executive leadership, finance, human resources, communications, purchasing, general counsel, and research and economic analysis. Each of these services provides tools and support services for the agency to operate. This program also includes the Quick Action Closing Fund, Oklahoma Strategic Military Planning Commission, and the Oklahoma Accelerator Program.

Three quality jobs programs are administered by Commerce for which the state provides incentive payments that are paid from income tax collections. FY 2023 results are as follows:

### Quality Jobs:

- 3,041 jobs were projected by 18 new enrollees.
- Average wage of those jobs is projected to be \$54,672.
- An average of 9,244 jobs were claimed for benefits during FY 2023.

### Small Employer Quality Jobs:

- 199 jobs projected by four new enrollees.
- Average wage of those jobs is projected to be \$58,173.
- An average of 54 jobs were claimed for benefits during FY 2023.

### 21st Century Quality Jobs:

- 421 jobs projected by one new enrollee.
- Average wage of those jobs is projected to be \$128,468.





# Program Details

---

## **Workforce Development | \$21,325,607**

Provides job search, career planning, and employer services. Eligible participants may receive education and skills training and other supportive services to help job seekers find employment in demand occupations.

## **ARPA Infrastructure Grants | \$10,000,000**

To enhance industrial parks, airparks, and ports to cover costs related to water, wastewater, sewer, and broadband projects eligible under the provisions of the American Rescue Plan Act of 2021.

## **PREP Infrastructure Grants | \$13,000,000**

Provide grants to cover costs associated with industrial parks, airparks, and ports.

## **PREP Southern Regional Airpark | \$9,000,000**

Needed facility upgrades, including intermodal rail, at the Ardmore Industrial Airpark to increase future economic development in the region.

## **PREP State Fair Project | \$7,500,000**

Provides needed facility upgrades, such as fairground arena connectors, electrical infrastructure, and facilities associated with livestock events at the Oklahoma State Fairgrounds.



# Program Details

---

## **PREP International Recruiting | \$480,000**

Enhance trade with Latin America, Europe, and Southeast Asia.

## **PREP Rural Dev Grants | \$12,000,000**

To fund facility upgrades, including electric, water, natural gas, sewer, fiber, site access and land remediation at industrial parks, airparks, and ports in counties not receiving funding from the Pandemic Relief Primary Source Revolving Fund or Pandemic Relief Secondary Source Revolving Fund.



## AGENCY ACCOMPLISHMENTS

- Expansion of the Oklahoma Film and Music industry. In FY 2023, 14 awarded projects resulted in \$160,684,747 in rebates spent; in FY 2024, 13 awarded projects resulted in \$35,384,297 spent. The Filmed in Oklahoma incentive program, which was created through legislation in 2021, provides a rebate on certain qualifying Oklahoma expenditures for projects filmed in the State.
- Trade assistance to 30 Oklahoma businesses resulted in export sales of \$18.89 million and 638 jobs created or retained.
- Assisted 22 projects in 2022 and 13 projects in 2023 in choosing Oklahoma as their new location.
- Assisted 380 businesses in 2023 with their retention/expansion and attraction projects, creating 6,945 jobs and realizing \$3.15 billion in capital expenditures.

## AGENCY GOALS

- Working approximately 100 business expansion and relocation projects across Oklahoma through Business Development Division.
- Administer and distribute over \$397 million in American Rescue Plan Act, Progressing Rural Economic Prosperity, and Infrastructure Investment and Jobs Act funds. These programs include funding for infrastructure projects, international trade, weatherization of low-and moderate-income homes, and energy efficiency projects.
- Promote Route 66 in advance of the highway's centennial in 2026 through the Main Street revitalization program.
- Implement the Oklahoma Rural Jobs Act. The program promotes greater access to capital for qualifying small businesses located in rural areas of the state through a tax credit on the amount of equity invested in a rural fund.





**OKLAHOMA**  
Historical  
Society

## Trait Thompson Executive Director



The **Oklahoma Historical Society** serves as the primary agency for the collection of archival documents and physical artifacts important to the state's history, the preservation and interpretation of key historic sites, the administration of federal preservation programs, hands-on student education about Oklahoma history, and the display and interpretation of key artifacts and stories through museums and historical markers.

Founded in **1893**, the Oklahoma Historical Society now encompasses the following divisions: Finance, Human Resources, Oklahoma History Center and Museum of History, the Will Rogers Memorial Museum, Research, State Historic Preservation Office, Museums and Historic Sites, and OKPOP.

The Oklahoma Historical Society also oversees public-private partnerships with over 30 nonprofit groups dedicated to providing support to our museums and historic sites and serves as the trustee for the administration of the White Hair Memorial site in Osage County.

# Agency Vision, Mission and Core Values

## **Vision:**

Set the highest standards of the historical community in efficient, creative and responsible ways.

## **Mission:**

Collect, preserve, and share the history and culture of the state of Oklahoma and its people.

## **Core Values:**

Public service, today, tomorrow, and far into the future, as a guiding principle.

Success depends on an entrepreneurial business plan that includes high standards, efficient management, and the ability to attract partners.

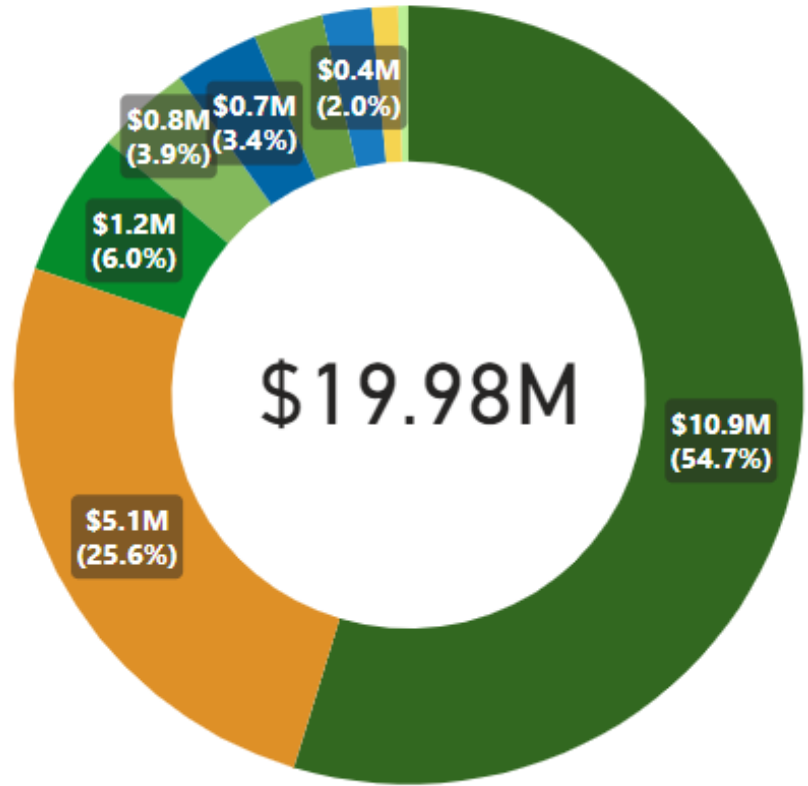
Programs adhere to the highest standards of integrity, discipline, and transparency.

Effective planning, considering statutory authority, sustainability, is central to success if the OHS is to leverage resources to collect, preserve, and share Oklahoma history.



# Historical Society FY 2023 Expenditures

Expense Group	Sum of Amount
Personnel	\$10,928,395
Buildings & Facilities	\$5,112,440
IT	\$1,195,468
General Administration	\$786,015
Program Reimbursements	\$687,367
Professional Services	\$569,408
Pass-throughs	\$405,654
Fleet	\$211,138
Travel	\$86,172
Other	\$1,277
<b>Total</b>	<b>\$19,983,335</b>



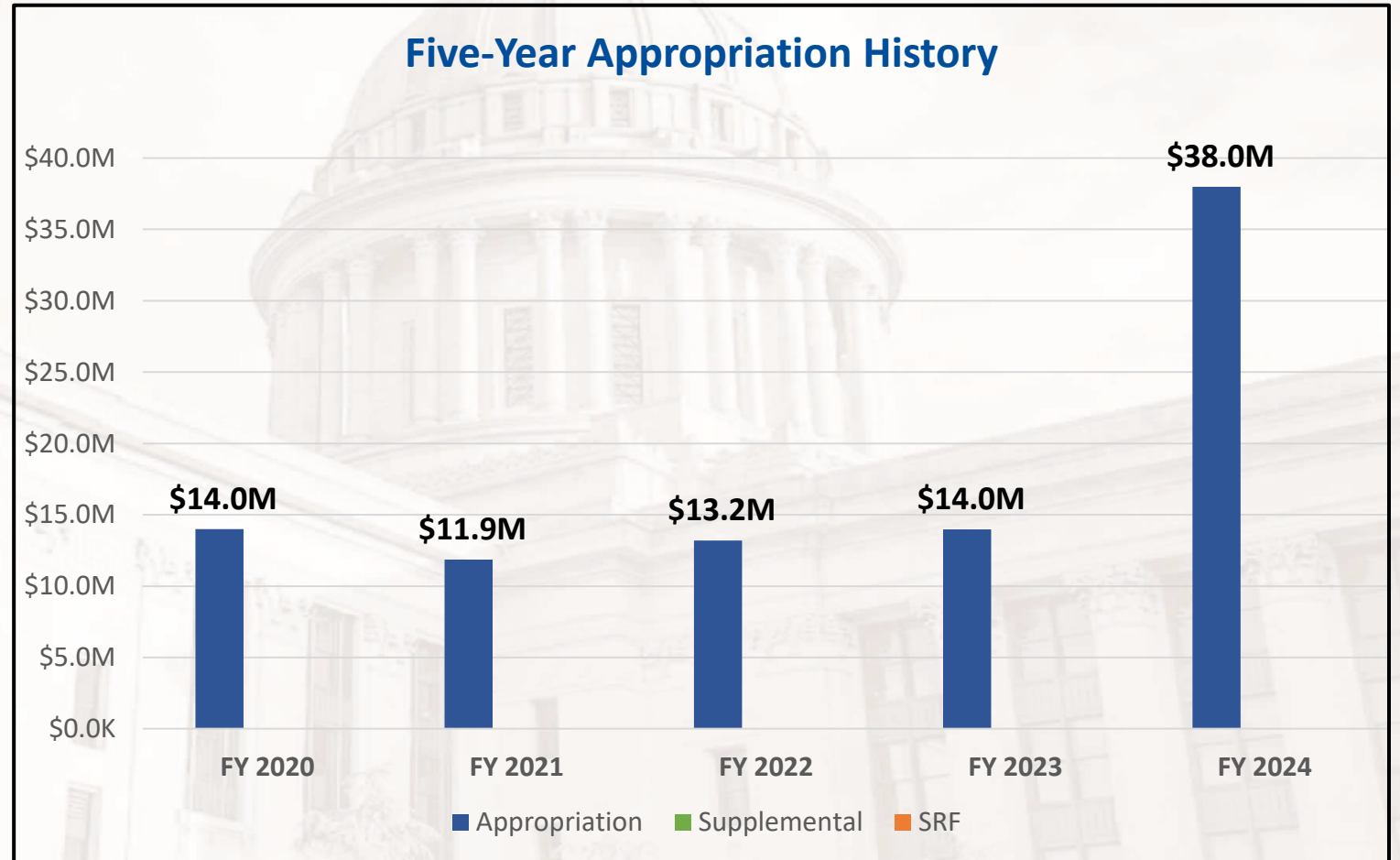
- Expense Group**
- Personnel
  - Buildings & Facilities
  - IT
  - General Administration
  - Program Reimbursements
  - Professional Services
  - Pass-throughs
  - Fleet
  - Travel
  - Other

Operating	Grants & Pass-Throughs
● Personnel	● Medicaid
● Professional Services	● Assistance Payments
● General Administration	● Pass-throughs
● IT	● Program Reimbursements
● Travel	
Capital	Other
● Buildings & Facilities	● Other
● Highways & Bridges	● Statewide Medical Claims
● Debt Service	
● Fleet	

Note: Data obtained on 1.03.24.

# Appropriation History

Fiscal Year	Legislated Appropriation (\$) <i>(Includes supplementals and SRF/ARPA)</i>
FY 2020	\$14,002,540
FY 2021	\$11,871,018
FY 2022	\$13,192,324
FY 2023	\$13,996,665
FY 2024	\$37,997,230



Note: the FY 2024 appropriation includes a one-time amount of \$18 million to fund OKPOP.

# Programs and FY 2024 Budget Summary

Program Name	Brief Description of Program	FY 2024 Budget	# Served by Program
Administration	Includes the office of the executive director, deputy director, finance, HR, and strategic initiatives to support the business operations of the agency.	\$8,685,635	709,788 Oklahomans; 194 Historical Society employees.
Preservation	A state-federal partnership dedicated to preserving significant historic properties and sites in Oklahoma.	\$1,417,844	9,533 Oklahomans.
Museums and Sites	Includes all activities associated with the preservation, development, and operation of historic sites and historical museums.	\$9,851,507	574,127 Oklahomans.
Research	Contains four departments: Archival Collections, Published Collections, Reference, and Website/Special Projects.	\$2,039,317	71,128 Oklahomans.
Membership and Development	Responsible for promoting agency, compiling agency publications, acquiring grant funds, fundraising, and growing the OHS membership base.	\$522,545	55,000 Oklahomans.
Information Technology	Technology solutions and support to agency.	\$1,374,774	194 Historical Society employees.
OHC Building Services	Responsible for maintaining the integrity of the agency's main site, housing administrative offices, the research library and archives, 180k+ items in collections, and the flagship museum.	\$1,491,618	709,788 Oklahomans; 194 Historical Society employees.
NACEA	Operations for the First Americans Museum.	\$5,000,000	Visitors to the First Americans Museum.



*Note: Budget amounts include revisions as of 12.01.23.*



# Program Details

---

## Oklahoma Historical Society | FY 2024 Budget | \$30,383,240

### Administration | \$8,685,635

Includes the office of the executive director, deputy director, finance division, strategic initiatives, and human resources. The division also includes the management of the Heritage Preservation Grant program. Administration coordinates the efficient accomplishments of agency goals and objectives as defined by statute and board action.

### Museums and Sites | \$522,545

Preserves, develops, and operates historic sites and historical museums. The two primary missions are the preservation of cultural resources and educational outreach through interpretation, exhibits, and programming for the public. OHS owns and manages 27 properties, ranging from full ownership of land, buildings, and collections to partial ownership and outsourced management.

### Membership and Development | \$522,545

Includes development officer, membership officer, public information officer, and multicultural officer; responsible for promoting agency, reviewing agencywide press releases, reviewing and publishing The Chronicles of Oklahoma and Mistletoe Leaves, acquiring grant funds, fundraising, and growing the OHS membership base.

### NACEA | \$5,000,000

Operations for the First Americans Museum.



# Program Details

---

## **Preservation | \$948,695**

The State Historic Preservation Office (SHPO) is a state-federal partnership dedicated to preserving significant historic properties and sites in Oklahoma. The SHPO fulfills its federal mandate set forth in Section 101B of the National Historic Preservation Act (NHPA) of 1966 by conducting a comprehensive survey of historic properties; maintaining an inventory of historic properties; providing consultation under Section 106 provisions of NHPA; implementing a statewide preservation plan, providing public information, education, training, and technical assistance; working with local governments in the development of preservation programs (certified local governments); processing National Register of Historic Places nominations; and working with the 39 recognized tribes in the state. The SHPO is not limited to just OHS-owned properties, but rather has a mandate to serve the entire State of Oklahoma specifically working with federal, state, and local governments.

## **Research | \$2,039,317**

Responsible for Archival Collections, Published Collections, Reference, and Website/Special Projects. The primary mission of this program is to preserve printed materials, documents, oral histories, genealogical materials, photographs, newspapers, and manuscripts important to Oklahoma history and its people.

## **OHC Building Services | \$1,491,618**

Responsible for maintaining the integrity of the agency's main site, housing administrative offices, the research library and archives, 180,000+ items in collections, and the flagship museum.



## AGENCY ACCOMPLISHMENTS

- Opened the new visitor center at Honey Springs Battlefield.
- Premiered the new documentary film, "The People's House: The Story of the Oklahoma State Capitol".
- Awarded \$577,200 in grants to 39 historical non-profit organizations across the state.
- Opened a new major exhibit at the Oklahoma Museum of History, "Taking Flight: Oklahomans Explore the Skies."
- Added Blake Shelton as the honorary chairman of the fundraising campaign for OKPOP museum.

## AGENCY GOALS

- Complete \$46 million in capital projects over the next five to seven years.
- Complete \$18 million fundraising campaign for the OKPOP museum.
- Transition to a new collection management software that will integrate collections at all sites (over 180,000 objects) into the same system.
- Creation of a new three-year strategic plan for the agency.
- Raise funds for a new neon sign park on the grounds of the Oklahoma History Center. Completion goal is 2026, in time for the 100th anniversary of Route 66.





**OKLAHOMA**  
**Human Services**

## **Dr. Deborah Shropshire** **Director**



**Oklahoma Human Services (OKDHS)** serves as the agency responsible for providing help to vulnerable Oklahomans to lead safer, healthier, and more independent lives.

Founded in **1936**, this agency now encompasses the following programs:

- Child Welfare Services prevents or reduces the abuse, neglect or exploitation of children, provides permanency planning for children in the system, and preserves and strengthens families.
- Developmental Disabilities Services provides services to individuals with developmental and intellectual disabilities to lead independent and productive lives.
- Adult and Family Services provides public assistance to persons in need and assists adults with obtaining and retaining employment.
- Community Living, Aging and Protective Services helps develop systems that support independence and helps protect the quality of life and safety of older persons, as well as promotes citizen involvement in planning and delivering services.
- Child Care Services assures Oklahoma families have access to licensed, affordable, quality childcare.
- Child Support Services acts as an economic advocate for the children of Oklahoma, ensuring parents financially support their children.

# Agency Vision, Mission and Core Values

## **Vision:**

Provide help and offer hope to vulnerable Oklahomans through stronger practices, involved communities, and a caring and engaged workforce.

## **Mission:**

Improve the quality of life of vulnerable Oklahomans by increasing people's ability to lead safer, healthier, more independent and productive lives.

## **Core Values:**

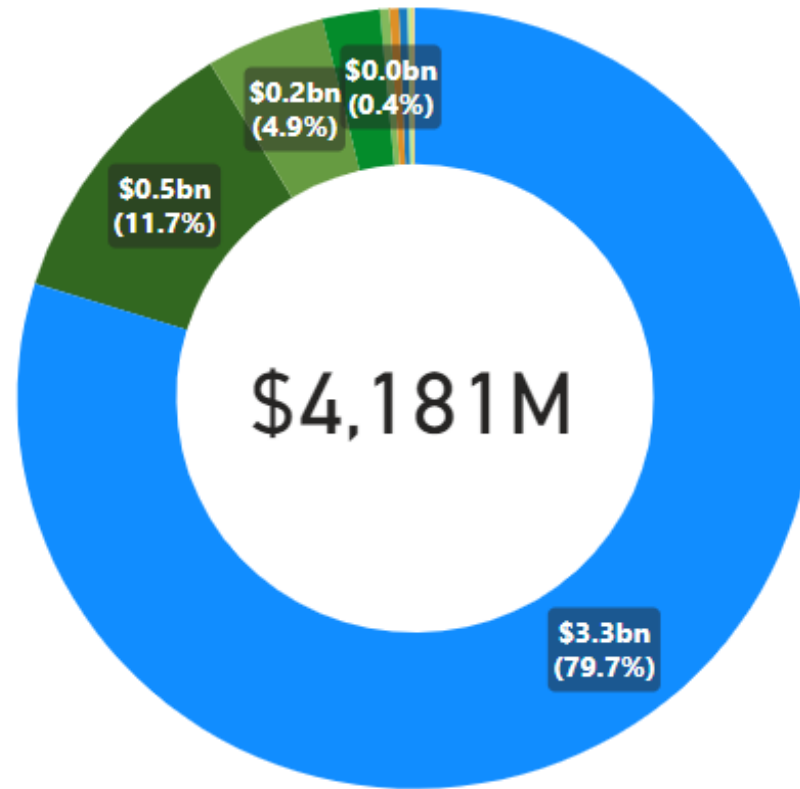
Mission-focused, collaboration, innovation, excellence and stewardship.



# Oklahoma Human Services

## FY 2023 Expenditures

Expense Group	Sum of Amount
Assistance Payments	\$3,334,075,083
Personnel	\$487,307,572
Professional Services	\$203,385,850
IT	\$97,362,820
General Administration	\$15,763,893
Buildings & Facilities	\$15,702,198
Pass-throughs	\$15,037,997
Travel	\$7,230,056
Debt Service	\$2,188,234
Fleet	\$1,379,906
Trust	\$629,246
Other	\$423,405
Program Reimbursements	\$404,762
<b>Total</b>	<b>\$4,180,891,022</b>



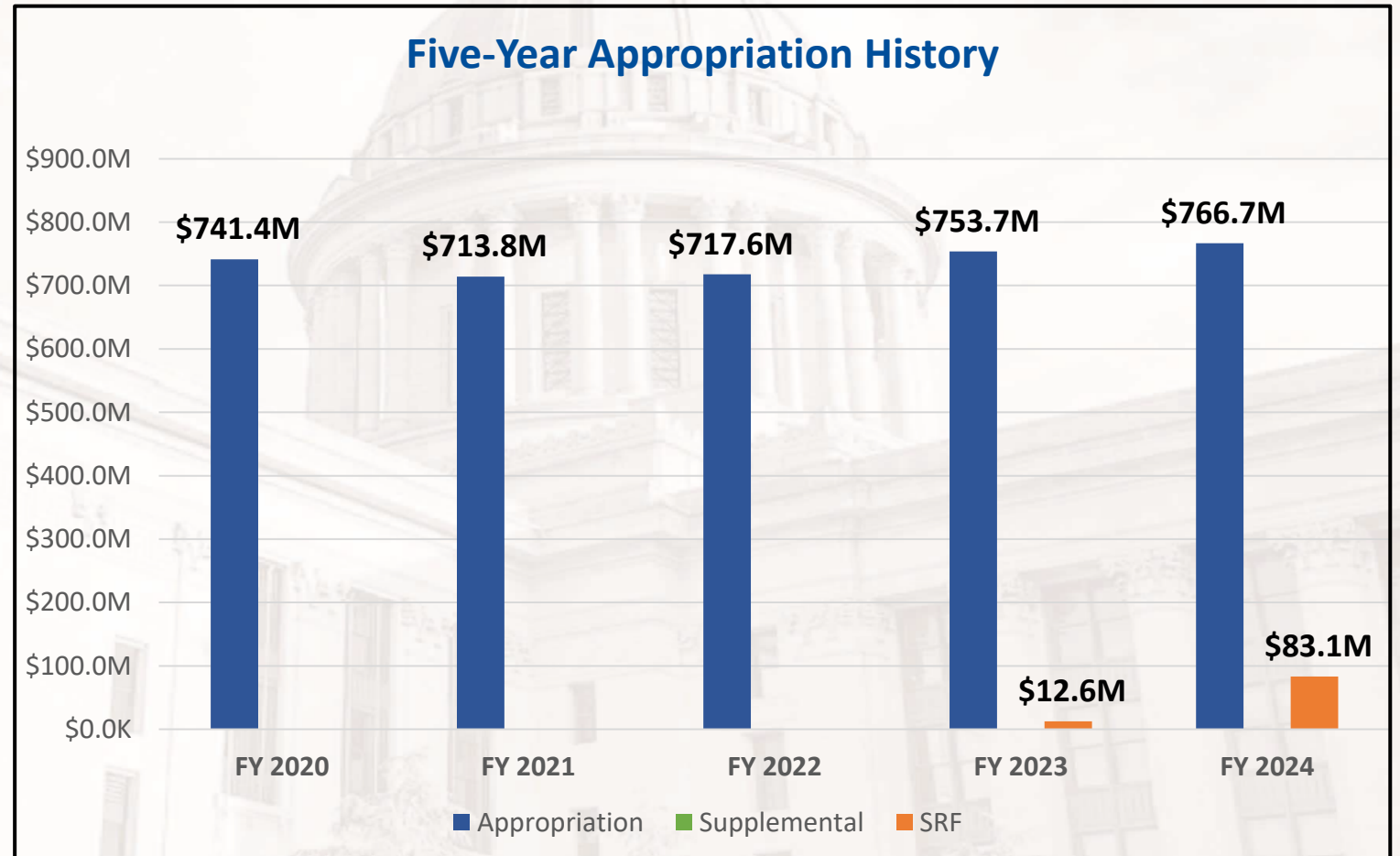
- Expense Group**
- Assistance Payments
  - Personnel
  - Professional Services
  - IT
  - General Administration
  - Buildings & Facilities
  - Pass-throughs
  - Travel
  - Debt Service
  - Fleet
  - Trust
  - Other
  - Program Reimbursements

Operating	Grants & Pass-Throughs
Personnel	Medicaid
Professional Services	Assistance Payments
General Administration	Pass-throughs
IT	Program Reimbursements
Travel	
Capital	Other
Buildings & Facilities	Other
Highways & Bridges	Statewide Medical Claims
Debt Service	
Fleet	

Note: Data obtained on 1.03.24.

# Appropriation History

Fiscal Year	Legislated Appropriation (\$) (Includes supplementals and SRF/ARPA.)
FY 2020	\$741,423,816
FY 2021	\$713,831,158
FY 2022	\$717,585,502
FY 2023	\$766,280,964
FY 2024	\$849,803,827



Note: The FY 2021 appropriation includes a \$16 million reappropriation.

# Programs and FY 2024 Budget Summary

Program Name	Brief Description of Program	FY 2024 Budget	# Served by Program
Adult & Family Services	Provides public assistance to persons in need and assists adults with obtaining and retaining employment.	\$2,103,527,999	886,000+ families or individuals with low or no income. Provided \$2.1 billion in SNAP benefits to 446,000 Oklahoma households.
Community Living, Aging and Protective Services	Fosters strong relationships with community partners to support independence of vulnerable adults, protect their quality of life, and promote person-centered planning and delivery of services across the lifespan.	\$142,410,877	7.4 million meals provided; 28,488 investigations of adult abuse, neglect and exploitation.
Child Care Services	Assures Oklahoma's families have access to licensed, affordable, quality childcare.	\$510,610,438	3,108 licensed child-care homes and centers and 57,604 children receiving subsidies.
Child Support Services	Establishes paternity, medical and support orders, enforces orders, and reviews and modifies orders as necessary.	\$56,405,229	Collected \$313 million in support for 173,392 children.
Child Welfare Services	Provides programs and services necessary to prevent or reduce the abuse, neglect or exploitation of children, preserve and strengthen families, and provide permanency planning for children in the system.	\$577,573,879	58,192 children protected from abuse and neglect and assisted in becoming productive adults.
Developmental Disabilities Services	Helps individuals with developmental disabilities and their families help themselves to lead safer, healthier, more independent and productive lives.	\$285,845,050	6,524 currently served on waivers; with 2,105 persons remaining on the DDS waitlist.
Administrative	Supports all functions needed to operate the agency's program divisions.	\$160,379,565	Agency employees.
Information Technology	Provides technology solutions and support to agency.	\$163,285,700	Agency employees.
Grant and Contribution Fund	Supports OK Benefits special technologies projects, the child abuse multidisciplinary program, and state community assistance programs.	\$23,385,400	Agency employees, children, and state community assistance programs.



Note: Budget amounts include revisions as of 12.01.23 and do not include 700 funds.



# Programs and FY 2024 Budget Summary

Program Name	Brief Description of Program	FY 2024 Budget	# Served by Program
ARPA Project and Program Administration	Administering Statewide Recovery Fund/American Recovery Plan funding appropriated by the Oklahoma Legislature.	\$1,115,404	All agency programs receiving SRF/ARPA funding.
Healthy Childhood Environment (ARPA)	Promote healthy childhood environments through expanding capacity for child care services.	\$24,500,000	New funding in FY 2024.
Housing Support (ARPA)	Semi-independent housing, food security, and transitional tools to victims of domestic violence.	\$2,744,000	New funding in FY 2024.
Child Maltreatment Prevention (ARPA)	Reduce child abuse and neglect by focusing programs on fathers and high-risk communities.	\$686,000	New funding in FY 2024.
COVID Prevention (ARPA)	Capital improvements to a facility that serves victims of domestic violence, sexual assault and human sex trafficking.	\$680,000	New funding in FY 2023.
Community Health Intervention (ARPA)	Develop a multipurpose community facility aimed at providing assistance to individuals impacted by domestic violence and sexual abuse.	\$1,960,000	New funding in FY 2024.
Educational Disparities (ARPA)	Promote healthy childhood environments and address educational disparities.	\$19,498,000	New funding in FY 2023.
Household Assistance Food Program (ARPA)	Develop a food program which focuses on food distribution, education, workforce development and health assessments.	\$1,440,000	New funding in FY 2023.



*Note: Budget amounts include revisions as of 12.01.23 and do not include 700 funds.*

# Programs and FY 2024 Budget Summary

Program Name	Brief Description of Program	FY 2024 Budget	# Served by Program
Foster Youth or Family Advocacy (ARPA)	Address the needs of at-risk youth in Oklahoma by providing counseling and other support services for youth and their parents for child care services.	\$335,513	New funding in FY 2024.
Mental Health Services (ARPA)	Address holistic approaches and violence prevention through mental health and substance abuse services, education, and job training and placement.	\$294,000	New funding in FY 2024.
Food Insecurity Grant (ARPA)	Food assistance program.	\$12,546,933	New funding in FY 2024.
Developmental Disabilities (ARPA)	Prepare more young adults with intellectual and developmental disabilities or autism to live and work independently.	\$980,000	New funding in FY 2024.
Justice Stabilizing Tulsa (ARPA)	Enhance and increase capacity for programs assisting in stabilizing justice-involved women, their children, and caregivers in the Tulsa area and into surrounding rural areas of Oklahoma.	\$10,103,713	New funding in FY 2024.
Justice Stabilizing OKC (ARPA)	Support and expand proven effective programming for justice-involved women in the Oklahoma City area and into rural areas of Oklahoma.	\$3,738,651	New funding in FY 2024.
Working Families Childcare (ARPA)	Allow more opportunities for working families with children, with and without special needs, to obtain high quality childcare.	\$2,450,000	New funding in FY 2024.



*Note: Budget amounts include revisions as of 12.01.23 and do not include 700 funds.*

# Program Details

---

## Oklahoma Human Services | FY 2024 Budget | \$4,106,496,351

### Adult and Family Services | \$2,103,527,999

Adult and Family Services helps families achieve increased self-sufficiency and economic independence through education, work skills, wage advancement, mentorship and building healthy social networks. Adult and Family Services assistance programs include:

- Temporary Assistance for Needy Families and Supplemental Nutrition Assistance Program helps unemployed individuals obtain higher wages and achieve long-term employment through education, training and skill-building.
- Cash assistance for aged, blind and disabled individuals with little to no income.
- Determination of Medicaid eligibility.
- Low Income Heating and Energy Assistance Programs.
- Childcare subsidies help low-income families access affordable, quality childcare so parents can work or attend school.

This program processed \$2.1 billion in SNAP benefits to 446,000 Oklahoma households in FY 2023.



# Program Details

---

## Community Living, Aging and Protective Services | \$142,410,877

Community Living, Aging and Protective Services allows low-income seniors and disabled Oklahomans to experience a higher quality of life and remain in their homes and communities longer. The true north goals that support this mission are:

- Foster strong relationships with families, agencies and community partners to improve the independence and well-being of vulnerable adults.
- Promote the safety and protect the quality of life of vulnerable adults.
- Empower independence and client choice through person-centered thinking and planning for the delivery of services.

Most services are provided through the Medicaid home and community-based ADvantage waiver program, which offers case management, homemaking services, home-delivered meals, and medical prescription assistance. Community Living, Aging and Protective Services supports the rights, independence and quality of life of older adults and persons living with disabilities through the administration of community-based programs.

Protective Services assists vulnerable adults over the age of 18, some of whom are no longer able to meet their own needs. Program staff recognize the need for intervention in certain cases and work to develop service plans to support and assist adults so they can live safely at home when possible. Not all referrals become investigations. Many vulnerable adults choose to accept services from community partners to assist with chores such as housekeeping or mowing the lawn.

In FY 2023, 7.4 million meals were provided to older Oklahomans, while program staff received over 28,000 referrals of alleged adult abuse, neglect and exploitation.



# Program Details

---

## Child Support Services | \$56,405,229

Child Support Services ensures children's financial support needs are met by enforcing court-ordered child support from noncustodial parents. Children deserve to be financially supported by both parents and CSS establishes, monitors and enforces reliable child support while encouraging self-sufficiency and strengthening relationships. CSS provides the following services:

- Locating non-custodial parents.
- Establishing legal fatherhood (paternity).
- Establishing and enforcing fair support orders.
- Increasing health care coverage for children.

Parents who owe child support need a steady income to make payments. To increase parents' ability to pay, CSS seeks to help parents find work by partnering with experts in the area of employment services and removing barriers to employment. The true north goals that support this mission are:

- Improve the economic stability of Oklahoma families by increasing the number of children receiving support from noncustodial parents.
- Improve children's access to health care.
- Improve a noncustodial parent's ability to pay their court-ordered child support obligation by promoting financial stability.

In FY 2023, this program collected \$313 million in child support for the 173,392 children receiving support.



# Program Details

---

## Child Welfare Services | \$577,573,879

The mission of Child Welfare Services is to provide programs and services necessary to protect children from abuse or neglect and ensure they have safe, permanent families. The true north goals that support this mission are:

- Equip and empower families to provide a safe home for their children.
- If children enter foster care, work to understand and meet their needs, including safety and connections to their family, community, and culture, while addressing health, behavioral health, developmental and educational needs.
- Ensure every child and youth has a family and the support they need to grow and develop toward adulthood.

Over the past decade, the Oklahoma child welfare system has undergone significant reform to become a national example of a system that is self-correcting, proactive, and family-focused. The Pinnacle Plan, developed in 2012, resulted from a class-action lawsuit that primarily focused on the care of children in state custody. Subsequent improvements to the child welfare system have been much broader and have extended to entire system reform. In FY 2023, improvements to the Child Welfare system resulted in CWS achieving 23 out of 30 performance metrics, with a panel of neutral monitors reporting positive progress in the remaining metrics.

Oklahoma Human Services strives to keep families safely together whenever possible instead of removing children and then working toward reunification. If a child is found to be unsafe after assessing the family situation, CWS intervenes to assist the family and keep the child safe. Increasingly this intervention is accomplished by providing services to the family and children in their home.

If children must enter foster care, CWS attempts to correct any unsafe conditions and return children home or, if this goal is not attainable, to build new permanent families with extended family members or foster parents through adoption or guardianship. In FY 2023, 3,000 children did not enter foster care because they received prevention services.



# Program Details

---

## **Developmental Disabilities Services | \$285,845,050**

Developmental Disabilities Services enables thousands of Oklahomans with developmental disabilities to live and work in their communities through residential and employment supports. People who were historically only afforded segregated services in state institutions are now integral parts of their families and communities, and Oklahoma is second in the nation for the number of people with developmental disabilities engaged in employment.

DDS works with community partners and stakeholders to empower and support Oklahomans with intellectual and developmental disabilities. The true north goals that support this mission are:

- Empower and support Oklahomans with developmental disabilities to live independently and work in competitive, integrated employment within their communities.
- Assist families with service navigation as OKDHS continues its work to eliminate the waitlist.
- Improve the well-being and independence of individuals receiving in-home and community-based services.

As of June 30, 2023, DDS is on track to eliminate the waitlist and it continues its work to assist individuals who have requested support through the home- and community-based services waivers.

In FY 2023, the Legislature appropriated funding to supply a 25% rate increase to partner providers and to serve all individuals on the waitlist as of May 1, 2022. Since that time, the agency has awarded contracts to provide assessment and navigation services for individuals with developmental and intellectual disabilities, and to develop a new case management system. The number of clients receiving services increased to 6,524 by the end of FY 2023, with a goal of providing waiver services to over 7,500 clients by the end of FY 2024. In FY 2023, 924 individuals were removed from the waitlist.



# Program Details

---

## **Child Care Services | \$510,610,438**

The mission of Child Care Services is to ensure that Oklahoma's families have access to licensed, affordable, quality child care.

The program licenses child care programs to ensure the children of Oklahoma are served in a safe, nurturing environment. CCS assists these programs in meeting the highest quality standards with an emphasis on early childhood education and school readiness. Child Care Services staff partner with child care providers and community partners to ensure children who receive subsidized child care have access to high quality programs.

In FY 2023, the program restructured the child care program Quality Rating Improvement System from a 3-star to a 5-star system, with the 5-star programs receiving a rate increase.

Multiple Covid-19 supports were administered throughout FY 2023, including QRIS incentive payments, stabilization grants, child care desert grants, exceptional needs grants, child care subsidy financial supports for providers, and workforce bonuses for employees of licensed child care facilities.

There are approximately 3,100 licensed providers statewide with over 57,000 children receiving subsidies for care.





## AGENCY ACCOMPLISHMENTS

- Deployed appropriated funding to eliminate the Developmental Disabilities Services waitlist, removing 924 individuals from the list and increasing the number of individuals receiving services to 6,524.
- Improved the Child Welfare system, achieving 23 out of 30 tracked performance metrics, with a panel of neutral monitors reporting positive progress in the remaining metrics.
- Continued service modernization by enhancing online service applications and data-tracking, embedding staff in schools, and modernizing locations for staff and clients. Continued to reduce real estate footprint.
- Distributed over \$372 million in child care stabilization grants, with another \$43.6 million in child care desert grants ongoing until September 2024.
- Implemented the CX1 call center system for telehealth appointments and texting notifications, allowing the Medicaid nursing home level of care eligibility team to complete a record number of assessments.

## AGENCY GOALS

- Serve all eligible individuals who were on the Developmental Disabilities Services waitlist as of May 1, 2022, with a target of 7,500 clients receiving services by the end of FY 2024.
- Distribute Statewide Recovery / ARPA funds with \$95.6 million in designated projects.
- Increase the percentage of children with a child welfare case who are served through prevention from 50% to 65% by FY 2024.
- Increase the percentage of individuals working or contributing to their community through supported employment from 50% to 65% by FY 2028.
- Improve the percentage of children entering foster care who are initially placed with kin from 52% to 58% by FY 2028.
- Implement SNAP card security through EMV chip cards to reduce fraudulent use of SNAP benefits, saving an estimated \$3.9 million annually by fourth quarter 2024.





**OKLAHOMA**

# J.M. Davis Memorial Commission

**Wayne McCombs  
Executive Director**



---

The **J.M. Davis Memorial Commission** serves as the memorial for the J.M. Davis Gun Collection and furnishes suitable quarters to house, display, and preserve the J.M. Davis Gun Collection and other historical artifacts.

Founded in **1965**, this agency now encompasses the following program:

- Museum Operations.

# Agency Vision, Mission and Core Values

## **Vision:**

To reach new audiences on the history of arms and how they were and continue to be tools for mankind.

## **Mission:**

House, preserve, display and update the unique collection of firearms and historical artifacts collected by Mr. J.M. Davis and to provide a historical and educational experience for the viewing public.

## **Core Values:**

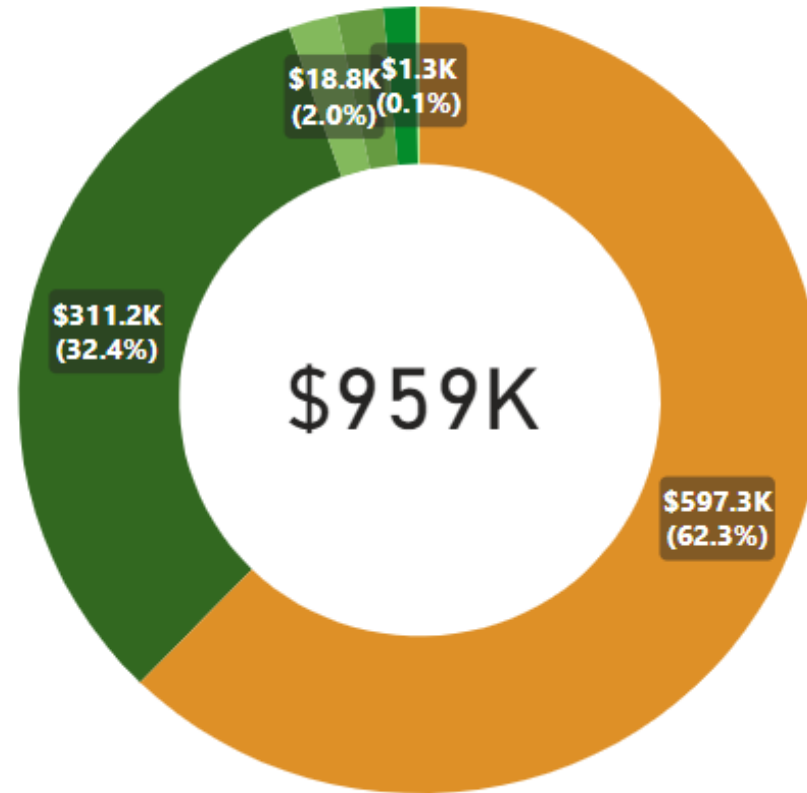
A service to the public, tourist attraction for the state of Oklahoma, and an advocacy for the collection.



# J M Davis Arms & History Museum

## FY 2023 Expenditures

Expense Group	Sum of Amount
Buildings & Facilities	\$597,254
Personnel	\$311,228
General Administration	\$18,771
Professional Services	\$17,835
IT	\$12,737
Travel	\$1,277
Other	\$7
<b>Total</b>	<b>\$959,109</b>



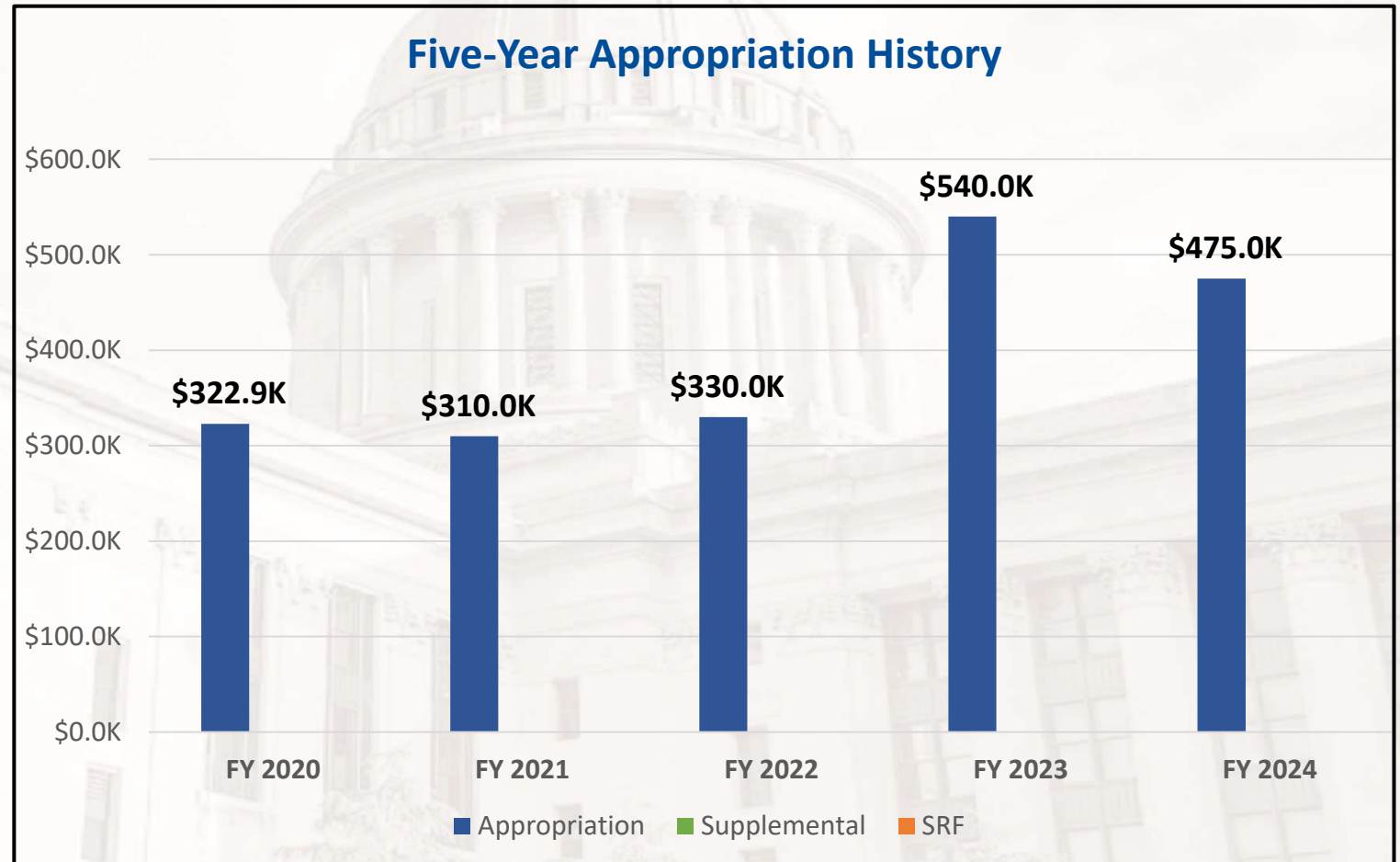
- Expense Group**
- Buildings & Facilities
  - Personnel
  - General Administration
  - Professional Services
  - IT
  - Travel
  - Other

Operating	Grants & Pass-Throughs
● Personnel	● Medicaid
● Professional Services	● Assistance Payments
● General Administration	● Pass-throughs
● IT	● Program Reimbursements
● Travel	
Capital	Other
● Buildings & Facilities	● Other
● Highways & Bridges	● Statewide Medical Claims
● Debt Service	
● Fleet	

Note: Data obtained on 1.03.24.

# Appropriation History

Fiscal Year	Legislated Appropriation (\$) <i>(includes supplementals and SRF/ARPA)</i>
FY 2020	\$322,906
FY 2021	\$309,990
FY 2022	\$330,000
FY 2023	\$540,000
FY 2024	\$475,000



*Note: FY 2023 appropriations include one-time funding of \$150 thousand for LED lighting and HVAC repairs.*

# Programs and FY 2024 Budget Summary

---

Program Name	Brief Description of Program	FY 2024 Budget	# Served by Program
Museum Operations	Manages daily operations of the museum.	\$639,560	30,000 visitors per year.
IT Services	Technology solutions and support to agency.	\$24,596	JM Davis Staff – six employees.



# Program Details

---

## **J.M. Davis Arms and History Museum | FY 2024 Budget | \$664,156**

### **Museum Operations | \$639,560**

Houses, preserves, displays, and updates the unique collection of firearms and historical artifacts collected by J.M. Davis and provides a historical and educational experience for the viewing public.



## AGENCY ACCOMPLISHMENTS

- Installed LED lighting throughout the museum to further preserve the artifacts and potentially save money on utility costs.
- Repaired, updated and installed air purification system on museum HVAC units.

## AGENCY GOALS

- Replace old artifact storage boxes with archivally-sound storage boxes.
- Coordinate with the Oklahoma Tourism and Recreation Department and the state's Route 66 Centennial Committee for marketing and promotional efforts.
- Remedy past deferred maintenance.
- Install electronic Shooting Gallery to teach firearms safety, accuracy, and entertainment.







OKLAHOMA  
Libraries

## Natalie Currie Director



The **Oklahoma Department of Libraries** serves as the State Library, State Archives, and Records Administrators for Oklahoma state government. The agency is responsible for public library development, including the legal establishment and promotion of public libraries, statewide resource sharing, and support of literacy programs.

Founded in **1967**, this agency now encompasses the following programs:

- Archives and records management.
- Public library development.
- Literacy development.
- Library resources.
- Government information.
- Information technology.
- Administration and Public Information Office.

# Agency Vision, Mission and Core Values

## **Vision:**

Oklahomans value and depend on library services and quality information to lead productive, healthy, and fulfilled lives.

## **Mission:**

Work to ensure every Oklahoman has access to innovative, quality library and information resources, possesses the literacy skills needed to be successful in the global economy, participate in democracy, and to accomplish individual life goals.

## **Core Values:**

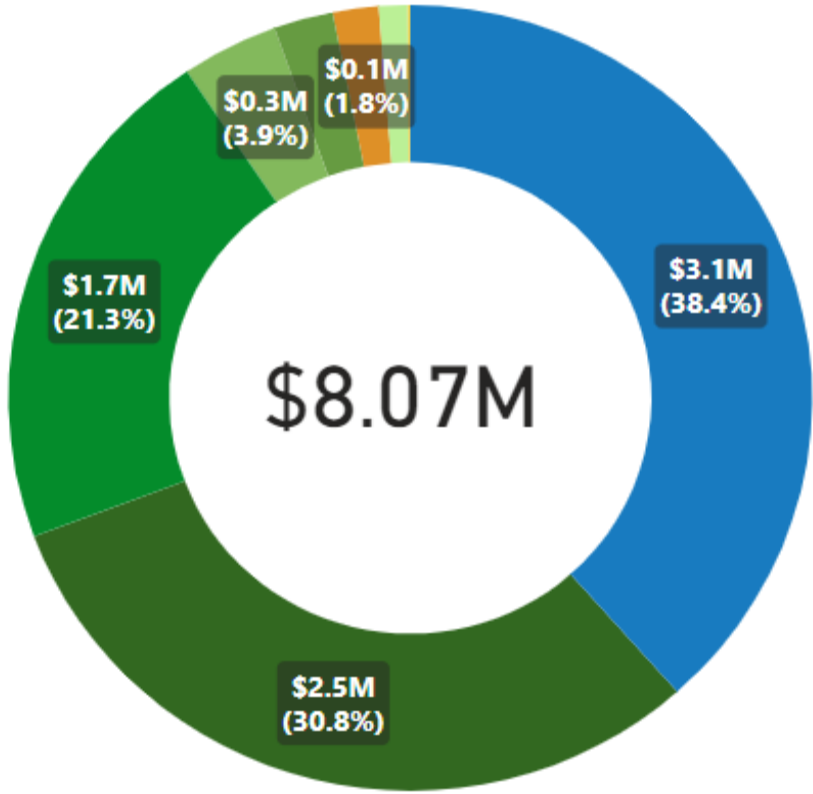
- Impactful, engaged, accountable, creative, and courageous.
- Devoted to quality and committed to our customers, colleagues, and partners.
- Flexible and evolve as our customers' needs change.



# Department of Libraries

## FY 2023 Expenditures

Expense Group	Sum of Amount
Pass-throughs	\$3,102,877
Personnel	\$2,490,052
IT	\$1,723,014
General Administration	\$313,933
Professional Services	\$193,599
Buildings & Facilities	\$148,904
Travel	\$92,184
Fleet	\$9,068
<b>Total</b>	<b>\$8,073,631</b>



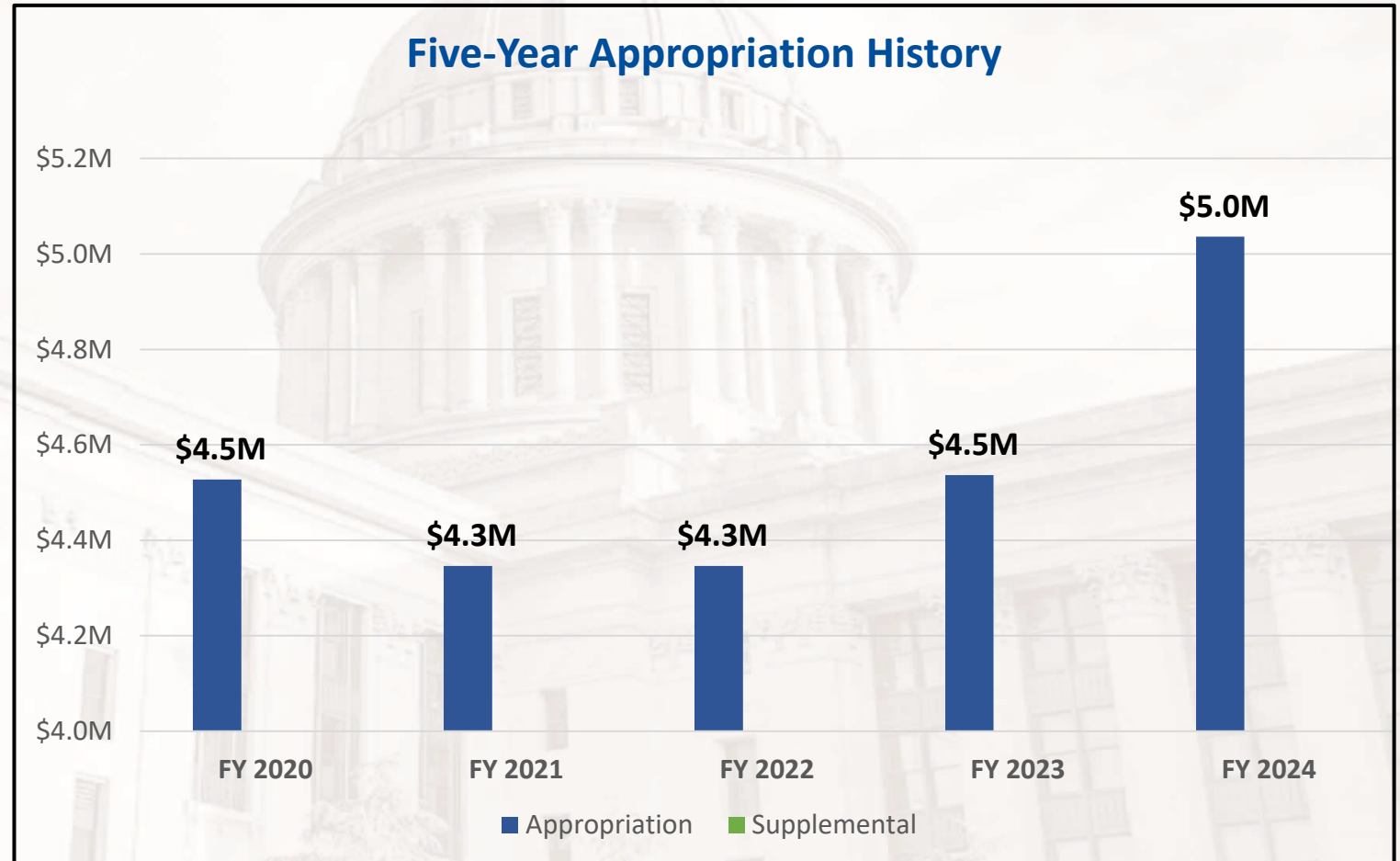
- Expense Group**
- Pass-throughs
  - Personnel
  - IT
  - General Administration
  - Professional Services
  - Buildings & Facilities
  - Travel
  - Fleet

Operating	Grants & Pass-Throughs
Personnel	Medicaid
Professional Services	Assistance Payments
General Administration	Pass-throughs
IT	Program Reimbursements
Travel	
Capital	Other
Buildings & Facilities	Other
Highways & Bridges	Statewide Medical Claims
Debt Service	
Fleet	

Note: Data obtained on 1.03.24.

# Appropriation History

Fiscal Year	Legislated Appropriation (\$) <i>(Includes supplementals and SRF/ARPA.)</i>
FY 2020	\$4,527,411
FY 2021	\$4,346,315
FY 2022	\$4,346,315
FY 2023	\$4,536,315
FY 2024	\$5,036,315



# Programs and FY 2024 Budget Summary

Program Name	Brief Description of Program	FY 2024 Budget	# Served by Program
Administration	Includes accounting/finance, human resources, general administration, legal, public information, and capital asset management.	\$1,294,698	Agency staff.
Library Development	Promotes the development of public library services, assists public libraries with staff training, technology implementation, E-Rate applications and library board development, and manages the Public Library Academy, Summer Reading Program, state aid and federal grant disbursements.	\$2,483,495	2,000 staff who work at Oklahoma's public libraries as well as library trustees.
Literacy Resources	Supports public libraries, public library and community-based literacy programs with training, funding, resources, and technical assistance. Programs include basic literacy, citizenship and immigration, Temporary Assistance to Needy Families (TANF) literacy, emergent literacy, and health literacy.	\$1,310,136	895 adult learners in basic, English as a Second Language (ESL), citizenship and TANF programs. 20,050 participants in health literacy programs.
Library Resources	Operates the statewide interlibrary loan program and provides circulation, general and legislative/legal reference services to state government employees and elected officials. The collections include fiction and non-fiction, legal materials, state and federal government publications and the Oklahoma Room special collection. (The subscriptions for online tools are budgeted in Information Technology.).	\$803,679	193,056 loans.



*Note: Budget amounts include revisions as of 12.01.23.*

# Programs and FY 2024 Budget Summary

Program Name	Brief Description of Program	FY 2024 Budget	# Served by Program
Archives & Records Management	Provides technical assistance to state agencies for state records management, centralized storage for agencies' temporary and permanent state records, and access to permanent records of state government at the State Archives and through engaging digital collections available to the public on the agency's website.	\$776,338	243,278 state government agencies and citizens.
Government Information	Promotes and provides free access to state and U.S. federal publications. U.S. documents collection is a selective depository in the Federal Depository Library Program (FDLP). The Oklahoma Publications Clearinghouse (OPC) manages the state publication depository system by collaborating with state agencies to collect and preserve publications produced by Oklahoma state government.	\$153,363	232,994 Oklahomans and organizations.
Information Technology	Using federal funding, ODL facilitates access to high quality online information resources for all Oklahomans. This program also facilitates the Online Computer Library Center (OCLC) Firstsearch and Worldcat.org license for all Oklahoma public libraries, which enables collection discovery and resource sharing at the state and national level.	\$1,916,291	2,699,964 Oklahoma residents, libraries, state employees and elected officials.



Note: Budget amounts include revisions as of 12.01.23.

# Program Details

---

## Department of Libraries | FY 2024 Budget | \$8,738,000

### Library Development | \$2,483,495

Provides the following services to Oklahoma public libraries:

- Planning and consultation services.
- Professional development.
- Technology training, assistance, and implementation.
- E-Rate application assistance.

This program grants state aid to qualifying public libraries. Aid is often used to purchase library materials and technology the library would otherwise be unable to afford. The program provides materials and support for the annual statewide Summer Reading Program that combats the “summer slide”— losses in learning gains during the break from school – through programming that enhances the literacy skills of pre-K and school-aged children. Support is provided to the Department of Corrections for library services to correctional facilities statewide in the form of consulting and materials for local collections. Staff contribute to the development of statewide program materials for use by all public libraries.

Federal funds from the Institute of Museum and Library Services (IMLS) support most of the programs administered by this division.



# Program Details

---

## Literacy Resources | \$1,310,136

Supports library and community-based literacy programs and volunteer tutors by providing training, funding, resources, and technical assistance for local programs. Major initiatives include health literacy, citizenship and immigration, and the Temporary Assistance for Needy Families (TANF) literacy program.

My First Library is an early literacy initiative that celebrates literacy, promotes family reading, and provides early literacy training and information to parents and childcare providers. Each month, the Literacy Program distributes more than 1,400 books to preschool children who are at risk for low literacy. Read Across Oklahoma is an annual event that celebrates reading and encourages family reading as a means to build early literacy skills.

The TANF initiative is a workforce development collaboration between the Literacy Program and the Oklahoma Department of Human Services (OKDHS). Library and community-based literacy programs provide basic literacy instruction to TANF clients. Clients remain in the program until they are employed or reach a sixth-grade proficiency level and are referred to other OKDHS education partners.

## Library Resources | \$803,679

Manages the statewide resource sharing program that includes a subscription to the WorldCat database platform, enabling Oklahoma libraries to utilize the worldwide catalog of 2.5 billion resources. Access is also provided to the WorldShare Interlibrary Loan interface and OCLC Cataloging capabilities for 28 public libraries. Interlibrary Loan services are provided directly to smaller libraries. The Allen Wright Library collection serves as an Interlibrary Loan resource for public libraries, correctional institutions, schools, and special libraries. This collection also serves state government employees, legislators, and researchers. Staff provide professional reference services on general, legislative, state, and U.S. government topics. Library resources staff also administer the Statewide Online Resources program referenced below.





# Program Details

---

## **Archives and Records Management | \$776,338**

Provides state government agencies with technical assistance in managing their state records and provides centralized storage for agencies' state records at the State Records Center and Annex. The State Archives preserves and provides access to permanent records of state government through both physical collections and digitization of items for digital collections.

As required by statute, ODL maintains a repository of original land survey filings, which are used extensively by Oklahoma's surveyors and local/state government agencies. The archives and records repository currently contains more than 235,000 land survey records and grows at the rate of approximately 9,000 records per year. State Archives staff process approximately 1,800 requests per month for outgoing copies of these filings.

## **Government Information | \$153,363**

Promotes and provides free access to state and U.S. federal publications through physical and digital collections and professional reference services to state government and the public. The Oklahoma Publications Clearinghouse (OPC) manages the state publication depository system by collaborating with state agencies to collect and preserve publications produced by Oklahoma state government. This promotes open information and government transparency through administration of Documents.Ok.Gov and preservation of information on state agency websites.

## **Information Technology | \$1,916,291**

Using federal funding, ODL facilitates access to high quality online information resources for all Oklahomans through statewide agreements. This program also facilitates the statewide Online Computer Library Center Firstsearch and Worldcat.org license for all Oklahoma public libraries, which enables collection discovery and resource sharing at the state and national level.



## AGENCY ACCOMPLISHMENTS

- Completed disbursement of \$238,133 in ARPA funds awarded by the Institute of Museum and Library Services for direct payments and subgrants to 74 libraries. Total ARPA funds disbursed FY 2022-2023: \$2,867,357.
- Implemented statewide license for Brainfuse, which provides live online tutoring, job seeker assistance and veteran support anywhere in the state via geolocation. The service was used 86,859 times in its inaugural year.
- Awarded \$1,489,279 in State Aid to 109 municipal libraries and eight public library systems to enable essential library services such as technology purchases, staff salaries, and payment of utility bills.
- Secured a \$17.6 million investment to renovate the Allen Wright Library building to meet the needs of the physical storage and access environment needs of the State Archives.

## AGENCY GOALS

- Conduct an RFP and implement findings to align resources to agency strategic goals to retain and attract talent.
- Complete assessment of State Library, Archives and Records Management operations, and collaborate with OMES on necessary technology and processes for digital materials.
- Continue to build digital collections that preserve state government records and local history collections and the Oklahoma Publications Clearinghouse collection.
- Enhance library staff knowledge and skills, leverage technology to improve services, use quality data to inform decision-making.
- Facilitate the development of literacy skills, lifelong learning opportunities, the improvement of health, wellness, and life skills, good citizenship and community engagement.





**OKLAHOMA**  
Lt. Governor

## Matt Pinnell Lieutenant Governor



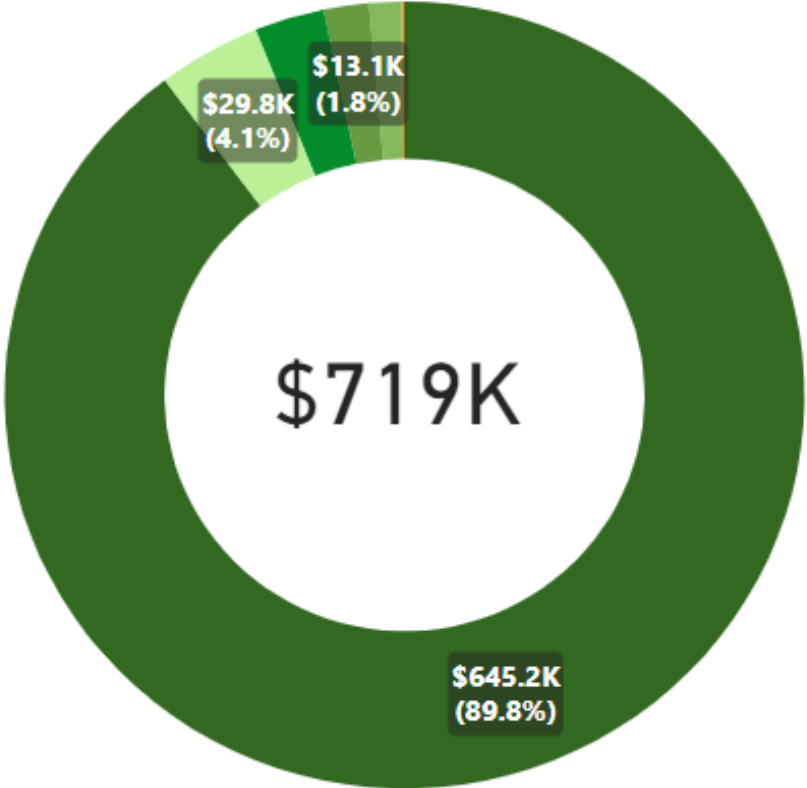
Oklahoma's **Lieutenant Governor** serves in place of the Governor when the Governor leaves the state. The Lieutenant Governor serves as the president of the Oklahoma Senate, casting a vote in the event of a tie and presiding over joint sessions of the State Legislature. The current Lieutenant Governor is Matt Pinnell. He took office in 2019.

The Lieutenant Governor presides over, or is a member of, the following state boards and commissions:

- Chairman, Oklahoma Tourism and Recreation Commission.
- Native American Cultural and Educational Authority.
- State Board of Equalization.
- Oklahoma Capitol Improvement Authority.
- Oklahoma Archives and Records Commission.
- Oklahoma Film and Music Advisory Commission.
- CompSource Oklahoma Board of Managers.
- Commissioners of the Land Office (School Land Trust).
- Oklahoma Linked Deposit Review Board.
- Oklahoma Broadband Governing Board.

# Lieutenant Governor FY 2023 Expenditures

Expense Group	Sum of Amount
Personnel	\$645,158
Travel	\$29,786
IT	\$20,442
Professional Services	\$13,088
General Administration	\$9,302
Buildings & Facilities	\$871
<b>Total</b>	<b>\$718,647</b>



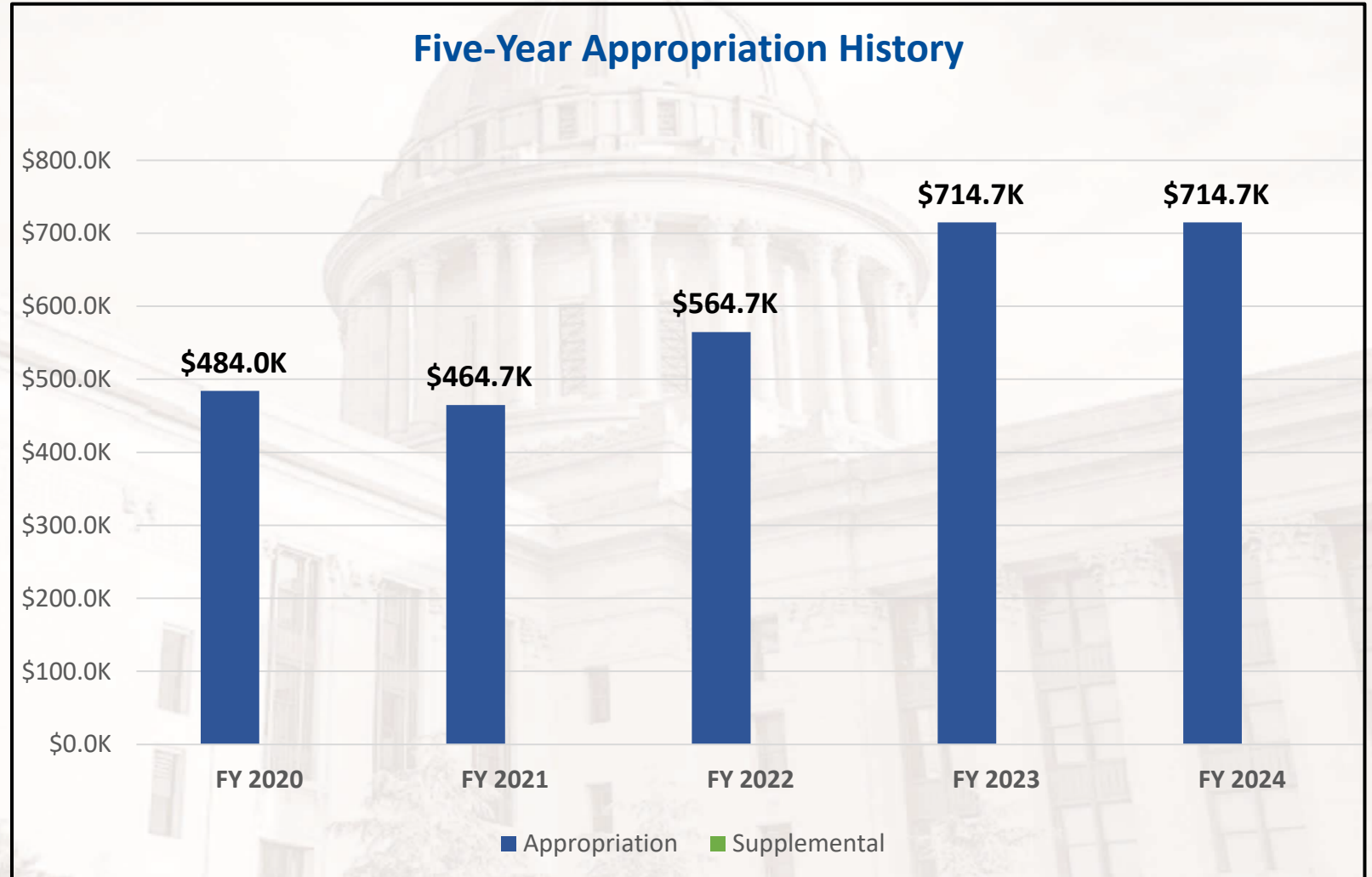
- Expense Group**
- Personnel
  - Travel
  - IT
  - Professional Services
  - General Administration
  - Buildings & Facilities

Operating	Grants & Pass-Throughs
Personnel	Medicaid
Professional Services	Assistance Payments
General Administration	Pass-throughs
IT	Program Reimbursements
Travel	
Capital	Other
Buildings & Facilities	Other
Highways & Bridges	Statewide Medical Claims
Debt Service	
Fleet	

Note: Data obtained on 1.03.24.

# Appropriation History

Fiscal Year	Legislated Appropriation (\$) <i>(Includes supplemental if applicable.)</i>
FY 2020	\$484,026
FY 2021	\$464,665
FY 2022	\$564,665
FY 2023	\$714,665
FY 2024	\$714,665





**OKLAHOMA**  
Military Department

**Major General  
Thomas H. Mancino  
Adjutant General**



The **Oklahoma Military Department (OMD)** serves as the military command and control entity for Oklahoma.

Established in **1951**, this agency now encompasses the following programs:

- Support Services.
- Armory Maintenance.
- Museum.
- Youth Programs.
- Federal Programs.

The majority of OMD's state workforce is employed within federally funded grant programs.

# Agency Vision, Mission and Core Values

## Vision:

Recognized as the nation's most effective National Guard force. Known for mission focus, caring for people, and protecting the citizens and communities of Oklahoma and the United States of America.

## Mission:

Provides support through Federal and State resources in three roles:

- **State Role:** Provide fully trained units to support civil authorities in times of natural or manmade disasters. Provide special services on the order of the Governor of Oklahoma.
- **Federal Role:** Provide fully trained units to execute all war-time missions on the order of the President of the United States.
- **Community Role:** Implement and execute Federal Programs in the areas of Drop-Out Recovery/High School Completion; Science, Technology Engineering, and Math (STEM) for at-risk youth; and participate in local, state, and national programs that add value to America.

## Core Values:

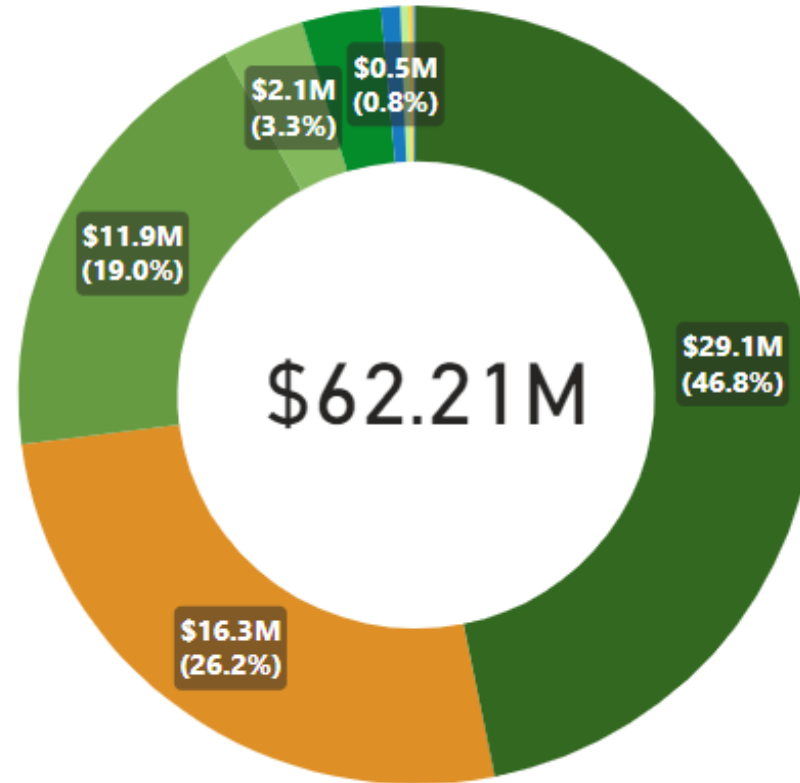
Professionalism • Respect • Integrity • Dedication • Excellence.



# Oklahoma Military Department

## FY 2023 Expenditures

Expense Group	Sum of Amount
Personnel	\$29,128,564
Buildings & Facilities	\$16,278,971
Professional Services	\$11,850,470
General Administration	\$2,078,812
IT	\$1,995,104
Pass-throughs	\$485,810
Travel	\$194,415
Fleet	\$139,041
Program Reimbursements	\$34,000
Other	\$27,502
<b>Total</b>	<b>\$62,212,688</b>



- Expense Group**
- Personnel
  - Buildings & Facilities
  - Professional Services
  - General Administration
  - IT
  - Pass-throughs
  - Travel
  - Fleet
  - Program Reimbursements
  - Other

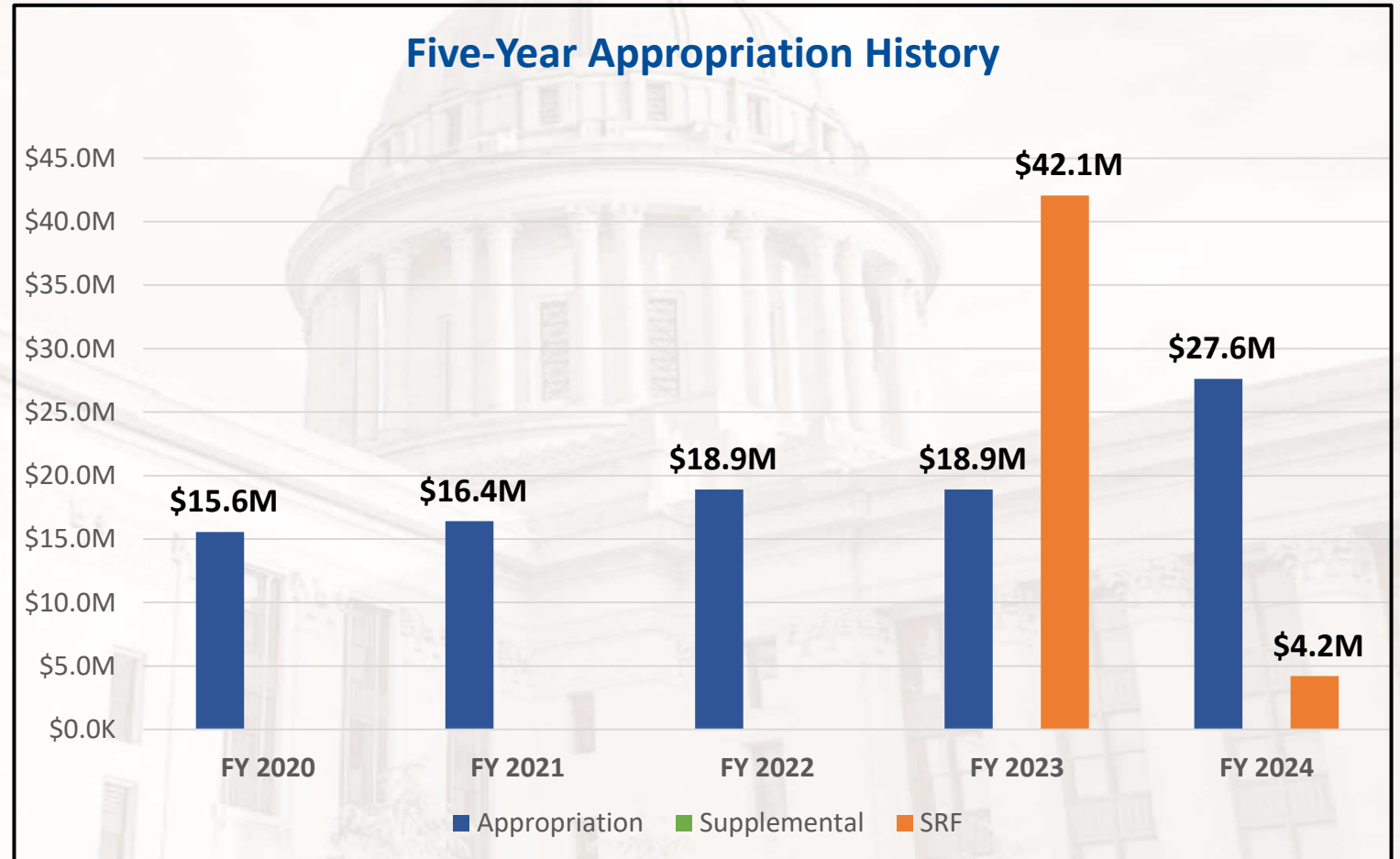
Operating	Grants & Pass-Throughs
● Personnel	● Medicaid
● Professional Services	● Assistance Payments
● General Administration	● Pass-throughs
● IT	● Program Reimbursements
● Travel	
Capital	Other
● Buildings & Facilities	● Other
● Highways & Bridges	● Statewide Medical Claims
● Debt Service	
● Fleet	

Note: Data obtained on 1.03.24.



# Appropriation History

Fiscal Year	Legislated Appropriation (\$) <i>(includes supplementals and SRF/ARPA)</i>
FY 2020	\$15,558,432
FY 2021	\$16,411,582
FY 2022	\$18,911,582
FY 2023	\$60,961,582
FY 2024	\$31,817,651



# Programs and FY 2024 Budget Summary

Program Name	Brief Description of Program	FY 2024 Budget	# Served by Program
Administration	Received federal support from the National Guard Bureau (NGB) to support the operations and maintenance of Oklahoma Army and Air National Guard facilities and to provide authorized service support activities to units and personnel.	\$3,651,290	OMD serves 9,000 National Guardsmen, the citizens of Oklahoma when in service to the state, and all citizens of the U.S. when federally activated.
Support Services	Provides finance, accounting, security, environmental, and engineering support to the Oklahoma National Guard and support to the state during state emergencies.	\$7,111,064	OMD serves 9,000 National Guardsmen, the citizens of Oklahoma when in service to the state, and all citizens of the U.S. when federally activated.
Armory Maintenance	Provides services for the operation, sustainment, restoration, and modernization of Oklahoma Army National Guard facilities throughout the state.	\$8,599,746	OMD serves 9,000 National Guardsmen, the citizens of Oklahoma when in service to the state, and all citizens of the U.S. when federally activated.



*Note: Budget amounts include revisions as of 12.01.23.*

# Programs and FY 2024 Budget Summary

Program Name	Brief Description of Program	FY 2024 Budget	# Served by Program
Museum Management	Supports operations for the Oklahoma National Guard Museum.	\$4,016,920	OMD serves 9,000 National Guardsmen, the citizens of Oklahoma when in service to the state, and all citizens of the U.S. when federally activated.
Youth Programs	Manages and operates the Thunderbird Challenge Program and STARBASE. All staff are wholly or partially funded by the federal government.	\$12,772,307	10,000 children and youth.
Federal Programs	Receives federal support from National Guard Bureau to support the operations and maintenance of the Camp Gruber Training Site, Air National Guard Bases in Tulsa and Oklahoma City, and unit family readiness support.	\$26,044,176	OMD serves 9,000 National Guardsmen, the citizens of Oklahoma when in service to the state, and all citizens of the U.S. when federally activated.



Note: Budget amounts include revisions as of 12.01.23.

# Programs and FY 2024 Budget Summary

Program Name	Brief Description of Program	FY 2024 Budget	# Served by Program
700 Fund Expenditures	Agency special accounts are restricted to expenditures authorized by legislation in support of Oklahoma National Guardsmen.	\$604,021	OMD serves 9,000 National Guardsmen, the citizens of Oklahoma when in service to the state, and all citizens of the U.S. when federally activated.
IS Data Processing	Receives federal funding from National Guard Bureau to provide IT equipment and services for the Oklahoma Army National Guard to reside on the Defense Information Systems Network.	\$2,720,000	OMD serves 9,000 National Guardsmen, the citizens of Oklahoma when in service to the state, and all citizens of the U.S. when federally activated.
Construction	Receives federal funding from National Guard Bureau to provide for the design and construction of facilities necessary to train and administer the Oklahoma National Guard.	\$28,787,245	OMD serves 9,000 National Guardsmen, the citizens of Oklahoma when in service to the state, and all citizens of the U.S. when federally activated.



*Note: Budget amounts include revisions as of 12.01.23.*

# Programs and FY 2024 Budget Summary

Program Name	Brief Description of Program	FY 2024 Budget	# Served by Program
Health Center (ARPA)	Construction of a holistic health and fitness center for service members and first responders.	\$2,215,000	Service members and first responders.
Thunderbird Challenge (ARPA)	Build a new barracks and dining facility at the Thunderbird Challenge Program.	\$1,190,000	Oklahoma youth.
Operations Center (ARPA)	Build a new Joint Operations Center for military and law enforcement agencies.	\$800,000	OMD serves 9,000 National Guardsmen, the citizens of Oklahoma when in service to the state, and all citizens of the U.S. when federally activated.



*Note: Budget amounts include revisions as of 12.01.23.*

# Program Details

---

## Oklahoma Military Department | FY 2024 Budget | \$98,511,769

### Administration | \$3,651,290

Administration receives federal support from National Guard Bureau to support the operations and maintenance of Oklahoma Army and Air National Guard facilities and provide authorized service support activities to units and personnel. Activities include minor construction projects, environmental management, installation security services, telecommunication activities, range operations, distance learning centers, anti-terrorism prevention measures, fire protection services, and family program activities as described in the following programs. OMD serves as the operational reserve component for the agency's sister services: the United States Army, the United States Air Force, and the U.S. Department of Defense (DoD).

### Support Services | \$7,111,064

Support services receives federal support from National Guard Bureau to provide finance and accounting services, environmental management, installation security services, and engineering support to the Oklahoma National Guard. Support services also provide National Guard equipment and personnel in support of state emergencies.

### Armory Maintenance | \$8,599,746

Armory Maintenance receives federal support from National Guard Bureau to provide services for the operation, sustainment, restoration, and modernization of Oklahoma Army National Guard facilities located throughout the state.



# Program Details

---

## **Museum Management | \$4,016,920**

Museum Management provides operational support for the Oklahoma National Guard Museum.

## **Youth Programs | \$12,772,307**

### **Thunderbird Challenge**

The National Guard Youth Challenge Program is an 18-month program consisting of a 22-week in-resident phase followed by a 12-month postgraduate mentorship phase that leads, trains, and mentors 16- to 18-year-old at-risk students and high school dropouts so they may become productive citizens. The Thunderbird Challenge Program provides the only at-risk, in-resident program in the State of Oklahoma and directly impacts the statewide goal of educated citizens and exemplary schools – specifically the statewide program of high school completion.

### **STARBASE**

The U.S. Department of Defense STARBASE program focuses on elementary students, primarily fifth graders, to raise interest and improve the knowledge and skills of at-risk youth in science, technology, engineering, and mathematics (STEM), which will provide for a highly educated and skilled American workforce that can meet the advanced technological requirements of the U.S. DoD. STARBASE exposes these students to technological environments through 25 hours of hands-on instruction and activities, as well as interactions with positive civilian and military role models found on active and National Guard military installations. STARBASE 2.0 provides additional STEM activities and mentorship for youth making the transition from elementary to middle school.



# Program Details

---

## **Federal Programs | \$26,044,176**

Receives federal support from National Guard Bureau to provide for the operations and maintenance of the Camp Gruber Training Site, Air National Guard Bases at Tulsa and Oklahoma City, and unit family program activities.

## **Construction | \$28,787,245**

Construction receives federal support from National Guard Bureau to provide for the design and construction of facilities necessary to train and administer the Oklahoma National Guard. These are major construction projects funded with 100% federal funding to meet new or modified force structure requirements or a change in facility utilization directed by NGB.

## **IS Data Processing | \$2,720,000**

Receives federal funding from National Guard Bureau to provide IT equipment and services for the Oklahoma Army National Guard to reside on the Defense Information Systems Network.





## AGENCY ACCOMPLISHMENTS

- The Thunderbird Challenge Program graduated 252 at-risk youth, mentoring and supporting them to be productive members of the community.
- Built on the success of the Thunderbird Challenge Program, the newly funded Job Challenge program will provide TCP graduates with career training and job placement, beginning in January 2025.
- Initiated a highly successful recruiting program.
- Completed a flood remediation and renovation on the OMD headquarters building.
- Mobilized hundreds of Guardsmen on state active duty to support wildlife missions, debris removal operations, and water supply to the town of Braggs.

## AGENCY GOALS

- Begin modernization renovations on the Vinita Readiness Center to ensure support to our state and federal missions.
- Complete the design and start construction on three Statewide Recovery Fund (ARPA) facility projects: the Holistic Health Center, Joint Operations Center, and Thunderbird Challenge Facility.
- Start construction on the new Oklahoma National Guard Museum approved in a \$47 million bond.
- Improve recruitment and retention to sustainable levels, requiring a 10% increase in year-over-year recruitment and retention.
- Maintain minimum annual student participation rates of 3,500 students and 150 classes per year in the Department of Defense STARBASE program, which promotes STEM education.





**OKLAHOMA**  
Center for the  
Advancement of  
Science and  
Technology

## Jennifer McGrail Executive Director



The **Oklahoma Center for the Advancement of Science and Technology (OCAST)** serves as the state’s agency for technology-based economic development. OCAST’s mandate is to “grow and diversify Oklahoma’s economy and provide new and higher quality jobs for Oklahomans” by encouraging “... the development of new products, new processes and whole new industries in Oklahoma.” (74 O.S. §§ 5060.1a and 5060.2(A))

Established in **1987**, this agency now encompasses the following programs:

- Industry Innovation Programs.
- STEM Internship Pipeline Program.
- Research and Development Assistance.
- Capital Access Programs.
- Oklahoma Technology Commercialization Center.
- Inventors Assistance Services.
- Small Business Research Assistance.
- Manufacturing Assistance.

# Agency Vision, Mission and Core Values

## **Vision:**

Make Oklahoma broadly recognized as a research, technology, and innovation corridor by embracing partnerships and collaboration between academic enterprise, industrial complex, and supportive government programs and policies.

## **Mission:**

To foster innovation in startup and existing businesses by supporting basic and applied research; facilitate technology transfer between research laboratories and businesses; provide seed capital for innovative firms in the development of new products or services; and help Oklahoma's small and medium manufacturing firms become more competitive through increased productivity and modernization (74 O.S. § 5060.3).

## **Core Values:**

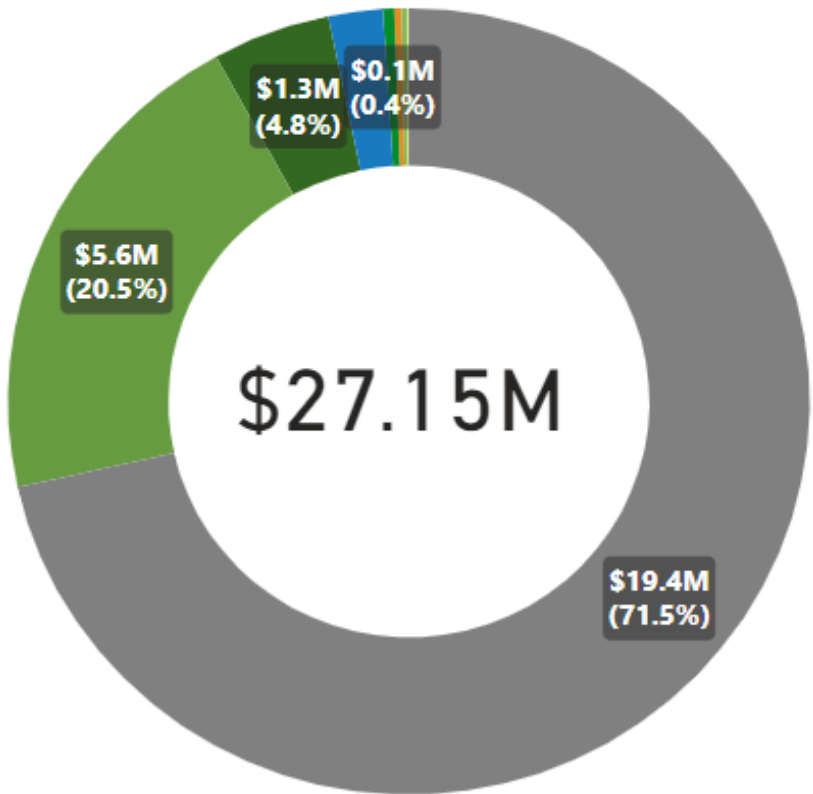
Service, accountability, transparency, professionalism, growth, teamwork and collaboration.



# OCAST

## FY 2023 Expenditures

Expense Group	Sum of Amount
Other	\$19,413,929
Professional Services	\$5,567,064
Personnel	\$1,293,507
Pass-throughs	\$595,000
IT	\$119,072
Buildings & Facilities	\$86,116
General Administration	\$55,457
Travel	\$11,494
Fleet	\$8,665
<b>Total</b>	<b>\$27,150,303</b>



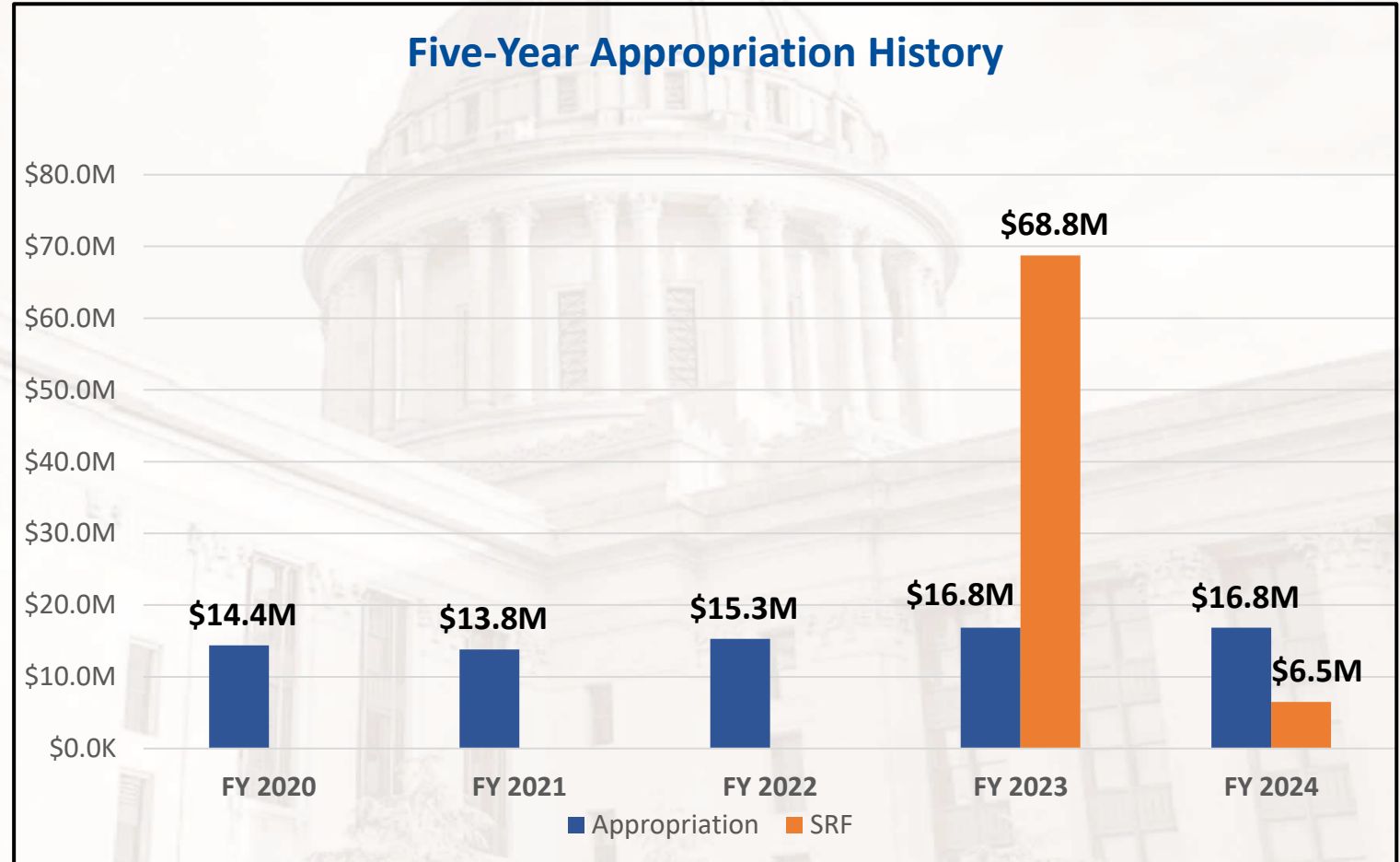
- Expense Group**
- Other
  - Professional Services
  - Personnel
  - Pass-throughs
  - IT
  - Buildings & Facilities
  - General Administration
  - Travel
  - Fleet

Operating	Grants & Pass-Throughs
Personnel	Medicaid
Professional Services	Assistance Payments
General Administration	Pass-throughs
IT	Program Reimbursements
Travel	
Capital	Other
Buildings & Facilities	Other
Highways & Bridges	Statewide Medical Claims
Debt Service	
Fleet	

Note: Data obtained on 1.03.24.

# Appropriation History

Fiscal Year	Legislated Appropriation (\$) <i>(Includes supplementals and SRF/ARPA.)</i>
FY 2020	\$14,371,398
FY 2021	\$13,796,542
FY 2022	\$15,296,542
FY 2023	\$85,596,542
FY 2024	\$23,346,542



Note: Includes Supplemental and Statewide Recovery Fund (ARPA) appropriations.

# Programs and FY 2024 Budget Summary

Program Name	Brief Description of Program	FY 2024 Budget	# Served by Program
Administration	Provides executive oversight and administrative support of the agency, development of agency plans, policies and procedures; addresses requests from elected officials and provides them information regarding agency programs; provides agency budgeting, accounting, personnel and IT administrative support; and assures compliance with state, federal and agency fiscal and administrative laws, rules, mandates, policies and procedures.	\$736,567	Agency staff.
Program Services	Provides oversight of programs and seeks new partnership and investment opportunities with industry for increased economic growth.	\$1,107,954	720+ constituents, stakeholders, ad hoc advisory committees, higher education and career-tech representatives, nonprofit organizations, businesses, other agencies and state leaders.
Office of Science and Innovation	Program is responsible for collection of data to measure return on programs and OCAST investments as well as coordinating efforts to improve Oklahoma's rankings in relevant data reports. Program also communicates information about OCAST's research and technology support efforts and assists with ensuring effective policies serving Oklahoma innovators.	\$781,052	2,679 email subscribers, 47,445 website visits, 355 podcast downloads, 320+ Innovation Day Visitors, 43 newspaper mentions.



*Note: Budget amounts include revisions as of 12.01.23.*

# Programs and FY 2024 Budget Summary

Program Name	Brief Description of Program	FY 2024 Budget	# Served by Program
Oklahoma Health Research & Health Fellowship Program	OHR competitively awards funding for one-to-three-year research awards related to biotechnology. HF competitively awards funding for one-to-two-year postdoctoral work in biotechnology related projects.	\$1,932,406	138 projects.
Oklahoma Applied Research Support Programs	OARS competitively funds one-to-three-year projects supporting innovative technologies with strong commercial potential. This funding is designed to increase investment in the development of new technologies that will ultimately generate wealth for the state of Oklahoma and help grow and diversify the state's economy.	\$6,700,944	74 projects.
Undergraduate and Graduate Student Intern Partnerships	IP competitively awards funding for one-to-two-year projects that help retain Oklahoma's best and brightest students by matching undergraduate and graduate students with Oklahoma companies to help the company undertake and complete an innovative project benefiting both the student and company.	\$717,108	55 projects.



*Note: Budget amounts include revisions as of 12.01.23.*

# Programs and FY 2024 Budget Summary

Program Name	Brief Description of Program	FY 2024 Budget	# Served by Program
Oklahoma Inventors Assistance Service	Through a partnership with Oklahoma State University's New Product Development Center, Oklahoma's inventors are provided guidance and resources such as preliminary patent searches, market analyses, manufacturing referrals, engineering analyses, prototyping and drawing/model design.	\$619,700	142 Oklahoma inventors engaged in program services.
Small Business Research Assistance (SBRA)	Through a partnership with the University of Oklahoma's Oklahoma Catalyst Programs, innovators are provided technical assistance in their pursuit of federal R&D funding. SBRA services are tailored to the individual needs of participating small for-profit companies and provides guidance from the beginning of proposal preparation through commercialization.	\$282,000	22 innovators and entrepreneurs participating in support programs.
Oklahoma Industrial Extension Service	A public-private partnership with the Oklahoma Manufacturing Alliance (OMA) assisting Oklahoma's small and medium-sized manufacturers in gaining the ability to compete successfully in the national and international economy at progressively higher levels of value-added processes. IES helps manufacturers modernize to remain competitive and grow, while creating new and retaining existing manufacturing jobs in Oklahoma.	\$1,800,000	559 small and medium-sized Oklahoma manufacturers.



*Note: Budget amounts include revisions as of 12.01.23.*



# Programs and FY 2024 Budget Summary

Program Name	Brief Description of Program	FY 2024 Budget	# Served by Program
Oklahoma Technology Commercialization Center	A private-public partnership with i2E, Inc., to provide support to assist with the start-up and growth of technology-based firms in Oklahoma. Program will open for RFP for service delivery in FY 2024.	\$1,300,000	70 entrepreneurs, startup and early-stage technology companies, companies and researchers seeking new technologies to improve a product or process, and companies and researchers seeking to commercialize new technologies.
Technology Business Finance Program	A private-public partnership with i2E, Inc., promoting promising innovation and support efforts for commercialization by providing pre-seed stage financing to start-up companies, well-established firms and manufacturers.	\$752,622	140 Oklahoma startup stage technology-based companies since 1999.
Seed Capital	A private-public partnership with i2E, Inc., to provide seed capital investment in early-stage companies that are engaged in the commercialization of promising new technologies. Program funds will be put out for an RFP in 2023.	\$4,865,125	55 Oklahoma startup and early-stage technology-based companies since 2007.
Information Technology	Technology solutions and support to the agency.	\$390,474	14 OCAST employees.



Note: Budget amounts include revisions as of 12.01.23.

# Programs and FY 2024 Budget Summary

Program Name	Brief Description of Program	FY 2024 Budget	# Served by Program
Oklahoma Accelerator Program	A private-public partnership providing accelerator programming and support to the Oklahoma City area in partnership with Gener8tor, rural Oklahoma in partnership with Oklahoma Farm Bureau and AgLaunch, and Tulsa in a partnership with Techstars.	\$13,591,667	26 startups.
State Small Business Credit Initiative Investment Program	U.S. Treasury State Small Business Credit Initiative (SSBCI) funding to create the Oklahoma Venture Capital Investment program (OVCI). This program will provide venture capital to Oklahoma businesses through contracts with Oklahoma venture funds.	\$14,415,884	5 companies received investments.
State Small Business Credit Initiative Loan Program	U.S. Treasury State Small Business Credit Initiative (SSBCI) funding to create the Oklahoma Business Lending Partnership Program. This program will offer low interest loans to Oklahoma businesses through contracts with Oklahoma CDFI's and Oklahoma Banks.	\$9,610,590	First loans completed in December of 2023
State Small Business Credit Initiative Technical Assistance Program	U.S. Treasury State Small Business Credit Initiative (SSBCI) funding to create support program for businesses looking to participate in Oklahoma's SSBCI Programs.	\$684,693	Program will launch in early 2024.



Note: Budget amounts include revisions as of 12.01.23.

# Programs and FY 2024 Budget Summary

Program Name	Brief Description of Program	FY 2024 Budget	# Served by Program
Fab Lab Tulsa - ARPA	The workforce program at Fab Lab Tulsa teaches design thinking and digital fabrication skills for adults seeking to reskill and upskill to meet the rapidly changing environment of industrial digitalization.	\$5,000	Program still in initial rollout.
OKC Innovation District - ARPA	Provides funding to establish programs, buy equipment, and design a training area to assist in the reskilling or upskilling of Oklahomans to participate in the pharmaceuticals biologics industry.	\$8,325,000	Program still under construction.
Lawton Innovation Park - ARPA	Provides support for the Fires Innovation Science and Technology Accelerator (FISTA), STEM Education in disadvantages districts and their attached accelerator.	\$19,182,000	Program still under construction.
Manufacturing Skills Academy - ARPA	Provides training of workers for the manufacturing industry in Oklahoma.	\$7,625,000	Program still in initial rollout.
Oklahoma Aviation Academy - ARPA	Transforms the pipeline for the aviation workforce by establishing a central location at an airport to address education disparities by providing academic and other services for students focused on aviation.	\$20,000,000	Program still under construction.



*Note: Budget amounts include revisions as of 12.01.23.*

# Programs and FY 2024 Budget Summary

Program Name	Brief Description of Program	FY 2024 Budget	# Served by Program
TU Cyber Innovation Institute - ARPA	The Oklahoma Cyber Innovations Institute, located at the University of Tulsa, will partner with the local school districts and business community to provide a cyber focused workforce pipeline.	\$12,000,000	Program still under construction.
36 Degrees North - ARPA	Aids the Tulsa region's recovery from COVID-19 and helps address significant small businesses, workforce, and economic issues that arose from the pandemic.	\$5,000,000	Program and facilities under construction.
The Verge - ARPA	Supports an all-inclusive entrepreneurship center in the downtown Oklahoma City area with a business incubator for tech-enabled companies, third part accelerator for startups and community workspaces for aspiring business owners.	\$500,000	Program and facility still under construction.
OCAST Rural Technical Assistance - ARPA Program	Supports individuals and organizations in the entrepreneurship ecosystem for the growth of Oklahoma businesses located in rural communities.	\$1,000,000	Program still under construction.



*Note: Budget amounts include revisions as of 12.01.23.*

# Program Details

---

## Oklahoma Center for the Advancement of Science and Technology | FY 2024 Budget | \$133,925,786

### Administration | \$736,567

Provides executive oversight and administrative support of the agency including development of agency plans, policies and procedures. Division also addresses requests from elected officials and provides them information regarding agency programs. Additional responsibilities: provide agency budgeting, accounting, personnel and IT administrative support; assure compliance with state, federal and agency fiscal and administrative laws, rules, mandates, policies and procedures.

### Program Services | \$1,107,954

Turns concepts into technologies and helps build companies around those technologies. OCAST achieves this goal by supporting cutting-edge science and technology, utilizing processes recognized nationally and internationally for excellence, objectivity and economic impact.

Targeted industries include:

- Biotech (human health and agricultural science).
- Aerospace, autonomous systems, and defense.
- Energy diversification.

Programs and services are designed to enable Oklahoma innovators, entrepreneurs, high-tech businesses and manufacturers to accomplish research and development while supporting the transfer, commercialization and application of technology. Its statewide programs are intended to increase market share and encourage growth into new markets. OCAST invests in areas with the greatest potential for commercialization and highest return on investment.



# Program Details

---

## **Office of Science and Innovation (Formerly Technology Information Services) | \$781,052**

Office of Science and Innovation communicates information about OCAST's research and development support efforts, which may lead to private collaboration or monetary assistance for firms, farms and education. This program serves as the public information arm of the agency; facilitates communication and outreach with state public officials and urban, state and national organizations; disseminates OCAST's statewide impact; answers requests for information assistance; and notifies staff and board of relevant public policy developments.

They direct and support the planning, preparation and promotion of agency-sponsored events; special projects for development of OCAST's business plans; annual impact survey process; and coordinate development of the final reports.

## **Health Research and Health Fellowship Program | \$1,932,406**

The Health Research program (74 O.S. §§ 5060.14-18) competitively awards basic research funding for one- to three-year projects related to biotechnology. Eligible applicants are Oklahoma entrepreneurs, commercial enterprises, nonprofit organizations and research institutions. This funding enables researchers to gain experience and produce data needed to obtain larger grants from other sources, including federal agencies and public and private funding organizations, while also generating patents which, in the long-term, can lead to commercialization. Researchers also benefit from OCAST's annual Health Research Conference which focuses on supporting the development of new commercial products and services resulting from health research.

Health Fellowship is intended to help increase the number and quality of postdoctoral researchers in Oklahoma and was created at the direction of the Oklahoma Health Research Advisory Committee in response to the increasing demand for postdoctoral assistance. This need was identified by Oklahoma research institutions and the bioscience industry who urged the advisory committee to aid them in resolving the shortage of these early-stage investigators in the state.



# Program Details

---

## **Oklahoma Applied Research Supports (OARS) Program | \$6,700,944**

The Oklahoma Applied Research Support program (74 O.S. § 5060.19) funds projects for one-to three-years in technology areas identified in the 2021-2026 Science and Innovation Strategic Plan. Funding is based upon technical merit, potential for market success and commitment of resources by the applicant(s). Funding is available for both proof-of-concept and accelerated projects. The program requires a minimum of a one-dollar match from the applicant(s) for every state dollar awarded. Eligible applicants are Oklahoma entrepreneurs, businesses, research institutions and nonprofit organizations working with industrial partners. The accelerated component of this program requires that eligible projects be driven by private industry with the purpose of finding solutions to industry's innovation needs. The private sector collaborates with research institutions as necessary to successfully complete the OCAST funded project.

## **Undergraduate and Graduate Student Intern Partnerships | \$717,108**

The Intern program helps retain Oklahoma's best and brightest students by connecting undergraduate and graduate students involved in STEM disciplines with Oklahoma companies to complete innovative projects that benefit the career path of the student and, at the same time, addresses real innovation needs of the company. OCAST provides funding matched dollar-for-dollar by the industry partner to pay a STEM student to assist with the pursuit of an innovative solution to the company's technology needs. 98% of clients said they hired or retained their OCAST interns, helping them to find permanent careers in Oklahoma during or after completion of their internship.

The OCAST intern program:

- Allows businesses to gain access to funding for a skilled intern to help accomplish research and development.
- Provides students with hands-on experience outside of the classroom.
- Helps develop Oklahoma's next generation of scientists and engineers.
- Encourages industry-university collaboration.
- Helps students to be better prepared for STEM careers in Oklahoma while being immersed in the company's business culture.



# Program Details

---

## **Oklahoma Plant Science Research Program | \$495,596**

The Plant Science Research program (74 O.S. § 5060.53) competitively awards funds for basic research related to plant science for one- to two-year periods based on scientific merit, commitment of resources and the potential for eventual market success. Eligible applicants are Oklahoma entrepreneurs, commercial enterprises, research institutions and nonprofit research organizations.

## **Oklahoma Inventors Assistance Service (IAS) | \$619,700**

Through a partnership with Oklahoma State University's New Product Development Center, OCAST offers the Inventor's Assistance Service (IAS) (74 O.S. § 5064.4) which provides guidance and resources to Oklahoma's inventors to help them get their ideas to market. IAS provides services in the areas of preliminary patent searches, market analyses, manufacturing referrals, engineering analyses, prototyping and drawing/model design. The NPDC also links the innovative ideas and capabilities of Oklahoma's small and medium manufacturers with the knowledge and technical expertise of the land grant university's faculty, staff and students. This collaboration gives rise to the development and commercialization of economically competitive, new products and improves manufacturing practices, strengthening the state's economy; creating new, higher-quality and higher-wage jobs; improving existing jobs and encouraging capital investment in innovation.





# Program Details

---

## **Small Business Research Assistance (SBRA) | \$282,000**

Through the federal Small Business Innovation Research (SBIR) program, federal agencies provide early-stage, nondilutive capital for small, for-profit firms to address product feasibility studies and prototype development that is lacking in the private investment community. The federal Small Business Technology Transfer (STTR) program accomplishes this same purpose but requires collaboration between small for-profit firms and larger firms and between small for-profit firms and research institutions. Both the SBIR and STTR programs encourage transfer of technology into federal agency programs and the commercial market. OCAST's Small Business Research Assistance program (74 O.S. § 5060.19(D)) offers technical assistance via a contract with the University of Oklahoma's Oklahoma Catalyst Programs to improve the competitiveness of proposals through proposal development workshops, external expert proposal reviews, client referrals, collaboration building and partnership with commercialization support services. The program offers companies guidance in accessing additional OCAST support as well as other resources as appropriate to their respective stage of development.

## **Oklahoma Industrial Extension Service (IES) | \$1,800,000**

The Oklahoma Manufacturing Alliance is a private, nonprofit organization that manages OCAST's IES program (74 O.S. § 5060.26) through a contract with OCAST. This program provides leadership and technical assistance to Oklahoma's small- and medium-sized manufacturers to help them become progressively more successful in the marketplace and more efficient and innovative in their operation. Using federal, state, local and private industry funds, the OMA partners with local organizations to field regional manufacturing extension agents who deliver real, hands-on resources for improving productivity, increasing sales and reducing costs by providing services in technology application, workforce training, financing, market assessment and business principles. OMA's Applications Engineers, sponsored in part by Oklahoma State University, provide technical assistance to manufacturers where engineering resources may be limited. These locally accessible Applications Engineers assist with mechanical designs, plant layouts and a variety of other technical issues. OMA, in partnership with OCAST and the Oklahoma Department of Commerce, implemented and now manage the Connex Oklahoma supply chain database for the manufacturing industry as part of Supply Chain Oklahoma.



# Program Details

---

## **Oklahoma Technology Commercialization Center (OTCC) | \$1,300,000**

OCAST contracts with i2E, a small private nonprofit organization, to operate the Oklahoma Technology Commercialization Center (OTCC) program (74 O.S. § 5060.20b) that assists entrepreneurs and early-stage technology companies seeking to commercialize new technologies. The program focuses on assessing business and financial needs, guiding clients through the commercialization process and linking them to a comprehensive network of technology sources, including Oklahoma research institutions and other commercialization services. The program also provides specialized business development services and access to early-stage risk financing to help move new technology to the marketplace. OTCC prepares entrepreneurs to pursue investment capital and build partnerships with larger companies.

## **Technology Business Finance Program (TBFP) | \$752,622**

This program was authorized by the Technology Transfer Act of 1998 (74 O.S. § 5060.20a) to allow Oklahoma entrepreneurs to access critical early-stage, proof-of-concept financing through the OCAST program. Investments have historically been utilized for proof-of-concept, market validation, business planning, critical equipment purchase, human resource acquisition, and other business needs that are necessary for successful commercialization. The Technology Business Finance Program has been recognized by the National Governors Association as a model of best practices.



# Program Details

---

## **Seed Capital | \$4,865,125**

Through its Seed Capital program (74 O.S. § 5060.21), OCAST provides funding to innovative Oklahoma companies to incentivize co-investment. The statute and the related constitutional amendment allow the state to take an equity or debt position with firms – an authority that is unique to OCAST as a state agency. Required co-investment with the private sector as the majority investor leverages OCAST’s investment on behalf of the state. OCAST has invested prior years of Seed Capital funding through the Oklahoma Seed Capital Fund LLC, a for-profit subsidiary of i2E Inc. This year, a request for proposals will be open to all Oklahoma venture funds for this service.

The Seed Capital program also includes a concept component intended to address the needs of companies requiring a smaller seed capital investment for early-stage projects, which may develop into larger seed-capital investment opportunities if necessary as the company continues to grow in Oklahoma. The Seed Capital program has an estimated 23:1 return on investment.

## **Oklahoma Accelerator Program | \$13,591,667**

The Oklahoma Accelerator Program leverages private capital with the objective of stimulating growth of early-stage startup companies throughout this state by connecting them with global entrepreneurial ecosystems to drive business talent and investment opportunities. This program operates in a public-private partnership with Gener8tor to provide accelerator programming to the Oklahoma City area, Oklahoma Farm Bureau and AgLaunch to provide accelerator programming to rural Oklahoma, and Techstars to provide accelerator programming to the Tulsa area.



# Program Details

---

## **SSBCI Investment Program | \$14,415,884**

U.S. Treasury State Small Business Credit Initiative (SSBCI) funding to create the Oklahoma Venture Capital Investment program (OVCI). The OVCI program is set to strengthen the state's economy and incentivize the growth of private venture capital in Oklahoma by investing nearly \$49 million of SSBCI dollars in Oklahoma-based venture funds. Through an RFP process, OCAST will award SSBCI dollars to Oklahoma-based venture funds for the purpose of making investments in Oklahoma-based innovation companies. Selected venture funds will be required to match every dollar of federal funds with a minimum of one dollar of matching private investment capital.

This program amount reflects the first tranche of funding received from the U.S. Treasury. Oklahoma will be eligible to receive two additional tranches once program requirements are met.

## **SSBCI Investment Program | \$9,610,590**

U.S. Treasury State Small Business Credit Initiative (SSBCI) funding to create the Oklahoma Business Lending Partnership program (OBLP). The OBLP program will provide up to \$32.7 million in nondilutive loans. These loans will be administered through selected Oklahoma Community Development Financial Institutions (CDFIs) and Oklahoma-based banks. Partners will be selected through an RFP process.

This program amount reflects the first tranche of funding received from the U.S. Treasury. Oklahoma will be eligible to receive two additional tranches once program requirements are met.



# Program Details

---

## **SSBCI Technical Assistance Program | \$684,693**

U.S. Treasury State Small Business Credit Initiative (SSBCI) funding to create a technical assistance program to provide support to Oklahoma businesses and startups seeking to qualify for other SSBCI programs. Program specifications are currently under review with the U.S. Treasury and will be announced upon approval.

This program amount reflects the anticipated first tranche of funding received from the U.S. Treasury. Oklahoma will be eligible to receive two additional tranches once program requirements are met.



## AGENCY ACCOMPLISHMENTS

- Launched the US Treasury State Small Business Investment Program, significantly enhancing access to capital for small businesses across the state. This initiative will inject \$82 million into the local economy that will be matched by a minimum of \$1-to-\$1 of new private investment.
- Achieved a milestone with a record-breaking 60 applications for the Oklahoma Applied Research Program.
- Established and prioritized the STEM Internship Pipeline program.
- Implemented the Oklahoma Accelerator program, including finalizing contracts with three separate entities, initiating the first cohorts, and garnering legislative support.
- Hosted the inaugural Innovation Day at the Capital, attracting over 300 attendees, 36 innovators, and numerous resources from across the state.

## AGENCY GOALS

- Foster statewide collaboration amongst Oklahoma's research institutions, industry, and businesses to facilitate knowledge transfer, technological innovation, and research commercialization through the Oklahoma Innovation Ecosystem.
- Create an easy transition from innovation to market impact in biotechnology, aviation/autonomous systems/defense, and energy by bridging the gap between research outputs and commercialization.
- Promote STEM and workforce development by partnering with educational institutions and industry leaders to provide high quality STEM internships directly related to the active industry growth of Oklahoma businesses.
- Improve access to capital for Oklahoma innovators, startups, and small businesses.
- Support hiring and retention of high-wage and/or high-skill jobs in Oklahoma's biotechnology, aviation/autonomous systems/defense, and energy fields.





**OKLAHOMA**  
Oklahoma Space Industry  
Development Authority

## Craig Smith Executive Director



The **Oklahoma Space Industry Development Authority (OSIDA)** serves as the authority to:

- Plan spaceport systems and projects in the State of Oklahoma.
- Promote the development and improvement of space exploration and spaceport facilities.
- Stimulate the development of space commerce and education, including, but not limited to, the commercialization of the space industry and development of space-related industries throughout the state.
- Promote research and development related to space and space-related industry.
- To promote tourism in connection with the aforementioned activities.

Founded in **1999**, this agency now encompasses:

- The Oklahoma Air & Space Port Aerospace Industrial Complex operating at Clinton-Sherman Airport (KCSM) in Burns Flat, OK.

# Agency Vision, Mission and Core Values

## **Vision:**

Foster a commercial spaceport to expand and economically develop the aerospace frontier with advanced spacecraft operating facilities and concentrations of aerospace industries in Oklahoma. Provide visionary planning necessary to place Oklahoma in the forefront of national efforts to access space more cheaply and safely. Aggressive business development will attract aerospace-related industries, furthering a positive economic development impact.

## **Mission:**

Plan and develop spaceport facilities, launch systems and projects, and promote and stimulate the creation of aerospace commerce and education. Promote the benefits of the Oklahoma Air and Space Port, including space flight operations; aeronautical research and development; flight testing; unmanned aerial systems research; and aerospace-related maintenance, repair, and overhaul.

## **Core Values:**

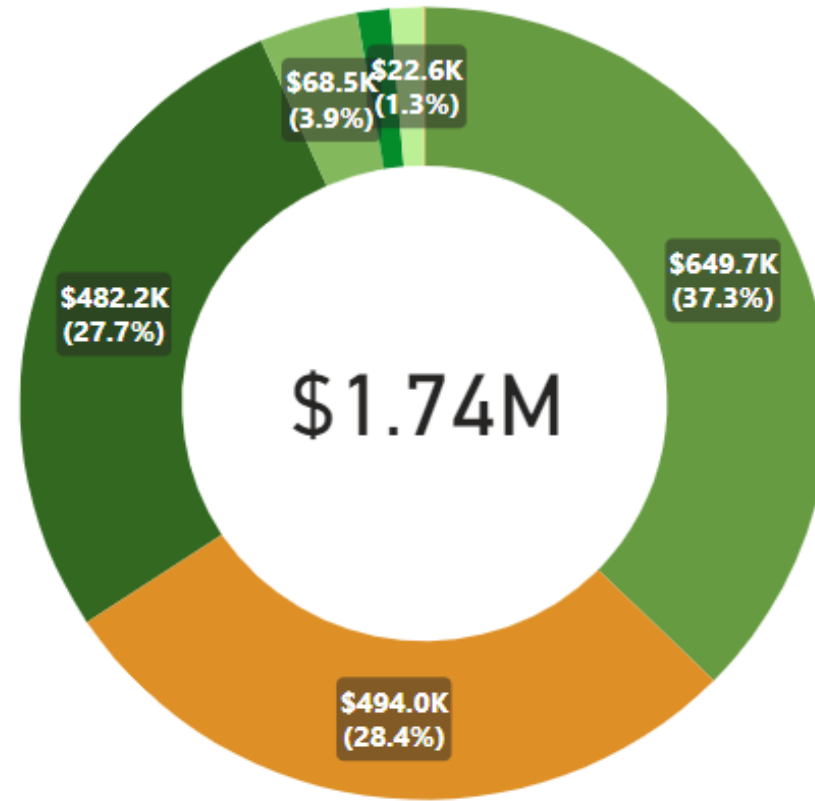
Uphold the principles of integrity, professional courtesy, equality, fairness and service. Maintain a high degree of professional ethics, ability and job satisfaction to further economic development. Treat customers with fairness, respect, attention and service. Approach assignments with honesty, teamwork, commitment, hard work, respect for the individual, and clearly defined objectives. Directors of the Board will lead the way by example and through continuous staff instruction in the principles of public service.





# Oklahoma Space Industry Development Authority FY 2023 Expenditures

Expense Group	Sum of Amount
Professional Services	\$649,660
Buildings & Facilities	\$494,009
Personnel	\$482,211
General Administration	\$68,529
IT	\$22,831
Travel	\$22,647
Fleet	\$1,061
<b>Total</b>	<b>\$1,740,948</b>

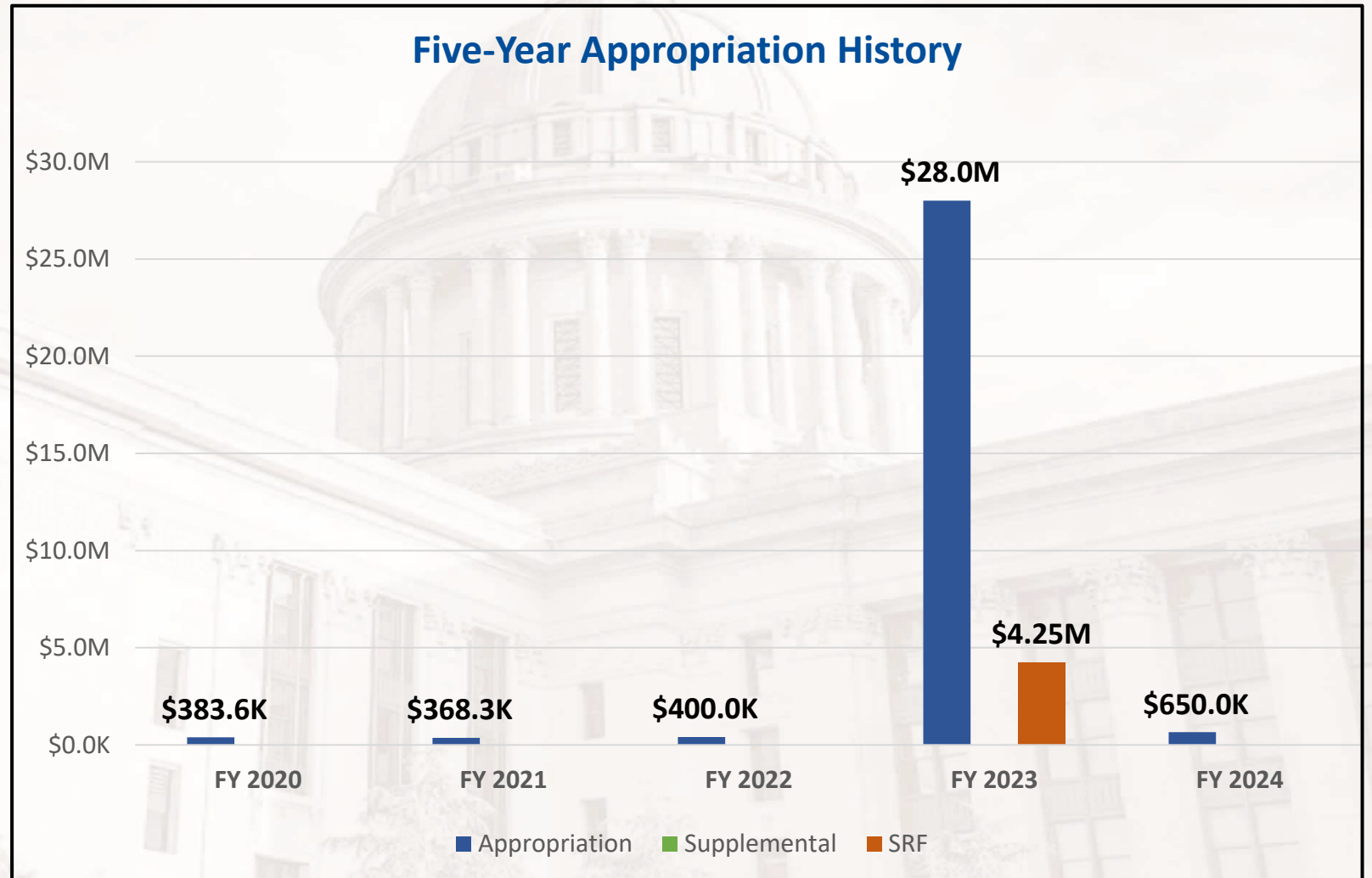


Operating	Grants & Pass-Throughs
Personnel	Medicaid
Professional Services	Assistance Payments
General Administration	Pass-throughs
IT	Program Reimbursements
Travel	
Capital	Other
Buildings & Facilities	Other
Highways & Bridges	Statewide Medical Claims
Debt Service	
Fleet	

Note: Data obtained on 1.03.24.

# Appropriation History

Fiscal Year	Legislated Appropriation (\$) (Includes supplementals and SRF/ARPA.)
FY 2020	\$383,599
FY 2021	\$368,255
FY 2022	\$400,000
FY 2023	\$32,250,000
FY 2024	\$650,000



Note: FY 2023 appropriations include \$27.5 million in Progressing Rural Economic Prosperity (PREP) funding for infrastructure and facility improvements across the air and space port campus.

# Programs and FY 2024 Budget Summary

Program Name	Brief Description of Program	FY 2024 Budget	# Served by Program
Airport Joint Use Agreement	Five-year contractual agreement with the U.S. Air Force, mainly Altus AFB and Vance AFB, for use of airport major runway and ancillary airport services including air traffic control towers and aircraft rescue and firefighting (ARFF).	\$3,282,330	Over 500 individuals.
General Operations	Management, promotion, development and upkeep of the spaceport, airport and industrial airpark.	\$12,890,315	Over 500 individuals.
IS Data Processing	IT management and data services.	\$28,654	Eight full-time employees.
ARPA Air and Spaceport Upgrades	Water/Wastewater Upgrade and Expansion of High-speed (Broadband) Internet.	\$2,250,000	Approximately 2,000.



*Note: Budget amounts include revisions as of 12.01.23.*

# Program Details

---

## Oklahoma Space Industry Development Authority | FY 2024 Budget | \$18,451,299

### General Operations | \$12,890,315

The Oklahoma Air and Space Port is a 2,700-acre airport, spaceport, and industrial airpark. It has one of the longest and widest runways in North America (13,503' x 300', with 1,000-foot overruns) with a 100-acre concrete ramp for aircraft parking and six commercial-size aircraft hangars (total of 100,000 square feet) ideal for lease, storage, maintenance repair overhaul operations, aircraft painting, and interior refurbishment. The Oklahoma Air and Space Port is a Federal Aviation Administration (FAA) public-use airport with an operational air traffic control tower and fire, crash and rescue unit.

The airpark consists of over 1,000 acres of land available for lease and expansion. Bonding authority is available to build to customer specifications. The aerospace industrial airpark is set apart from the FAA and Office of Commercial Space Transportation; however, the FAA mandates that all monies generated on the airport be accounted for and utilized for the upkeep, maintenance, and repair of the Air and Space Port infrastructure only.

### Airport Joint Use Agreement | \$3,282,330

Contractual agreement with the U.S. Air Force (mainly Altus AFB and Vance AFB) for use of airport major runway and ancillary airport services including air traffic control towers and aircraft rescue and firefighting (ARFF).

### ARPA Air and Space Port Upgrades | \$2,250,000

Water/Wastewater Repair and Upgrade. Expansion of High-speed (Broadband) Internet.



## AGENCY ACCOMPLISHMENTS

- For the first time since OSIDA acquired the facility in 2006, all of the existing hangars are currently leased.
- Continuing agreement with large international aircraft manufacturer to utilize airport assets and facilities for commercial aircraft testing and development.
- Contracted engineering firms for multi-million-dollar PREP and Air Force funded runway/taxiway/apron pavement repair project and ARPA funded water/wastewater projects – expect to begin mid-2024.
- Renewed, extended term, and expanded leased space with tenant that successfully completed office renovation, roof repair, painting, and HVAC replacement.
- Utilizing day lease and other short-term agreements, OSIDA continues to host aircraft, terrestrial vehicle (and other technologies) testing and activities.
- Secured agreement with former NASA Administrator to implement statewide strategic space business development plan.

## AGENCY GOALS

- Repair, improve, and implement long-term maintenance plan for runways, taxiways, apron, and other airport facilities, including the massive 13,503'x300' runway, the 4th-largest concrete civilian runway in North America.
- Retain existing tenants, continue efforts to recruit and secure lease and use agreements with new tenants.
- Increase lease interest and land use utilizing marketing and site-development study, strategic development plan, extension of high-speed infrastructure, security enhancements, as well as improvement to or removal of dilapidated structures.
- Identify and secure 'detect and avoidance' monitoring technology system to satisfy FAA and other airspace users for expanded testing and development.
- Complete needed improvements to water and wastewater system to accommodate increasing airport and airpark capacity.
- Develop necessary assets to attract and retain companies involved in space-related business activities.





**OKLAHOMA**  
**Rehabilitation Services**

## Melinda Fruendt Director



The **Department of Rehabilitation Services (DRS)** provides assistance to Oklahomans with disabilities through vocational rehabilitation, employment, independent living, residential and outreach education programs. The agency also determines medical eligibility for disability benefits.

Founded in **1993**, this agency now encompasses the following programs:

- Vocational Rehabilitation (VR).
- Services for the Blind and Visually Impaired (SBVI).
- Oklahoma School for the Blind (OSB).
- Oklahoma School for the Deaf (OSD).
- Disability Determination Services (DDS).

# Agency Vision, Mission and Core Values

## **Vision:**

Embrace the journey with the belief in service to others so that they can improve their lives.

## **Mission:**

Empower Oklahomans with disabilities.

## **Core Values:**

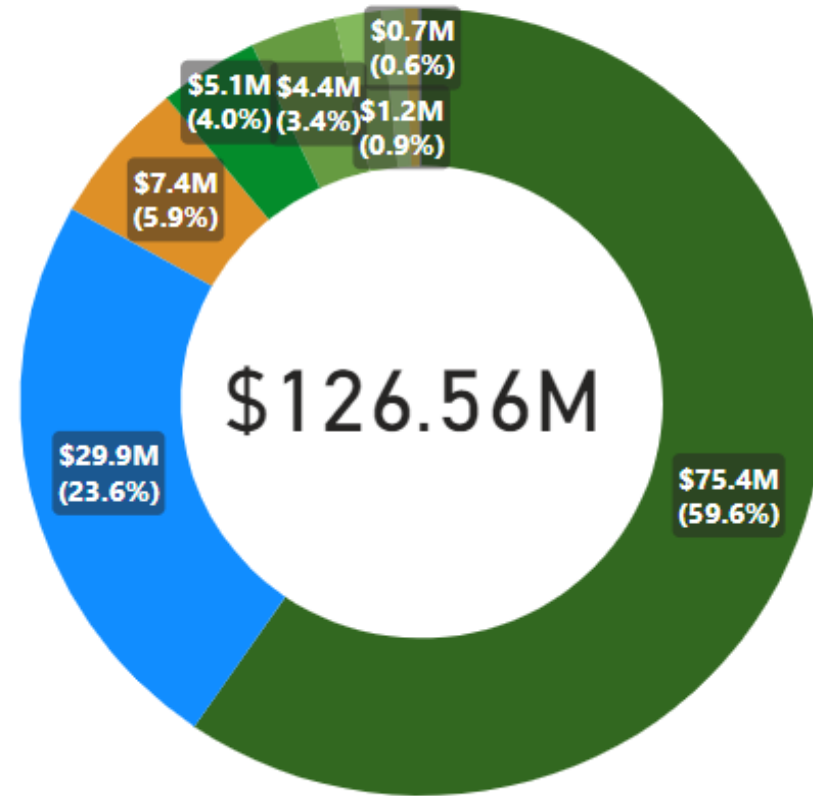
Committed to service quality and excellence. This excellence requires building successful relationships and a system of performance.



# Department of Rehabilitation Services

## FY 2023 Expenditures

Expense Group	Sum of Amount
Personnel	\$75,407,973
Assistance Payments	\$29,861,796
Buildings & Facilities	\$7,445,716
IT	\$5,070,833
Professional Services	\$4,359,927
General Administration	\$2,386,845
Travel	\$1,160,884
Fleet	\$705,425
Other	\$103,132
Pass-throughs	\$58,581
Medicaid	\$1,537
<b>Total</b>	<b>\$126,562,648</b>



### Expense Group

- Personnel
- Assistance Payments
- Buildings & Facilities
- IT
- Professional Services
- General Administration
- Travel
- Fleet
- Other
- Pass-throughs
- Medicaid

Operating	Grants & Pass-Throughs
● Personnel	● Medicaid
● Professional Services	● Assistance Payments
● General Administration	● Pass-throughs
● IT	● Program Reimbursements
● Travel	

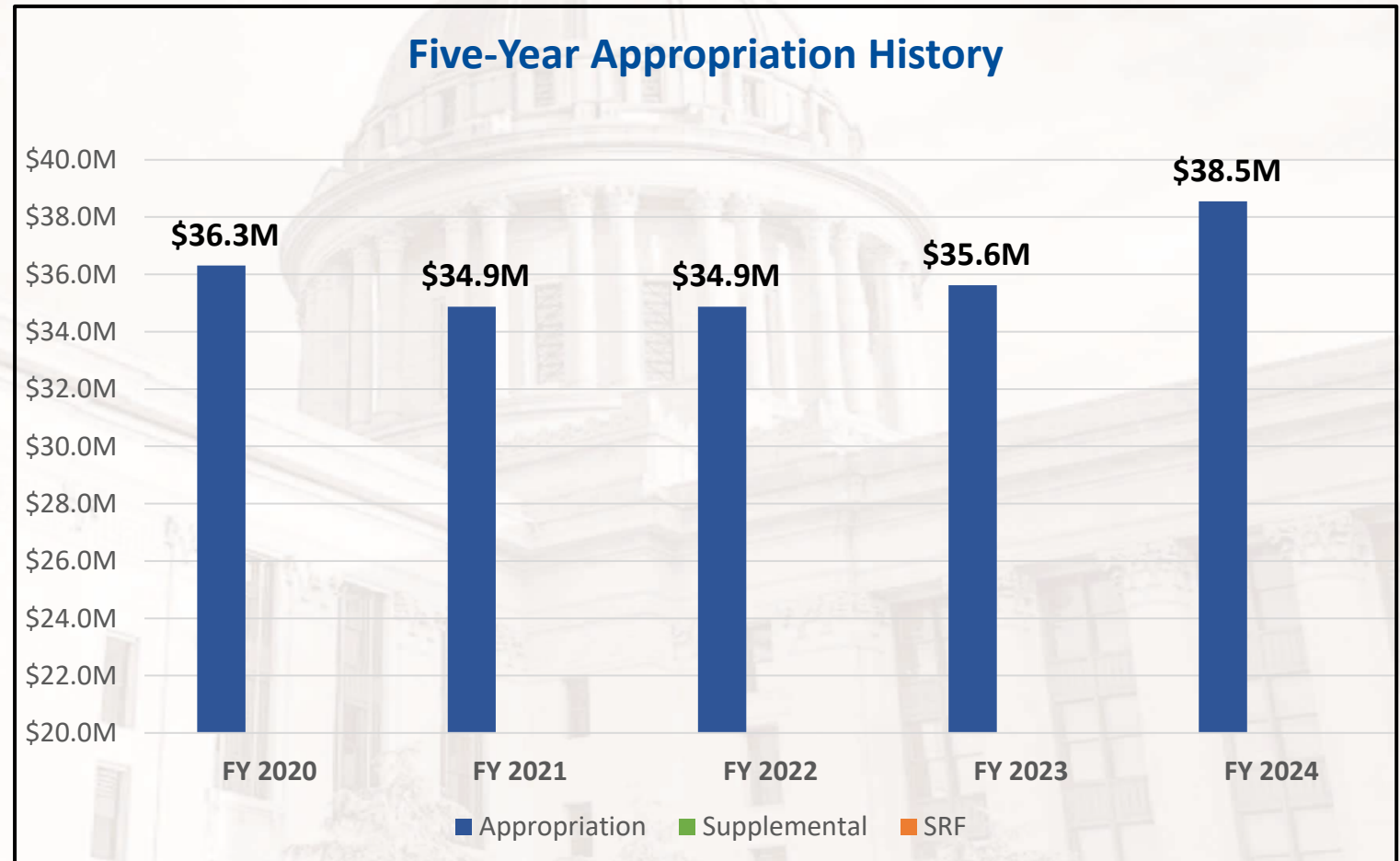
Capital	Other
● Buildings & Facilities	● Other
● Highways & Bridges	● Statewide Medical Claims
● Debt Service	
● Fleet	

Note: Data obtained on 1.03.24.



# Appropriation History

Fiscal Year	Legislated Appropriation (\$) <i>(includes supplementals and SRF/ARPA)</i>
FY 2020	\$36,309,099
FY 2021	\$34,875,002
FY 2022	\$34,875,002
FY 2023	\$35,623,295
FY 2024	\$38,542,951



# Programs and FY 2024 Budget Summary

Program Name	Brief Description of Program	FY 2024 Budget	# Served by Program
Vocational Rehabilitation and Services for the Blind and Visually Impaired	Provides services to Oklahomans with disabilities seeking employment, independence and an enriched quality of life.	\$78,700,282	16,084 individuals with disabilities seeking employment.
Oklahoma School for the Blind	Serves students with visual impairments, birth through age 21.	\$9,894,289	369 individuals, including 86 day/residential students and student outreach.
Oklahoma School for the Deaf	Serves children who are deaf and hard of hearing, birth through age 21.	\$13,005,936	25,641 individuals, including 118 day/residential students and participants in American Sign Language classes in Oklahoma.
Disability Determination Services	Serves Oklahomans seeking disability benefits.	\$56,394,600	54,084 Oklahomans seeking disability benefits.
Support Services	Provides accounting, financial services, general administration, legal services, and human resources management to staff across all programs.	\$9,796,191	Employees and clients.
Information Services	Information technology supporting agency programs.	\$8,776,381	Employees and clients.
Capital Outlay	Capital projects to improve and maintain the School for the Blind, School for the Deaf, and other capital assets.	\$8,261,214	Students at OSB and OSD.



*Note: Budget amounts include revisions as of 12.01.23.*

# Program Details

---

## Department of Rehabilitation Services | FY 2024 Budget | \$184,828,893

### Vocational Rehabilitation and Services for the Blind and Visually Impaired (VR and SBVI) | \$78,700,282

This program assists persons with disabilities with entering or remaining in the workforce, which reduces or eliminates their dependence on disability benefits and other social assistance programs (Medicaid, etc.). Eligible individuals are those who have a physical or mental impairment that results in a substantial impediment to employment, who can benefit from VR services for employment, and who require VR services.

This program is a state-federal partnership funded at roughly 21.3% state participation and 78.7% federal participation. The rehabilitation teaching program, older blind services program, ABLE Tech program and the Library for the Blind assist blind individuals with developing or improving daily living skills to become more independent in their homes and communities. The Library for the Blind provides public schools with Braille and large-print textbooks and other educational materials for students who are blind or have low vision.

The Business Enterprise Program (BEP) administers the vending facility program authorized by the Randolph-Sheppard Act, which provides employment opportunities for qualified persons who are blind.

On Feb. 15, 2023, DRS opened Priority Group 1. The waiting list is reviewed monthly for Priority Groups 2 and 3. During FY 2023, DRS released 2,055 individuals off the waiting list. As of December 2023, 1,200 individuals remain on the waiting list for services, compared to 180 individuals on the waiting list as of December 2022.



# Program Details

---

## **Oklahoma School for the Blind | \$9,894,289**

The Oklahoma School for the Blind (OSB) is a residential program designed to meet the educational, social, and emotional needs of youth who are blind or have a visual impairment. OSB provides a summer program and outreach and evaluation services to students with visual disabilities in public school systems throughout the state. OSB also serves as a resource center to assist parents of children with visual disabilities, school districts and other agencies serving children with visual disabilities.

## **Oklahoma School for the Deaf | \$13,005,936**

The Oklahoma School for the Deaf (OSD) provides academic, vocational, social/emotional, and cultural opportunities and training for students who are deaf or hard of hearing so they may become productive citizens. OSD provides a summer program, preschool programs, outreach and evaluation services, training and equipment programs, and American Sign Language (ASL) classes. OSD serves as a resource center to assist parents of children who are deaf or hard of hearing, school districts and other agencies serving deaf children. In FY 2023, OSD provided ASL classes in communities and online to almost 453,000 persons, including 428,000 out of state/country.

## **Disability Determination Services | \$56,394,600**

Disability Determination Services (DDS) is responsible for making medical and blindness eligibility determinations for Supplemental Security Income (SSI) disability and Social Security disability income programs. This process requires obtaining medical and vocational information, conducting a thorough review of available medical evidence, purchasing additional medical evidence when needed, and deciding the claimant's eligibility to receive benefits under the rules and regulations provided by the Social Security Administration (SSA). DDS is 100% federally funded and work is performed under the supervision of the SSA regional office in Dallas, Texas. DDS employs 334 full-time equivalent employees.



The Oklahoma Department of Rehabilitation Services engages Oklahomans aged 16 and above who have disabilities and helps put them on a path to independence. DRS staff help our clients build a foundation for a lifetime of employment.

Vocational Rehabilitation and Services for the Blind and Visually Impaired staff make it possible for Oklahomans with disabilities to live independently and pursue economic freedom through work.

VR and SBVI staff use a range of tools that empower our clients, including in-person counseling, testing and online tools to see that each individual is on a path to start or return to work. DRS staff remove any barriers to employment for each client, knowing that Oklahomans with disabilities can become taxpayers and strengthen the state's workforce.

In FY 2023, VR and SBVI staff served 13,363 clients. A total of 2,119 employment plans were completed and 1,055 employment outcomes achieved. Newly employed clients earn an average salary of \$28,414 and pay \$4,262 in taxes.

Each year, more Oklahomans with disabilities are being added to the state work force, strengthening it to meet the needs of businesses for decades to come.

A STORY OF  
*Success*

*A person may be eligible for **Vocational Rehabilitation** services if he or she has a significant physical, emotional, mental, or learning disability that is a substantial barrier to employment and requires VR services to prepare for, obtain, keep or return to work.*

*A person may be eligible for vocational rehabilitation from SBVI if he or she has blindness or a significant visual impairment that is a substantial barrier to employment and requires services to prepare for, obtain, keep or return to work.*



Oklahoma Works brings all of our state's workforce resources together, connecting employers, employees and job-seekers to information and programs that help build Oklahoma's workforce.

## AGENCY ACCOMPLISHMENTS

- Assisted 96,178 Oklahomans with disabilities and their families.
- Assisted 13,363 consumers with their VR and SBVI rehabilitation plan.
  - 1,055 consumers attained employment and 2,055 cases were released from the waiting list.
  - Average taxes on earnings of the consumers employed is \$4,262.
  - Employment reduces the need for disability benefits and other social supports.
- Achieved 100% graduation rates for both Oklahoma School for the Blind and Oklahoma School for the Deaf.
- Disability Determination Services continued to excel nationally in all standards.
- OSD embraced a bilingual culture for the campus and has implemented a Deaf Mentor/Parent Advisor Program to enhance a student's ability to better navigate between the hearing and non-hearing world.

## AGENCY GOALS

- Clear at least 50% of Priority Group 2 waiting list monthly for the Vocational Rehabilitation and Services for the Blind and Visually Impaired programs.
- Maintain graduation rate at 90% or higher each year for students at the Oklahoma School for the Blind and Oklahoma School for the Deaf.
- Maintain the Disability Determination Services decision accuracy rate at a level greater than the national accuracy rate. The decision accuracy rate measures the validity of the adjudication of the claim.





**OKLAHOMA**  
Tourism & Recreation

## Shelley Zumwalt Secretary of Tourism Executive Director



The **Oklahoma Tourism and Recreation Department (OTRD)** serves Oklahoma by conserving and protecting the parkland under the control of the Commission, oversees the operation and maintenance of the state's lodges and golf courses, promotes tourism by publicity and dissemination of information, assists in promotion of events sponsored by municipalities or associations commemorating special events of local or historical interest, educates the public on the history of Oklahoma, and functions in an advisory capacity to the Governor, state Legislature, state agencies, municipalities, and to private organizations on matters pertaining to tourism and recreation.

Founded in **1972** (74 O.S. § 2202), this agency now encompasses the following divisions:

- Oklahoma State Parks.
- Travel Promotion.
- Administration.

The Oklahoma Tourism and Recreation Department also oversees:

- Multi-county tourism organizations.
- Travel information centers.
- Oklahoma Today magazine and Discover Oklahoma television show.
- Land and Water Conservation Fund and Recreational Trails Programs.

# Agency Vision, Mission and Core Values

## **Vision:**

Effectively support the tourism industry in Oklahoma, promoting the state's third-largest economic sector and growing visitation to, and within, Oklahoma. The Oklahoma State Park system is among the best in the nation, effectively conserving Oklahoma's parklands for future generations while providing high-quality opportunities for all visitors to recreate and connect with nature.

## **Mission:**

To advance the exceptional quality of life in Oklahoma by preserving, maintaining, and promoting our natural assets and cultural richness through tourism.

## **Core Values:**

- Loyalty - To our mission and the people of Oklahoma.
- Duty - Fulfill our obligations.
- Respect - Treat all people with dignity and expect others to do the same.
- Selfless Service - Commitment to our mission always.
- Honor - Live up to our values every day.
- Integrity - Do what's right, legally, morally and ethically.
- Personal Courage - Continue forward on the right path, even when it is difficult.

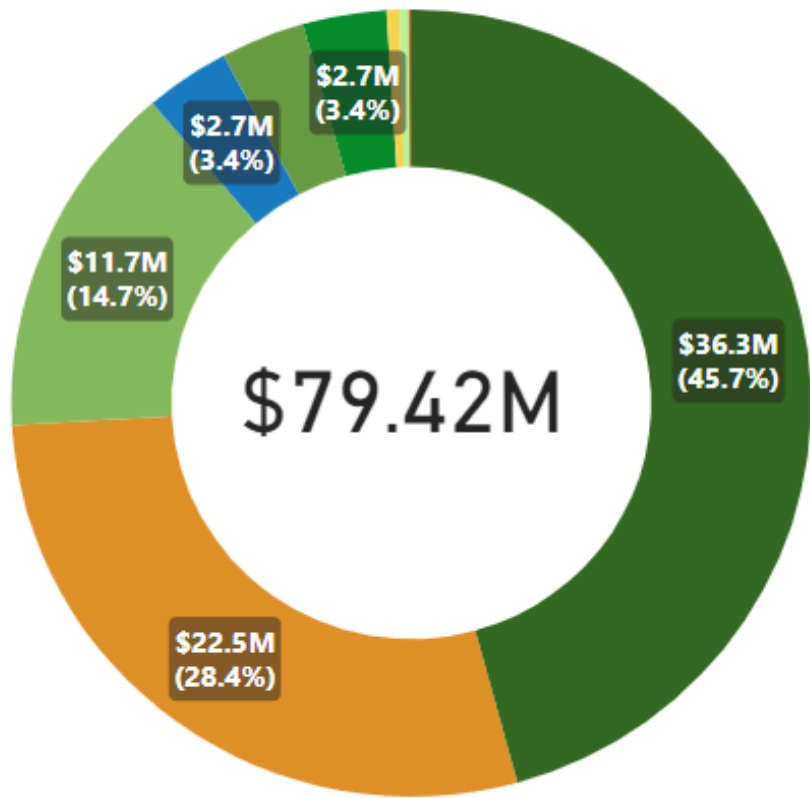




# Tourism and Recreation Department

## FY 2023 Expenditures

Expense Group	Sum of Amount
Personnel	\$36,305,476
Buildings & Facilities	\$22,543,479
General Administration	\$11,660,430
Pass-throughs	\$2,735,582
Professional Services	\$2,696,440
IT	\$2,687,403
Fleet	\$393,015
Travel	\$311,516
Highway & Bridges	\$82,058
Other	\$708
<b>Total</b>	<b>\$79,416,107</b>



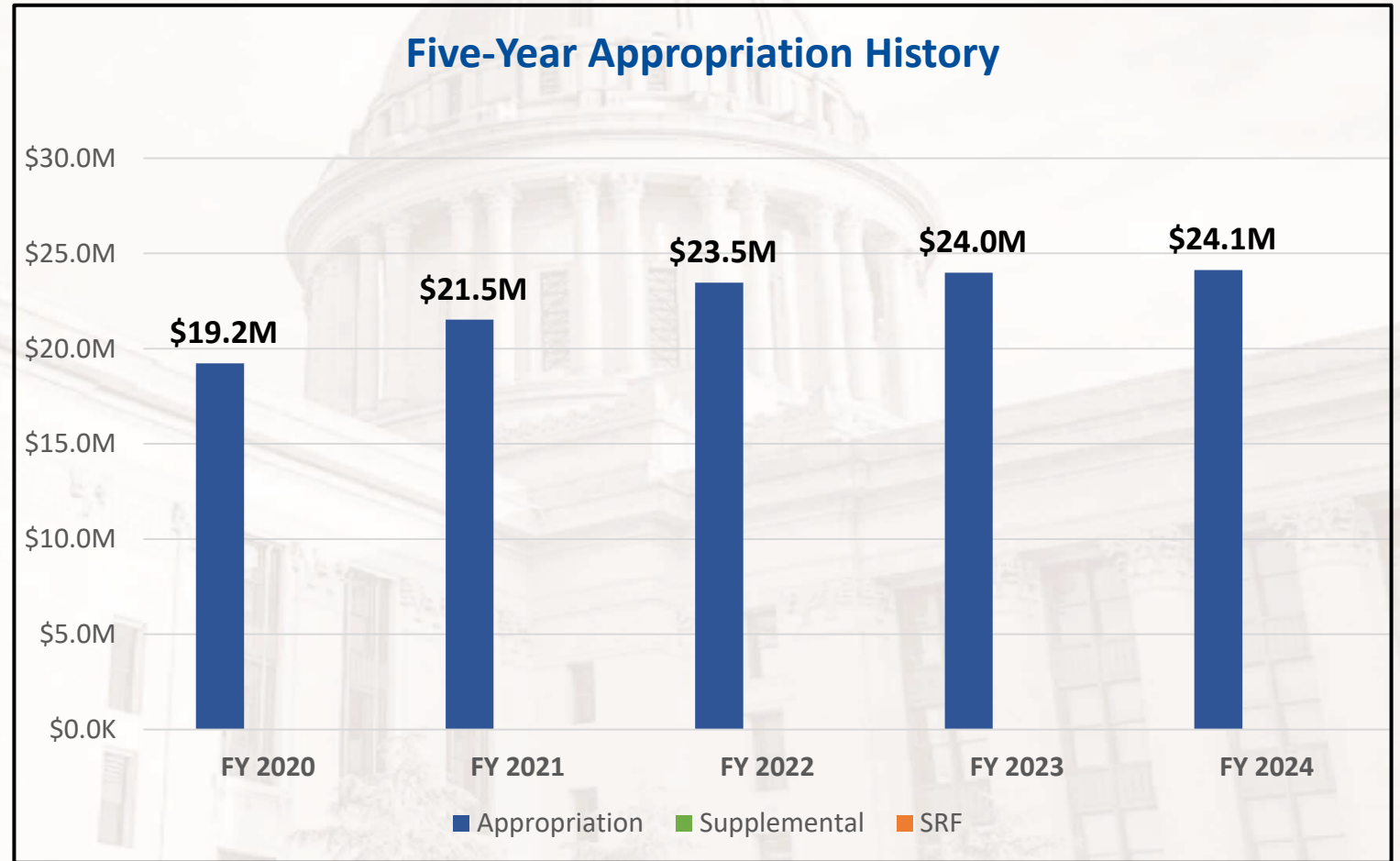
- Expense Group**
- Personnel
  - Buildings & Facilities
  - General Administration
  - Pass-throughs
  - Professional Services
  - IT
  - Fleet
  - Travel
  - Highway & Bridges
  - Other

Operating	Grants & Pass-Throughs
● Personnel	● Medicaid
● Professional Services	● Assistance Payments
● General Administration	● Pass-throughs
● IT	● Program Reimbursements
● Travel	
Capital	Other
● Buildings & Facilities	● Other
● Highways & Bridges	● Statewide Medical Claims
● Debt Service	
● Fleet	

Note: Data obtained on 1.03.24.

# Appropriation History

Fiscal Year	Legislated Appropriation (\$) <i>(includes supplementals and SRF/ARPA)</i>
FY 2020	\$19,232,198
FY 2021	\$21,524,457
FY 2022	\$23,461,601
FY 2023	\$23,988,776
FY 2024	\$24,130,726



# Programs and FY 2024 Budget Summary

Program Name	Brief Description of Program	FY 2024 Budget	# Served by Program
State Parks	Preserve, program, improve, equip, furnish, and manage the public land and public recreational facilities in 33 Oklahoma state parks.	\$52,332,168	Over 10.62 million park visits in FY 2022.
Travel Promotion	Promote Oklahoma as a travel destination to domestic and international visitors, educate Oklahoma residents about the many things to do and see in-state, and provide marketing support for the Oklahoma tourism industry.	\$14,498,488	17.7 million visitors to Oklahoma in 2021, per the CY 2021 Oklahoma Visitor Profile Report conducted by OmniTrak.
Administration	Agency administration.	\$4,663,223	Employees and job applicants of the agency.
Information Technology	Agency information technology services.	\$2,647,326	The entire agency, as well as the public.
Capital Projects	Agency capital projects, mainly for state parks.	\$19,093,308	Over 10.62 million park visits in FY 2022.



*Note: Budget amounts include revisions as of 12.03.23.*

# Program Details

---

## Oklahoma Tourism and Recreation Department | FY 2024 Budget | \$93,234,308

### State Parks | \$52,332,168

The State Parks Division is responsible for preserving, programming, improving, equipping, furnishing, and managing the public land and public recreational facilities in 33 state parks. This responsibility includes 62,000 acres of natural resources, historic structures, cabins, campsites, scenic trails, boating opportunities, comfort stations, and other public recreational facilities. The purpose of the Division of State Parks is to plan, acquire, construct, enlarge, erect, improve, equip, furnish, conserve, and preserve public recreation facilities. This division manages the federal Land and Water Conservation Fund Program, the Recreational Trails Program, and the Boating Infrastructure Grants Program.

### Travel Promotion | \$14,498,488

Travel Promotion is responsible for promoting Oklahoma as a travel destination to domestic and international visitors, educating Oklahoma residents about the many things to do and see in-state, and providing marketing support for the Oklahoma tourism industry. Brands and services within the Travel Promotion division include TravelOK.com, Oklahoma Today Magazine, the Discover Oklahoma television show, nine tourism information centers, consumer and trade marketing, brochure fulfillment, advertising sales, research, travel guides, and statewide branding campaigns.

### Capital Projects | \$19,093,103

Capital Projects is responsible for capital improvements to the 33 state parks. This responsibility includes 62,000 acres of natural resources, historic structures, cabins, campsites, scenic trails, boating opportunities, comfort stations, and other public recreational facilities.



Over the past few years, tourism has grown to become one of Oklahoma's largest economic assets, and the Oklahoma Tourism and Recreation Department (OTRD) is reporting another year of record-breaking numbers for the state. In 2022, tourism brought an unprecedented \$11.8 billion in travel spending, an increase of 12.3% from the prior year, and is the state's largest year-over-year percentage increase in nearly a decade.

As the state's marketing agency, OTRD works daily to promote Oklahoma to potential visitors around the world. The agency's efforts helped bring 18.3 million visitors in 2022, with nearly two-thirds coming from outside of Oklahoma. Tourism is Oklahoma's third-largest industry, second only to oil and gas in bringing out-of-state dollars directly to Oklahoma.

Tourism supports Oklahoma's local economies, their workforce and economic well-being. With a 60:1 return on investment, OTRD's efforts in promoting Oklahoma directly improve local economies. Last year, tourism supported more than 100,000 jobs in Oklahoma, a 5.3% increase from the year prior. The industry also brought \$833 million in state and local taxes, with local tax receipts growing by 7.5%.

## A STORY OF *Success*

Oklahoma has an amazing diversity of state parks! Across 62,000 acres, there is something for everyone:

- The world's largest natural gypsum cave at ***Alabaster Caverns***.
- Eagle spotting at ***Keystone*** and ***Lake Thunderbird***.
- The 18-mile rugged mountain trail at ***Greenleaf***.
- Sand dunes up to 75 feet tall in ***Little Sahara***.
- Hunting selenite crystals at ***Salt Plains***.
- The scuba diving park at ***Tenkiller***.
- Spectacular fall foliage at ***Roman Nose*** and ***Beaver's Bend***.



LAND OF  
WIDE OPEN WONDER

## AGENCY ACCOMPLISHMENTS

- Reopened all six State Park restaurants in partnership with OMES to ensure completely transparent process.
- Centralized concessionaire contracting process, merchandise for resale to realize economies of scale; and IT projects/management.
- Executed cost-benefit strategy for marketing and reallocated funding for more targeted consumer market.
- Executed cost-benefit strategy for printing and reduced printing by approximately \$1 million.
- Developed a new budgeting tool for managers to assist with making financial decisions.
- Launched the agency's first-ever pop-up shop, generating nearly \$20,000 in the three weeks leading up to Christmas.
- Launched OTRD's exclusive permanent online store in August 2023.
- Achieved record-breaking attendance of OTRD's annual First Day Hikes.

## AGENCY GOALS

- Start 8-year Deferred Maintenance Plan (if funded).
- Implement asset management system to allow for better tracking and management of assets.
- Increase revenue from resale of merchandise by 10%.
- Streamline the accounts payable process to implement the approval workflow in PeopleSoft, which will eliminate duplication of entering in two systems.
- Streamline existing ePro workflow approvals in PeopleSoft.
- Modernize agency technology through Voice Over Internet Protocol (VoIP) projects, computer and technological refresh to achieve cost savings and operational efficiencies.
- Improve agency effectiveness and customer experience through wider broadband coverage.





- State Auditor and Inspector.
- State Election Board.
- Oklahoma Ethics Commission.
- Governor of Oklahoma.
- Office of Management and Enterprise Services (OMES).
- Tax Commission.
- Oklahoma State Treasurer.
- Oklahoma Medical Marijuana Authority (OMMA).
- Service Oklahoma.

# Delivering Government Effectiveness and Accountability





**OKLAHOMA**  
Office of the State  
Auditor & Inspector

## Cindy Byrd State Auditor and Inspector



The **State Auditor & Inspector**, an elected official, serves as the independent auditor of state and county government entities. The Office of the State Auditor and Inspector shall:

- Examine the state and all 77 county treasurers' books, accounts, and cash on hand or in bank at least twice a year and prescribe a uniform system of bookkeeping for the use of all treasurers (Oklahoma Constitution, Article 6 § 19).
- Annually audit the operations of the state's 65 emergency medical service districts and shall establish accounting procedures and forms and provide aid to counties and other local governments (Oklahoma Constitution, Article 10 § 9C).
- Conduct audits of all 77 counties of the state (19 O.S. § 171).
- Conduct audits of state agencies, boards and commissions, including the state's Annual Comprehensive Financial Report (ACFR), and the Single Audit, through which the state's federal programs are audited (74 O.S. § 212).
- Perform special investigative audits of governmental entities when requested by certain officials or citizen petition (74 O.S. § 212).
- Conduct audits of all 27 offices of the district attorneys of the state (74 O.S. § 212 (E)).
- Perform a performance audit upon written request from the Governor, the chief executive office of the governmental entity or pursuant to a joint resolution of the Legislature (74 O.S. § 213.2).
- Annually audit Oklahoma's eight circuit engineering districts (69 O.S. § 687.1 (D)).



# Agency Vision, Mission and Core Values

## **Vision:**

To be the leading auditing firm in the State of Oklahoma that auditees, the Legislature, citizens, and other interested parties turn to with confidence for independent information regarding the effectiveness and efficiency of state and local government.

## **Mission:**

Hold government accountable.

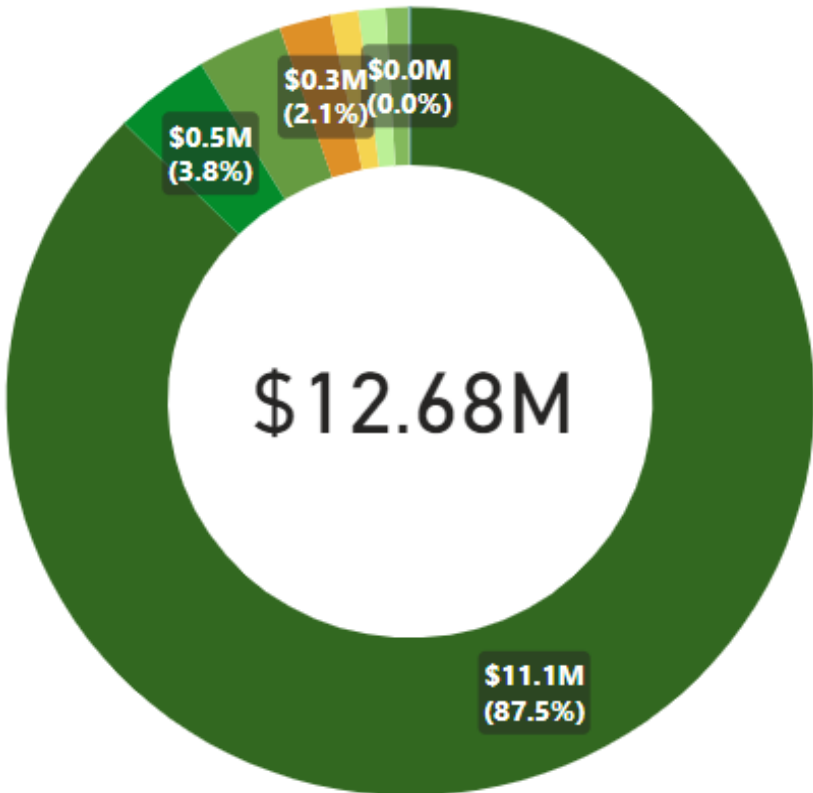
## **Core Values:**

Independence, Integrity, Reliability, and Accountability.



# State Auditor and Inspector FY 2023 Expenditures

Expense Group	Sum of Amount
Personnel	\$11,093,941
IT	\$488,221
Professional Services	\$437,098
Buildings & Facilities	\$260,683
Fleet	\$141,607
Travel	\$135,667
General Administration	\$117,215
Other	\$4,363
Pass-throughs	\$3,814
<b>Total</b>	<b>\$12,682,610</b>



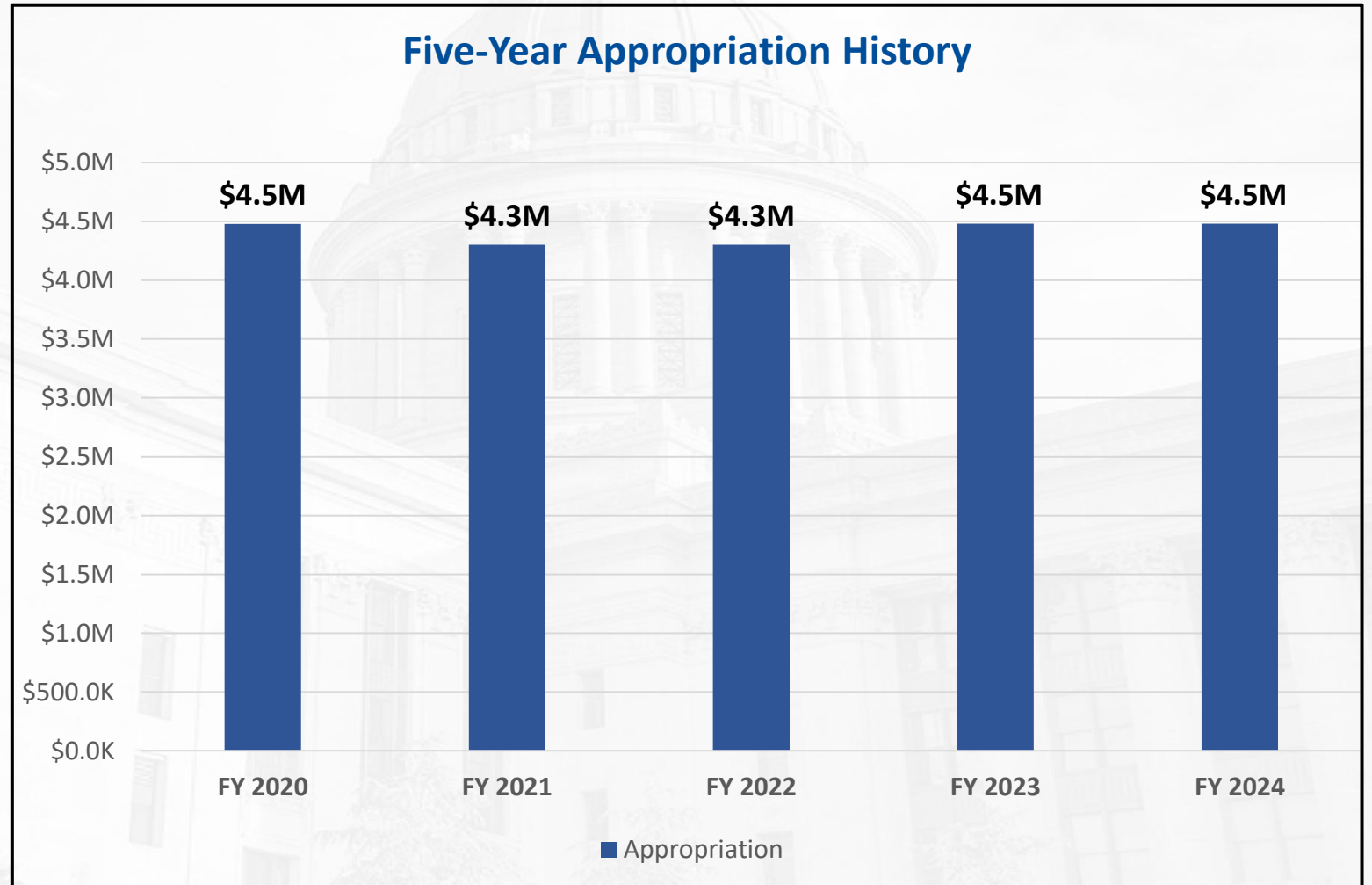
- Expense Group**
- Personnel
  - IT
  - Professional Services
  - Buildings & Facilities
  - Fleet
  - Travel
  - General Administration
  - Other
  - Pass-throughs

Operating	Grants & Pass-Throughs
<ul style="list-style-type: none"> <li>■ Personnel</li> <li>■ Professional Services</li> <li>■ General Administration</li> <li>■ IT</li> <li>■ Travel</li> </ul>	<ul style="list-style-type: none"> <li>■ Medicaid</li> <li>■ Assistance Payments</li> <li>■ Pass-throughs</li> <li>■ Program Reimbursements</li> </ul>
Capital	Other
<ul style="list-style-type: none"> <li>■ Buildings &amp; Facilities</li> <li>■ Highways &amp; Bridges</li> <li>■ Debt Service</li> <li>■ Fleet</li> </ul>	<ul style="list-style-type: none"> <li>■ Other</li> <li>■ Statewide Medical Claims</li> </ul>

Note: Data obtained on 1.03.24.

# Appropriation History

Fiscal Year	Legislated Appropriation (\$) <i>(Includes supplementals and SRF/ARPA.)</i>
FY 2020	\$4,479,495
FY 2021	\$4,300,315
FY 2022	\$4,300,315
FY 2023	\$4,480,315
FY 2024	\$4,480,315



# Programs and FY 2024 Budget Summary

Program Name	Brief Description of Program	FY 2024 Budget	# Served by Program
Administration/Accounting	Accounting and administration.	\$1,366,291	Staff and citizens of the state.
Board of Equalization/Public Trust Division	Board of Equalization (BOE) provides administrative services to ensure the BOE follows statutory requirements. Public Trust Division ensures audits and budgets of governmental entities in the state are filed with SAI and conform to statutory requirements.	\$143,200	Citizens of the state.
Continuing Professional Education	Provide training opportunities for SAI staff and other public accountants and auditors.	\$179,178	All SAI staff and other governmental auditors.
County Audit Division	Perform financial, federal compliance, and statutory compliance audits for all 77 counties, 27 district attorney districts, 65 emergency medical districts and eight circuit engineering districts, perform annual reviews of the 77 county treasurers.	\$6,604,423	Citizens of the state and federal agencies.
County Management Services	Provide technical assistance and training for county government officials and employees.	\$133,779	County officials and employees.
Employees Group Insurance Audit Division	Perform audits of eligibility of Employees Group Insurance Division members.	\$172,536	EGID members.
Horse Racing/Gaming	Audit the pari-mutuel and casinos wagering systems for Fair Meadows, Will Rogers Downs and Remington Park, the payment of winning wagers to the public, and the proper distribution of commissions, including those due to the State of Oklahoma.	\$542,394	Citizens of the state.



Note: Budget amounts include revisions as of 12.01.23.

# Programs and FY 2024 Budget Summary

Program Name	Brief Description of Program	FY 2024 Budget	# Served by Program
IT Audit/IT Support	Perform information technology audits of state agencies and county governments; IT support for SAI.	\$1,866,581	Citizens of the state and federal agencies.
Oklahoma Natural Resource Revenue	Contract with the federal government to perform audits and compliance reviews to recover unpaid or underpaid royalties on federal land in the State of Oklahoma.	\$487,245	Citizens of the state and Federal Department of the Interior.
Pension Administration	Pass through money to pay the pension's investment consultant.	\$135,000	Pension members.
Performance Audit Division	Perform operational or performance audits on request of state agencies and other governmental entities as provided by law.	\$1,406,525	Citizens of the state and federal agencies.
Quality Assurance	Ensure the quality of government audits performed by SAI and auditors of other governmental entities in the state.	\$187,849	Citizens of the state.
Special Investigative/Forensic Audit Division	Perform special, investigative, and forensic audits on request as provided by law.	\$1,196,696	Citizens of the state and federal agencies.
State Agency Audit Division	Conduct financial and federal compliance audits, and attestation engagements of state agencies, boards, and commissions, which includes the statewide Annual Comprehensive Financial Report and Single Audit.	\$3,474,910	Citizens of the state and federal agencies.



*Note: Budget amounts include revisions as of 12.01.23.*

# Program Details

---

## State Auditor and Inspector | FY 2024 Budget | \$17,896,607

### Board of Equalization/Public Trust Division | \$143,200

The Board of Equalization department ensures the Board of Equalization follows statutory requirements. The Public Trust Division ensures audits and budgets of governmental entities in the state are filed with SAI and conform to statutory requirements.

### Continuing Professional Education | \$179,178

Provides training opportunities for staff and other public accountants and auditors.

### County Audit Division | \$6,604,423

The County Audit Division performs financial, federal compliance, and statutory compliance audits for all 77 counties across the state, 27 district attorney districts, 65 emergency management districts and eight circuit engineering districts. Also, this division is responsible for performing annual reviews of the 77 county treasurers' records and exit audits when officials leave office. The Local Government Services Division consists of five branch managers for Ada, Duncan, Oklahoma City, Tulsa, and Weatherford, one manager for EMS/district attorney audits, one manager for circuit engineering district audits, and one administrative assistant. Each branch office is also staffed with audit supervisors and auditors.



# Program Details

---

## **County Management Services | \$133,779**

County Management Services plays an important role in preventing waste, fraud, and abuse through education and ongoing technical budgetary and accounting assistance. This unit consists of one full-time employee dedicated to fulfilling the following statutory requirements:

- 74 O.S. § 214 – Prescribe a uniform system of bookkeeping and accounting procedures for all county officials.
- 74 O.S. § 212.1 – Provide advice on procedural and technical matters pertaining to accounting and budget procedures to all county offices.
- 19 O.S. § 130.1 – Serve on the Commission on County Personnel Education and Training providing oversight over the county training program.
- 19 O.S. § 130.4 – Serve on the advisory boards of the County Personnel Education and Training Program, which develops educational programs and materials for training county government officials and county employees.
- 19 O.S. §§ 351, 347, 178.4, 1505, 1705; 68 O.S. §§ 2868; 51 O.S. § 24; 74 O.S. § 212.3 – Prescribe necessary forms and procedures used in county government financial reporting.

Additionally, County Management Services tracks legislative changes that impact county audit procedures.

## **EGID Audit | \$172,536**

The Employees Group Insurance Division conducts audits of eligibility data to ensure patients and insurance coordinators are in compliance with established administrative rules for health/dental/life insurance coverage as provided by the Oklahoma Statutes under the Oklahoma State and Education Employees Group Insurance Act.



# Program Details

---

## **Horse Racing/Gaming | \$542,394**

Horse Racing Audit Services monitors all wagering activities at the three operating racetracks and off-track wagering facilities licensed by the Oklahoma Horse Racing Commission. A portion of all wagers are paid to the state. The unit monitors wagers on live and in-state and out-of-state simulcast races. All commissions and funds that are paid to the public for winning pari-mutuel wagers are tracked.

The Gaming Audit Unit monitors all gaming activities at the state's two operating racetracks conducting gaming as licensed by the Oklahoma Horse Racing Commission. All gaming revenue is monitored and tracked to ensure an accurate accounting of proceeds designated for state educational funds at the Oklahoma Tax Commission.

## **IT Audit and Support | \$1,866,581**

**Audits:** The Information Technology Audit Services program performs information technology audits for state agencies and county governments and provides data to other auditors by extracting audit samples from computer systems. The IT Audit division assists the State Agency and Performance and County Audit divisions in assessing internal controls related to state agencies and county governments' information systems. The group's audits provide managers of the state's data resources with useful information so they can successfully manage the risks associated with implementing and using technology.

**Network Administration:** The goal of IS Support Services is to maintain critical software and hardware and provide technical support to allow agency staff to perform their job duties efficiently and effectively. They also provide SAI website support for posting of audits, other critical information, and SAI forms and policies to the website.





# Program Details

---

## **Oklahoma Natural Resource Revenue | \$487,245**

The Mineral Management Audit Unit is charged with conducting mineral royalty audits on federal lands in Oklahoma. By cooperative agreement with the U.S. Department of the Interior, this unit ensures an accurate accounting of all royalty payments due to both Oklahoma and the federal government. The state receives 50% of all federal royalty dollars paid to Department of the Interior as well as 50% of all royalty dollars collected as a result of an audit. Through its cooperative agreement, SAI receives complete reimbursement for the audit services it provides.

## **Pension Administration | \$135,000**

Pass through funding to pay the Pension Commission's investment consultant.

## **Performance Audit | \$1,406,525**

Independent, professional performance audits are essential to help achieve accountability and transparency in all public programs. Professional standards describe a performance audit as "an objective and systematic examination of evidence to provide an independent assessment of the performance and management of a program against objective criteria." These audits provide information to improve operations and aid those responsible for initiating corrective action.



# Program Details

---

## **Quality Assurance | \$187,849**

The Quality Assurance division monitors government audits performed by the SAI audit staff to provide reasonable assurance that audits are in accordance with applicable auditing standards. Government auditing standards require a process to monitor the quality of audits. The division reviews all Yellow Book audit reports issued by the office and periodically performs detailed reviews of audit documentation. The Public Audit division receives audit reports prepared by other independent auditors for all governmental entities within the State of Oklahoma. This division determines whether reports meet applicable audit reporting standards.

## **Special Investigative/Forensic Audit | \$1,196,696**

The Forensic Audit division performs special, investigative, and forensic audits on request. These audits are directed toward finding fraud, waste, and abuse, with results of noncompliance and violations of statute reported in publicly released audit reports. The division may also assist other law enforcement agencies in criminal investigations.

## **State Agency Audit | \$3,474,910**

The State Agency Audit division conducts financial and federal compliance audits and attestation engagements of state agencies, boards, and commissions in accordance with government auditing standards to provide accountability of state government agencies. The division also acts on requests from legislators, state agency management, and concerned citizens. This division is responsible for the audit of the state's Annual Comprehensive Financial Report, the scope of which includes financial operations of all state agencies, boards, and commissions. The division also performs the state's Single Audit. Federal funds expended by all state agencies are included within the scope of the Single Audit.



## AGENCY ACCOMPLISHMENTS

- During CY 2023, the Forensic Audit Division published five forensic audits and continued to assist law enforcement and the Attorney General's Office in numerous prosecutions.
- Findings in our audit of the FY 2022 ACFR included a repeat from FY 2020 and FY 2021, addressing the surge in unemployment claims that inundated the antiquated filing system at the Oklahoma Employment Security Commission, allowing a number of fraudulent claims to be paid.
- Continued to provide guidance to counties related to COVID funding. This includes presentations at conferences as well as technical assistance for proper expenditures and reporting requirements. In FY 2023, we responded to 21 formal inquiries related to State and Local Fiscal Recovery Funds.
- In its most recent peer review administered by the National State Auditors Association SAI received a rating of pass, which is the highest level of assurance that an external peer review team can give.

## AGENCY GOALS

- Reduce turnover rate for professional staff to 12% by 2029.
- Maintain staff auditor billable hours at or above 73.5% (auditors have non-billable time allocated to various leave, holidays, and continuing professional education).
- Ensure 100% of audit working papers and reports comply with Government Auditing Standards.
- Increase staff auditor salaries to at least 90% of the regional average of state audit organizations.
- Increase percentage of audit staff with at least two years' experience from 74% in FY 2023 to 90% in FY 2029.
- 100% of professional staff have a degree and/or professional certifications.





**OKLAHOMA**  
State Election Board



**Paul Ziriaux**  
**Secretary of the State**  
**Election Board**

---

The **State Election Board** serves as the administrative agency charged with the conduct of state and federal elections in the State of Oklahoma. The Secretary of the State Election Board has oversight of and general supervisory authority over all 77 county election boards to ensure uniformity in the application of election and voter registration laws and rules.

Established under the Oklahoma Constitution in **1907**, this agency encompasses the following divisions:

- Ballot Generation Services.
- Election Services.
- Support Services.
- Administration.

# Agency Vision, Mission and Core Values

## **Vision:**

Serve as the nation's model for election administration conduct.

## **Mission:**

Achieve and maintain uniformity in the application, operation and interpretation of state and federal election laws with a maximum degree of correctness, impartiality and efficiency.

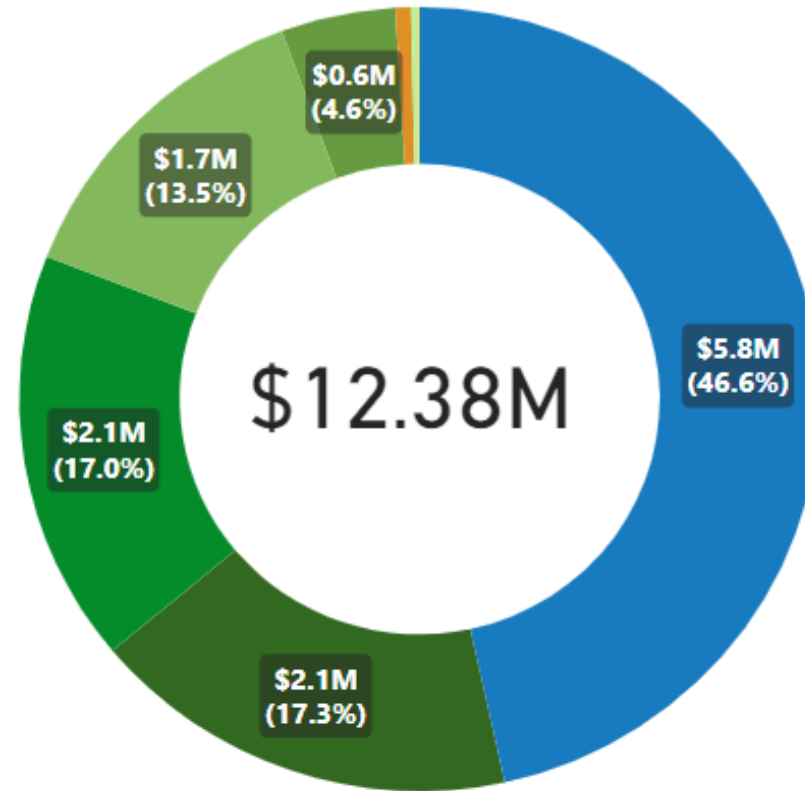
## **Core Values:**

Customer service • Integrity • Security • Quality • Problem Solving.



# State Election Board FY 2023 Expenditures

Expense Group	Sum of Amount
Pass-throughs	\$5,766,327
Personnel	\$2,142,730
IT	\$2,104,810
General Administration	\$1,667,457
Professional Services	\$574,425
Buildings & Facilities	\$77,274
Travel	\$35,503
Fleet	\$6,947
<b>Total</b>	<b>\$12,375,473</b>



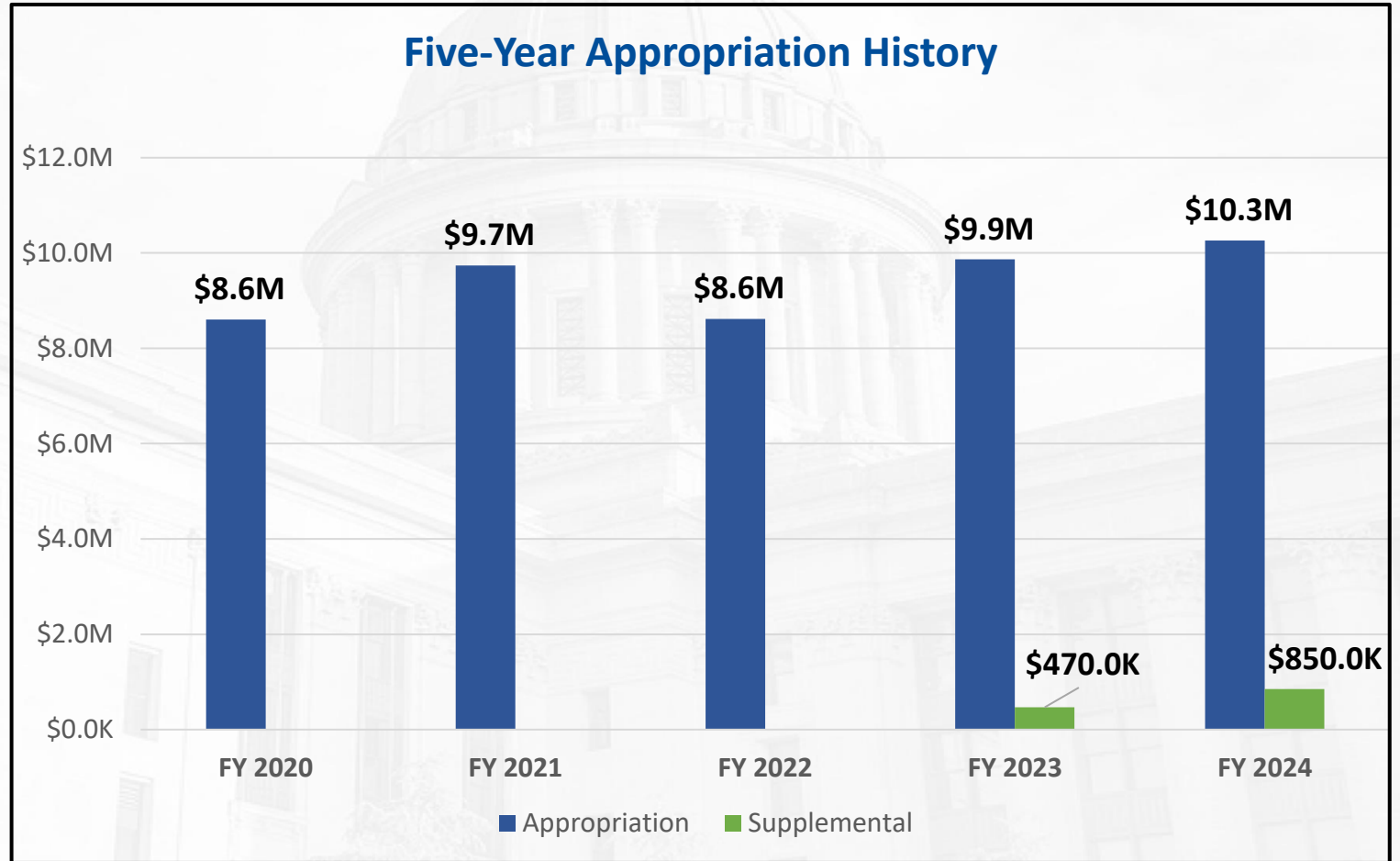
- Expense Group**
- Pass-throughs
  - Personnel
  - IT
  - General Administration
  - Professional Services
  - Buildings & Facilities
  - Travel
  - Fleet

Operating	Grants & Pass-Throughs
● Personnel	● Medicaid
● Professional Services	● Assistance Payments
● General Administration	● Pass-throughs
● IT	● Program Reimbursements
● Travel	
Capital	Other
● Buildings & Facilities	● Other
● Highways & Bridges	● Statewide Medical Claims
● Debt Service	
● Fleet	

Note: Data obtained on 1.03.24.

# Appropriation History

Fiscal Year	Appropriation (\$) (Includes supplemental if applicable)
FY 2020	\$8,601,035
FY 2021	\$9,737,617
FY 2022	\$8,617,548
FY 2023	\$10,336,548
FY 2024	\$11,112,057



# Programs and FY 2024 Budget Summary

Program Name	Brief Description of Program	FY 2024 Budget	# Served by Program
Administration	General administration, office management, mail, communications, legislative liaisons, general counsel, etc.	\$717,970	Approximately 2.3 million currently registered voters.
Data Processing	Administration of the voter registration database and election management system, functions that are unique to the operation of the State Election Board. These systems are integral to the operation of the statewide voting system.	\$2,464,236	Approximately 2.3 million currently registered voters.
Election Management	Administration and conduct of statewide elections as mandated by law.	\$8,850,216	Approximately 2.3 million currently registered voters.
Voter Education/Refunds	Administration of the State Election Board's regular revolving fund (as distinguished from two Help America Vote Act HAVA funds).	\$153,589	Approximately 2.3 million currently registered voters.
Voter Registration Administration	Administration of the National Voter Registration Act, Help America Vote Act, and the corresponding state law on registering persons to vote.	\$877,502	Approximately 2.3 million currently registered voters.



Note: Budget amounts include revisions as of 12.01.23.



# Program Details

---

## State Election Board | FY 2024 Budget | \$13,063,513

### Administration | \$717,970

Represents the administrative function of the State Election Board and provides funding for the administration of election laws in all 77 counties. This program includes among other items, the salary and benefits of State Election Board personnel, reimbursements to local governments for County Election Board secretary salaries and benefits, support for county election officials, printed materials and other supplies for conducting elections, training for county and precinct election officials, and maintenance of all voting equipment.

### Data Processing | \$2,464,236

Administration of the voter registration database and election management system, which are integral functions of the statewide voting system, that are unique to the operation of the State Election Board.

### Elections Management | \$8,850,216

Administration and conduct of statewide elections as mandated by law. These elections include the Presidential Preferential Primary Election, as well as the biennial statewide Primary, Runoff Primary, and General Elections held in even-numbered years. Also included are any special elections required to be administered by the State Election Board.



# Program Details

---

## **Voter Education/Refunds | \$153,589**

Administration of the State Election Board's regular revolving fund. Fees flowing into the fund include candidate filing fees. Expenditures from the fund are primarily related to voter education, voter outreach and related items.

## **Voter Registration | \$877,502**

Administration of the National Voter Registration Act and the corresponding state law on registering persons to vote. Includes payments made to Motor License Agents as required by law and other expenses associated with voter registration, including printing, training, postage and mailing costs. The program also includes address confirmation mailings to voters to assist in updating the voter registration rolls. The purpose of this program is to ensure that every eligible Oklahoma citizen can register to vote, and the rolls are kept as current and accurate as possible.

This program includes the administration of the Help America Vote Act of 2002, federal legislation that places several requirements on the conduct of elections in all states. Among those requirements are provisional voting, a statewide voter registration database, and voting equipment that is accessible to voters with disabilities. Most of the funding for this program comes from federal funds, although the state was required to provide a 5% match.



In July of 2023, the Oklahoma State Election Board launched the state's Online Voter Registration System as authorized by state law (26 O.S. § 4-109.4).

Oklahomans can now register to vote quickly and securely in just minutes using their phone, tablet, laptop or desktop.

The Online Voter Registration System allows Oklahomans to complete and submit their Voter Registration Application completely online. The effort was part of a much-anticipated collaboration between the Department of Public Safety (DPS), Service Oklahoma, and Office of Management and Enterprise Services (OMES). To date, nearly 5,000 Oklahomans have successfully registered to vote or updated their existing voter registration online using the new system.

By law, the Online Voter Registration System is required to interface with the Service Oklahoma Driver License database – providing an extra layer of security to the process. To submit an online application, applicants must have a current driver license or state ID and a digital signature on file with Service Oklahoma. The applicant enters the information on their identification card into the voter registration system. If a match is made, the applicant is guided through the online voter registration process step-by-step. For security, the system also identifies and rejects any applicant that has been identified in driver license records as a non-citizen.

The Online Voter Registration System is the latest feature of the OK Voter Portal which allows Oklahoma citizens to update their voter registration, request absentee ballots, view sample ballots, find their polling place, and more.

## A STORY OF *Success*

- *Ensures free, fair, safe, and secure elections - overseeing Oklahoma's 77 county election boards.*
- *Promotes election integrity through the strict compliance and implementation of state election laws.*
- *Provides voter education and support to Oklahoma citizens.*
- *Provides fast and accurate election results on election night.*



## AGENCY ACCOMPLISHMENTS

- Post-Election Audits – Implemented in 2022 (pursuant to 26 O.S. § 3-130) as a way to increase proven accuracy, security and transparency in Oklahoma elections. This was provided within the existing budget.
- Online Voter Registration – Worked with OMES and DPS/Service Oklahoma to implement Online Voter Registration in 2023 (pursuant to 26 O.S. § 4-109.4). This project was funded with federal HAVA grants and existing appropriations.
- Implemented electronic delivery of accessible balloting materials in 2023 for Oklahomans who are legally blind (pursuant to 26 O.S. § 14-115.12). This was provided within the existing budget.
- Successfully conducted 2022 Runoff Primary, General Election, and 2023 Special State Question Elections and special elections for State Senate District 32 and State House of Representatives District 39.
- Successfully conducted biennial training for County Election Board secretaries, assistant secretaries, board members and alternate board members in all 77 counties (pursuant to 26 O.S. § 3-109).
- Implemented electronic delivery for blind and visually impaired voters. HB 1711 (2022) authorized electronic delivery of absentee ballots to blind voters in the same or similar manner to the method authorized for Uniformed and Overseas Voters.

## AGENCY GOALS

- Explore implementation of Intelligent Mail Barcoding to improve tracking of absentee ballots.
- Upgrading the existing statewide election management system to improve security and functionality.
- Explore implementation of USPS National Change of Address for voter list maintenance mailings (26 O.S. § 4-118.1).
- Utilization of Social Security Administration Death Index for voter list maintenance (26 O.S. § 4-120.3).





# Oklahoma Ethics Commission

LeeAnne Bruce Boone  
Executive Director



---

The **Oklahoma Ethics Commission** serves as the state entity that enacts, fairly enforces, and interprets civil laws for state campaigns, state officers and employees, with limited oversight of local campaigns and financial disclosures.

Founded in **1990**, this agency encompasses the following divisions:

- Administration and General Operations.
- Information Technology.
- Political Subdivision Enforcement Division (unstaffed/unfunded).

# Agency Vision, Mission and Core Values

## **Vision:**

The commission endeavors to increase citizen trust in state government by enacting and enforcing rules that avoid conflicts between the public duties of state officers and employees and their private economic interests, as well as ensuring fair and transparent campaigns for an informed citizenry.

## **Mission:**

Fair rules. Firm enforcement.

## **Core Values:**

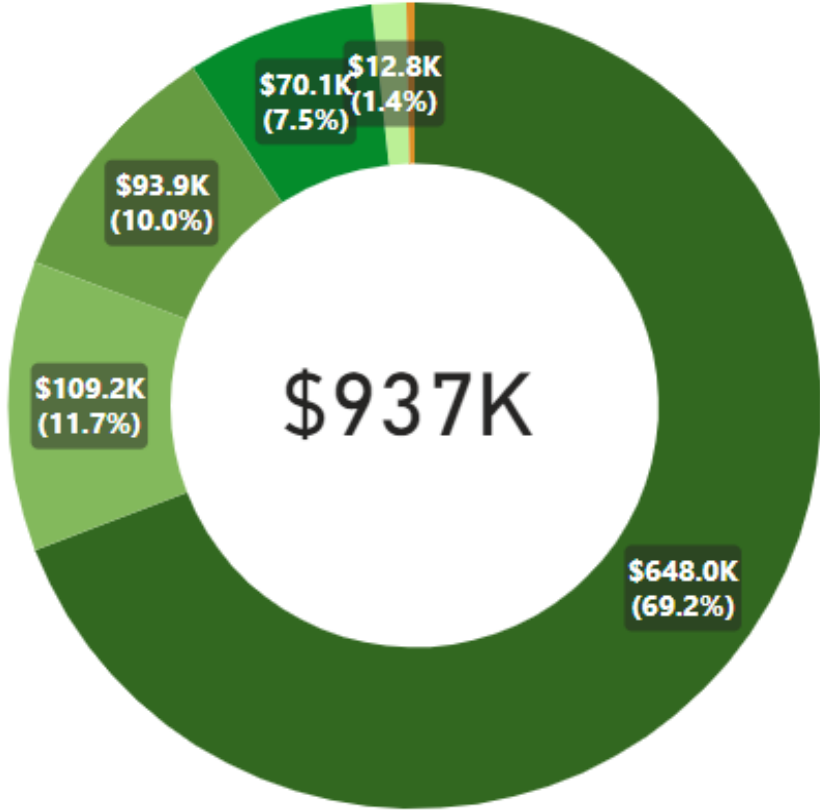
Fairness • Consistency • Promote Trust in Government • Responsiveness • Tailor accountability.



# Ethics Commission

## FY 2023 Expenditures

Expense Group	Sum of Amount
Personnel	\$647,951
General Administration	\$109,179
Professional Services	\$93,861
IT	\$70,090
Travel	\$12,826
Buildings & Facilities	\$3,095
<b>Total</b>	<b>\$937,002</b>



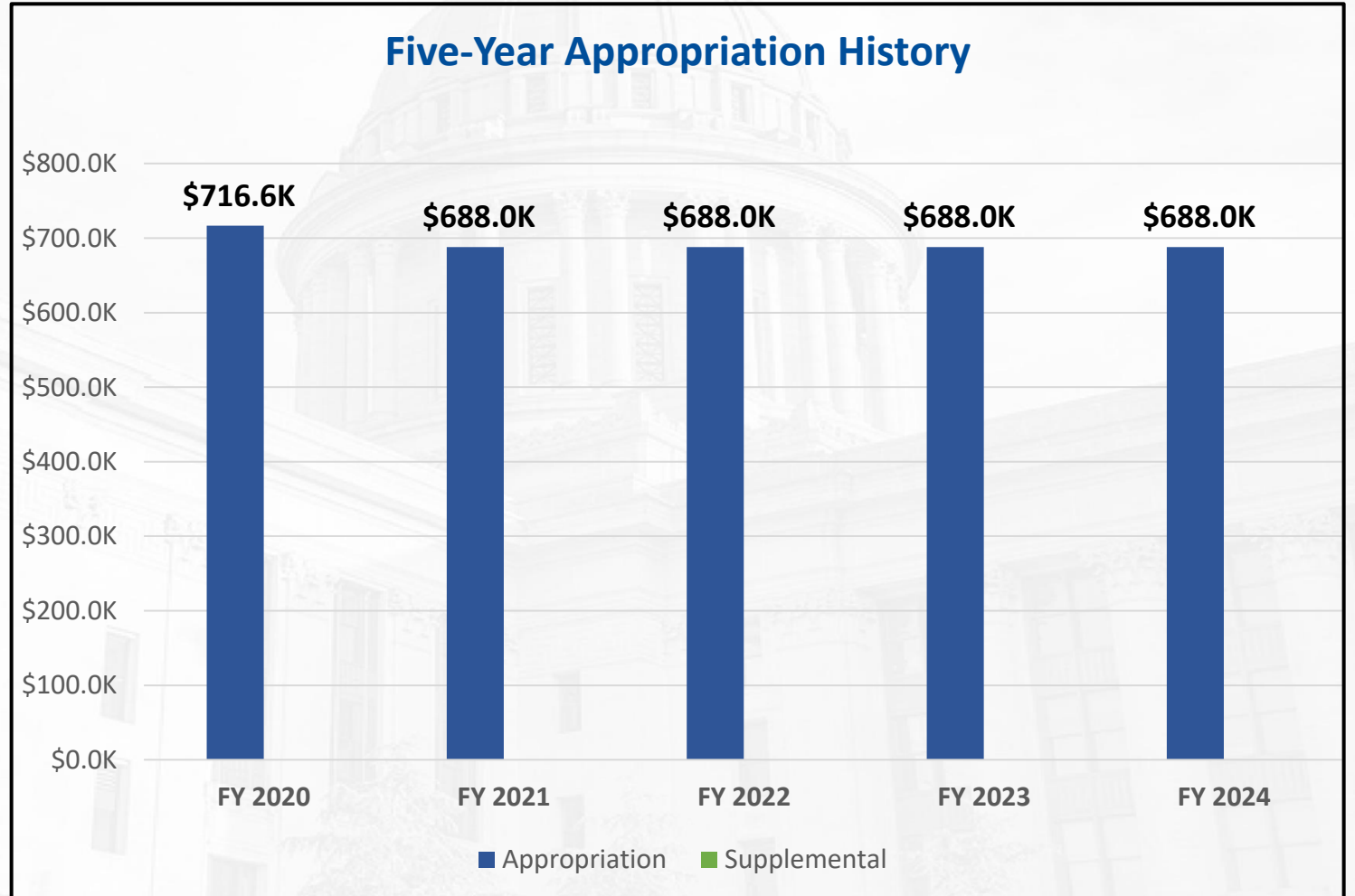
- Expense Group**
- Personnel
  - General Administration
  - Professional Services
  - IT
  - Travel
  - Buildings & Facilities

<b>Operating</b>	<b>Grants &amp; Pass-Throughs</b>
<ul style="list-style-type: none"> <li>■ Personnel</li> <li>■ Professional Services</li> <li>■ General Administration</li> <li>■ IT</li> <li>■ Travel</li> </ul>	<ul style="list-style-type: none"> <li>■ Medicaid</li> <li>■ Assistance Payments</li> <li>■ Pass-throughs</li> <li>■ Program Reimbursements</li> </ul>
<b>Capital</b>	<b>Other</b>
<ul style="list-style-type: none"> <li>■ Buildings &amp; Facilities</li> <li>■ Highways &amp; Bridges</li> <li>■ Debt Service</li> <li>■ Fleet</li> </ul>	<ul style="list-style-type: none"> <li>■ Other</li> <li>■ Statewide Medical Claims</li> </ul>

Note: Data obtained on 1.03.24.

# Appropriation History

Fiscal Year	Legislated Appropriation (\$) <i>(includes supplemental if applicable)</i>
FY 2020	\$716,621
FY 2021	\$687,957
FY 2022	\$687,957
FY 2023	\$687,957
FY 2024	\$687,957





# Programs and FY 2024 Budget Summary

Program Name	Brief Description of Program	FY 2024 Budget	# Served by Program
Administration	General administration costs not captured in programs below.	\$862,439	All Oklahoma citizens.
Compliance	Administrative option to formal complaints and investigations process. Primarily focuses on bringing filers into compliance with the ethics rules through review of timeliness and accuracy in reporting. May include written feedback and/or issuance of compliance orders for corrective action including fees of not more than \$1,000.		Approximately 1,000 committees, 545 lobbyists, 1,100 lobbyist principals, all state officers and employees, Oklahoma citizens, political subdivision campaigns, and elected officers.
Enforcement	Formal investigative process to determine if ethics rules have been violated and may result in dismissal, settlement, or prosecution in district court. Remedies may include payment of fines, disgorgement, and/or other corrective action.		All Oklahoma citizens.
Resources and Materials	Part-time program: Materials and programs explaining ethics rules and applications of rules including website, calendars, checklists, guides, annotated rules, and staff memoranda.		Approximately 1,000 committees, 545 lobbyists, 1,100 lobbyist principals, all state officers and employees.
Rules	Review/consideration of ethics rules and improvements of mission accomplished through rulemaking via the process set out in the Constitution. Includes review of application of existing rules, consideration of feedback, research, drafting, and public comments.		All Oklahoma citizens.
Political Subdivisions	Enforcement of SB 1745 (2014), create and disseminate reporting forms, provide guidance to clerks and filers in political subdivisions.		Candidates and political committees active in political subdivision elections and elected political subdivision officers.
Information Services	Online access, hardware, software, and maintenance of online reporting and public disclosure system at <a href="http://guardian.ok.gov">http://guardian.ok.gov</a> .	\$155,860	Approximately 1,000 committees, 545 lobbyists, 1,100 lobbyist principals, all state officers and employees, all other citizens.



Note: Budget amounts include revisions as of 12.01.23.

# Program Details

---

**Ethics Commission | FY 2024 Budget | \$1,018,299**

**PROGRAMS | \$862,439**

## **COMPLIANCE**

### **State Campaigns**

The commission promulgates and enforces rules for state campaigns, including referenda and initiative petitions. The commission requires certain political committees to register and report; and requires entities that are not political committees but which engage in direct advocacy for, against, or referencing candidates or state questions to file reports.

### **State Officers and Employees**

The commission promulgates and enforces rules for state officers and employees, including lobbyist and vendor relationships with state officers and employees. The number of state officers and employees fluctuates but includes all elected state offices: all statewide offices, legislative offices, district attorneys, district judges, and associate district judges. Commission rules apply to all nonelected officers, such as chief administrative officers, and all other state employees.

### **Review and Advice**

Commission staff review the reports filed with the commission to the extent practical in order to provide feedback and any corrections as quickly as possible. Between 8,000-11,000 reports are filed annually. Commission staff also routinely provide guidance on how to comply with ethics rules by answering questions from walk-ins, telephone calls, or emails. Technical reporting questions are answered by compliance officers; substantive questions are currently answered primarily by the executive director.



# Program Details

---

## ENFORCEMENT

### Administrative Compliance

Beginning in 2015, at the request of the regulated community, the commission passed rules to provide an avenue to address compliance issues without a formal investigation. However, the program was funded through fees and, due to limitations implemented on the revolving fund into which fees are deposited, the commission suspended the program in 2019. When this process was used, the executive director assessed compliance orders bringing entities into compliance with ethics rules when an investigation was not warranted, such as late filing of reports or non-filing of reports. An opportunity for a hearing with an administrative law judge, which may waive, affirm, or modify any compliance order, was provided.

### Investigations and Prosecution

The commission is required to investigate alleged violations of its rules. This occurs through internal initiation of alleged violation or through the filing of a complaint by anyone outside of the commission. Commission staff conducts a preliminary inquiry into complaints to present to the commission who may vote to open a formal investigation, which includes the power to issue investigative subpoenas. If the commission does not dismiss an investigation, it must provide written notice of the allegations to those accused of violating the rules and allow 20 days for a written or oral response to the allegations with an additional 20 days to respond if requested within the original time frame. If, after the time for a response has concluded and the commission finds there is a reasonable belief that a violation of the rules occurred, it may enforce its rules in district court by filing a civil action where civil penalties may be applied by the district court. The commission may also enter into settlement agreements to resolve alleged violations of its rules.



# Program Details

---

## RESOURCES AND MATERIALS

### Educational Programs and Resources

The commission designs and implements resources including checklists, calendars, and guides that explain ethics rules and requirements in plain language with examples. These are developed for each type of entity regulated by the commission: state candidates; limited political action committees; unlimited political action committees for independent expenditures or electioneering communications; unlimited political action committees for state question communications; state and local party committees; lobbyists and legislative liaisons; and state officers and employees. The commission suspended the routine educational programs due to resource limitations in 2019, and currently provides programs as resources permit.

### Annotated Rules and Compilations

The commission prepares an annotated version of its rules to share its comment on the rule, examples on how it applies to different situations, references to court cases, advisory opinions, or staff memoranda that have been issued. The commission also prepares a compilation of ethics laws in the state that are published other than in the ethics rules. The annotations and compilations are updated regularly to reflect changes in the law or new material related to the rules.



# Program Details

---

## **RULES**

The commission is required by the Oklahoma Constitution to promulgate rules in its areas of jurisdiction according to the process set forth in the constitution. These rules are not Administrative Procedures Act Rules but the equivalent of, and published along with, statutes. The agency routinely reviews its rules to provide new language or amendments and is constitutionally required to hold public hearings prior to adopting any changes. Rules are delivered to the Legislature and Governor on the second day of each legislative session and may be rejected by a joint resolution of the Legislature during the same legislative session at which they are submitted. Any joint resolution rejecting submitted rules is subject to veto by the Governor. Rules not rejected become effective upon sine die adjournment of the legislature.

## **POLITICAL SUBDIVISION ENFORCEMENT**

The commission has statutory authority of political subdivision campaign finance and financial disclosure through SB 1745 (2014). This bill incorporates, by reference, the campaign finance and financial disclosure laws passed by the commission and applicable to state campaigns and officers to political subdivisions, making the laws uniform at all levels of government and centralizing enforcement with the commission. The commission prepares forms, limited educational materials, and provides guidance to political subdivision clerks and filers. However, the commission is only required to enforce these laws when the Political Subdivision Enforcement Fund has a balance of at least \$100,000. No monies have been appropriated to this fund.





**OKLAHOMA**  
Governor

## Honorable J. Kevin Stitt Governor



---

The Oklahoma Constitution vests the supreme executive power of the state in a chief magistrate, styled “The Governor of the State of Oklahoma.”

As chief executive, the Governor’s first duty is to cause the laws of the state to be faithfully executed and to preserve the peace throughout the state. The Governor also has many duties related to legislation. For instance, at the beginning of each legislative session, the Governor presents budget recommendations and reports on conditions in the state. Throughout the legislative session, bills passed by the Legislature are presented to the Governor for review. When presented, the Governor may sign the bill (to approve it as law) or veto the bill (sending it back to the Legislature, which can override a gubernatorial veto by a two-thirds vote).

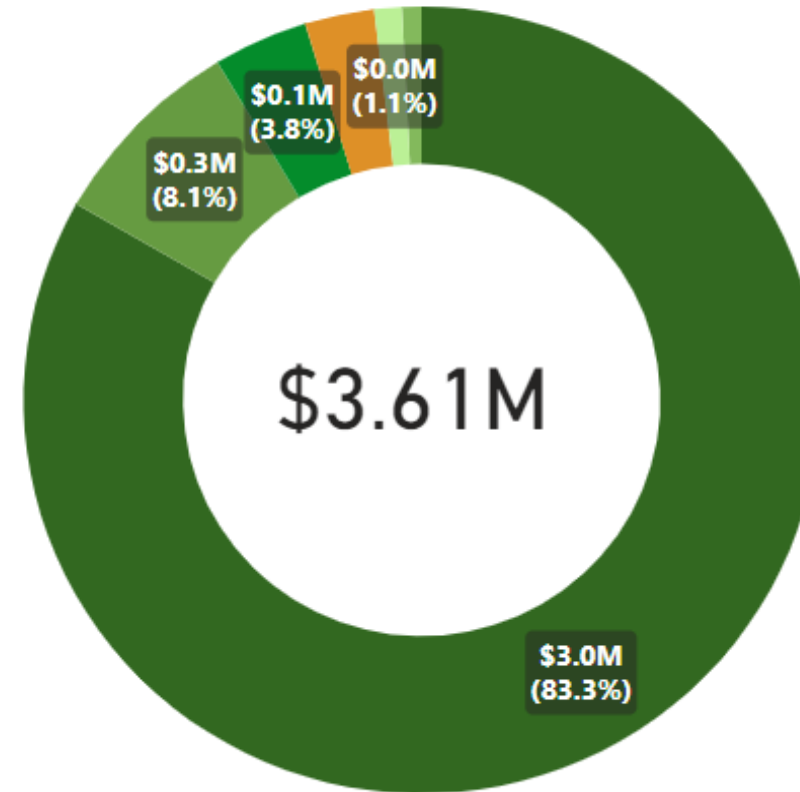
When state offices become vacant, the Governor, unless otherwise provided by law, makes appointments to fill vacancies subject to the consent of the Oklahoma Senate. Furthermore, the Governor serves as commander in chief of the state militia.

Governor J. Kevin Stitt took office in 2019.

# Governor

## FY 2023 Expenditures

Expense Group	Sum of Amount
Personnel	\$3,003,198
Professional Services	\$292,971
IT	\$138,655
Buildings & Facilities	\$101,978
Travel	\$40,198
General Administration	\$28,344
<b>Total</b>	<b>\$3,605,344</b>

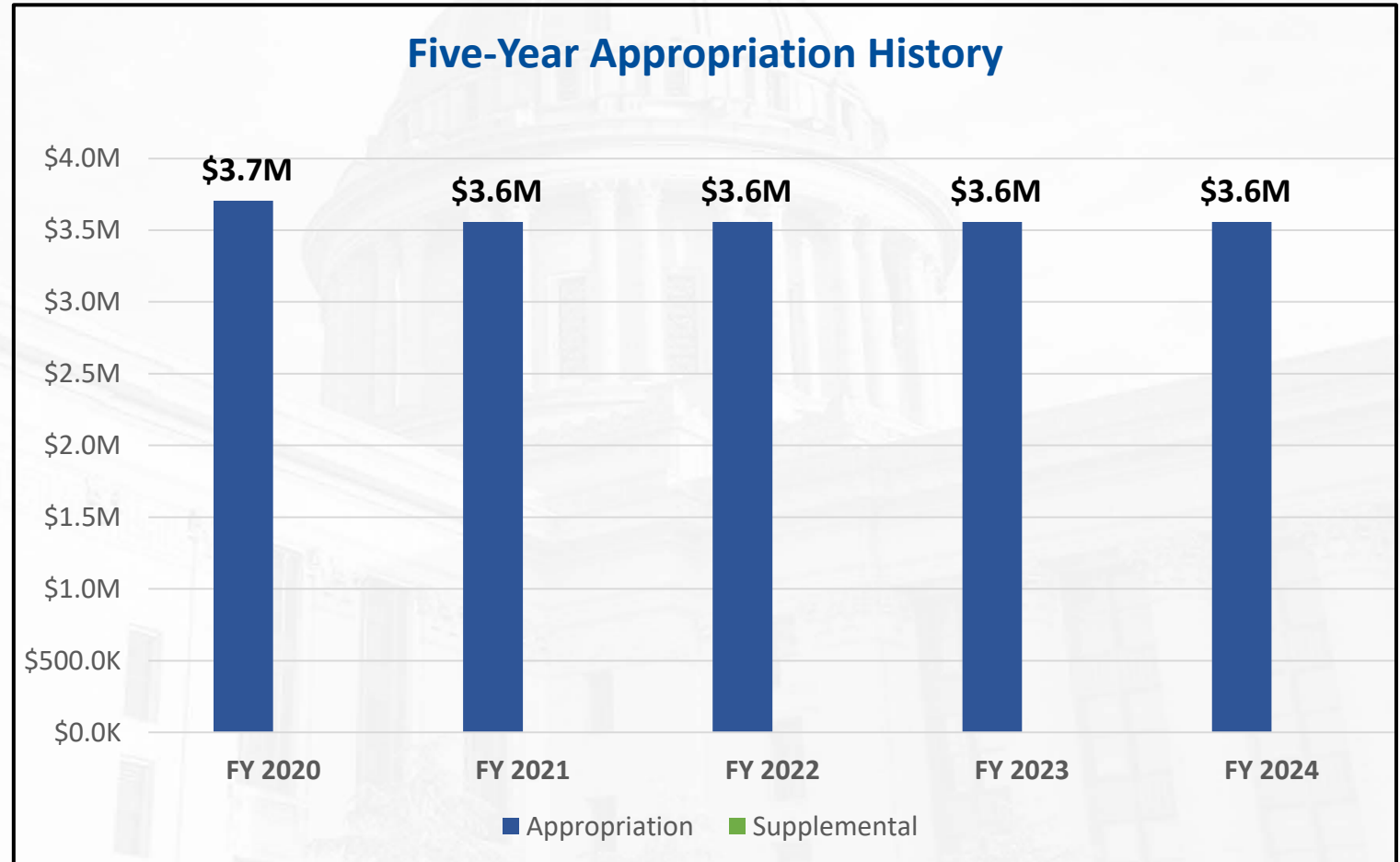


Operating	Grants & Pass-Throughs
<ul style="list-style-type: none"> <li>Personnel</li> <li>Professional Services</li> <li>General Administration</li> <li>IT</li> <li>Travel</li> </ul>	<ul style="list-style-type: none"> <li>Medicaid</li> <li>Assistance Payments</li> <li>Pass-throughs</li> <li>Program Reimbursements</li> </ul>
Capital	Other
<ul style="list-style-type: none"> <li>Buildings &amp; Facilities</li> <li>Highways &amp; Bridges</li> <li>Debt Service</li> <li>Fleet</li> </ul>	<ul style="list-style-type: none"> <li>Other</li> <li>Statewide Medical Claims</li> </ul>

Note: Data obtained on 1.03.24.

# Appropriation History

Fiscal Year	Legislated Appropriation (\$) <i>(includes supplementals and SRF/ARPA)</i>
FY 2020	\$3,706,187
FY 2021	\$3,557,940
FY 2022	\$3,557,940
FY 2023	\$3,557,940
FY 2024	\$3,557,940





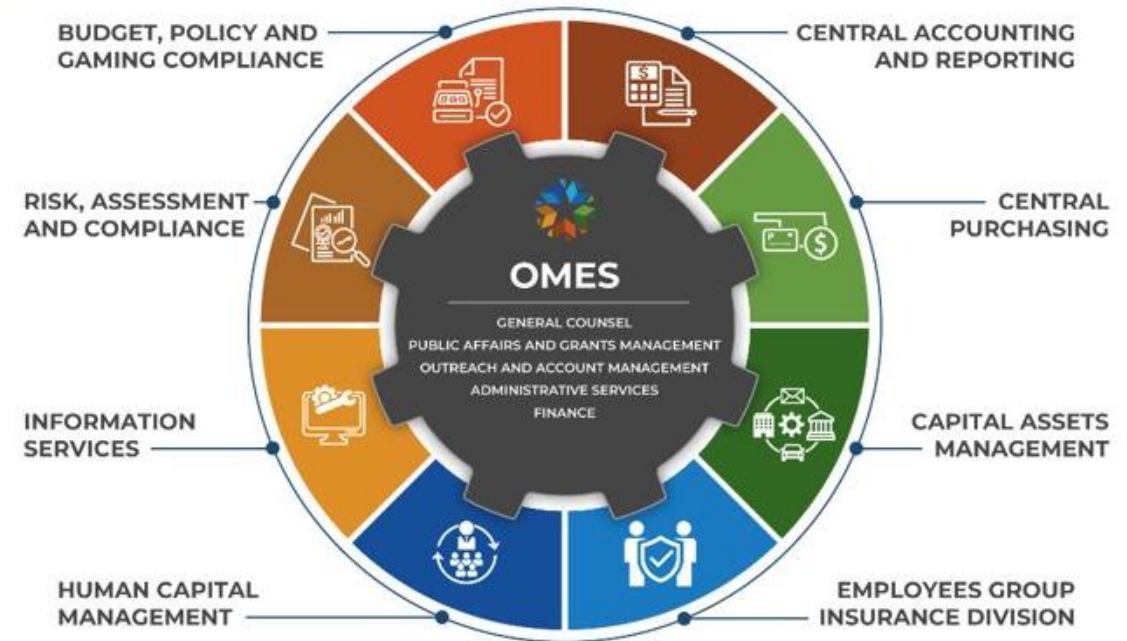


**OKLAHOMA**  
Office of Management  
& Enterprise Services

**John Suter**  
State COO  
**OMES Executive Director**



The Office Of Management And Enterprise Services (OMES) provides the state's central services to other state agencies, enabling them to accomplish their missions and serve Oklahomans.



# Agency Vision, Mission and Core Values

## **Vision:**

To provide excellent service, expert guidance and continuous improvement in support of our partners' goals.

## **Mission:**

Serving those who serve Oklahomans.

## **Core Values:**

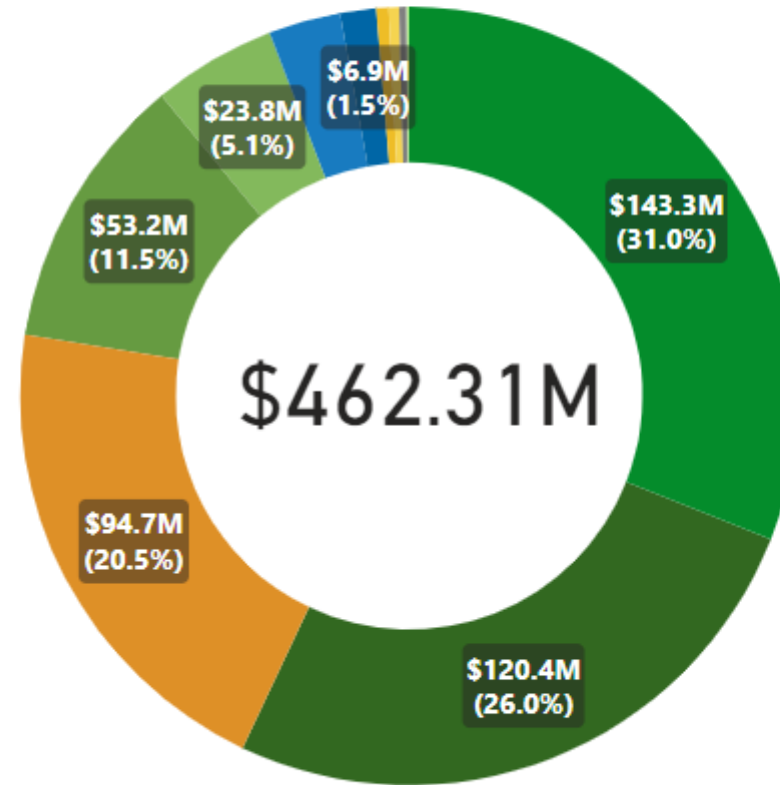
We are servants. We are servant-leaders. We are open communicators. We are collaborative. We are respectful, humble and we get stuff done!



# OMES

## FY 2023 Expenditures

Expense Group	Sum of Amount
IT	\$143,275,920
Personnel	\$120,404,760
Buildings & Facilities	\$94,721,734
Professional Services	\$53,156,464
General Administration	\$23,797,481
Pass-throughs	\$13,794,924
Program Reimbursements	\$6,864,797
Debt Service	\$2,384,139
Fleet	\$1,989,699
Other	\$1,395,134
Travel	\$529,190
<b>Total</b>	<b>\$462,314,243</b>



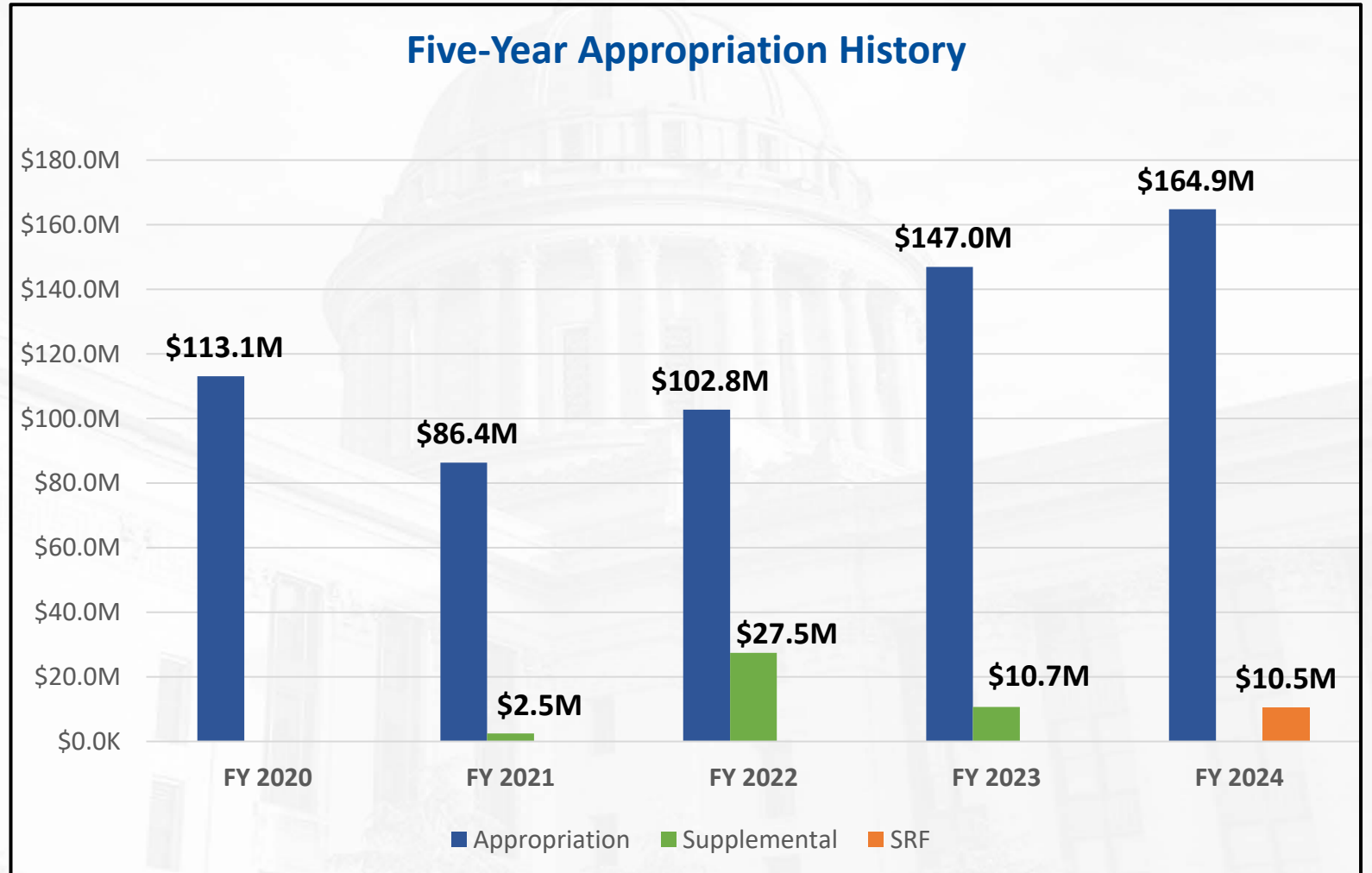
- Expense Group**
- IT
  - Personnel
  - Buildings & Facilities
  - Professional Services
  - General Administration
  - Pass-throughs
  - Program Reimbursements
  - Debt Service
  - Fleet
  - Other
  - Travel

Operating	Grants & Pass-Throughs
Personnel	Medicaid
Professional Services	Assistance Payments
General Administration	Pass-throughs
IT	Program Reimbursements
Travel	
Capital	Other
Buildings & Facilities	Other
Highways & Bridges	Statewide Medical Claims
Debt Service	
Fleet	

Note: Data obtained on 1.03.24.

# Appropriation History

Fiscal Year	Legislated Appropriation (\$) (Includes supplementals and SRF/ARPA.)
FY 2020	\$113,080,445
FY 2021	\$88,856,169
FY 2022	\$130,281,593
FY 2023	\$157,700,780
FY 2024	\$175,359,616



Note: Amounts include appropriations to the Statewide Building Fund, Digital Transformation Fund, Capitol Debt Service, Long Range Capitol Planning Commission, Native American Cultural and Educational Authority (NACEA), Tribal Litigation, implementation of Service Oklahoma, technology upgrades for the Oklahoma Employment Security Commission, and the Governor’s Mansion Renovation.

# Programs and FY 2024 Budget Summary

Program Name	Brief Description of Program	FY 2024 Budget	# Served by Program
<b>Administrative Services</b>	<p>Administration supports the director of OMES, coordinates and liaises with Capital Assets Management (CAM) to maintain the OMES offices within the Capitol; manages the OMES administrative offices for the director of OMES; and serves as the recording secretary for the Legislative Compensation Board and Contingency Review Board.</p> <p>Finance facilitates the financial functions specific to OMES operations.</p> <p>Public Affairs interfaces with the Legislature, news outlets and the general public to provide information about OMES.</p> <p>Agency Business Services performs financial transaction processing as a shared service to state agencies.</p>	\$12,799,929	1,210 internal customers; 175 state agencies and higher education institutions; 77 counties.
<b>Statewide Finance</b>	<p>The Statewide Finance division is led by the state Chief Financial Officer and consists of the following departments:</p> <ul style="list-style-type: none"> <li>• Budget, Policy and Gaming Compliance (Budget).</li> <li>• Central Accounting and Reporting (CAR).</li> <li>• Finance Center of Excellence (FCOE).</li> <li>• Grants Management Office (GMO).</li> </ul>	\$26,069,230	181 agencies and higher education institutions.



# Programs and FY 2024 Budget Summary

Program Name	Brief Description of Program	FY 2024 Budget	# Served by Program
Central Purchasing	Oversees the Statewide Purchasing Act, manages the State Use program, and provides procurement services for the agency and its clients/customers.	\$6,430,538	<ul style="list-style-type: none"> <li>• 175 state agencies and higher education institutions.</li> <li>• 742 certified procurement officers.</li> <li>• Multiple county offices in all 77 counties.</li> <li>• 594 municipalities.</li> <li>• 547 K-12 school districts resulting in 1,859 K-12 schools.</li> <li>• 29 career technology centers with 58 campuses.</li> </ul>
Human Capital Management	<p>Provides human resources, talent management, employee benefits services and strategic workforce programs to agency staff and OMES clients/customers.</p> <p>In addition, provides employment counseling, resume assistance, and job search assistance for veterans for The Office of Veterans Placement at OMES.</p>	\$13,146,717	175 state agencies and higher education institutions.
Miscellaneous	Emergency Services, CARES Act Coronavirus Relief Funding (CRF), Cash Management Improvement Act (CMIA) Interest Payments. NACEA bond repayment.	\$9,537,528	N/A



Note: Budget amounts include revisions as of 12.01.23.

# Programs and FY 2024 Budget Summary

Program Name	Brief Description of Program	FY 2024 Budget	# Served by Program
<b>Employees Group Insurance Division</b>	<p>EGID administers the self-funded HealthChoice health, dental, life and disability insurance plans available to over 900 state, education and local government employers and seven state retirement systems. EGID also contracts with commercial HMOs, dental and vision plans as fully insured alternatives to the state self-insured HealthChoice plans.</p> <p>EGID contracts directly with medical providers to create networks for HealthChoice, the Department of Rehabilitation Services and the Department of Corrections. EGID also administers the state Medical Expense Liability Fund, which reimburses county jails for limited necessary health services provided to jailed prisoners.</p>	\$52,553,835	Approximately 1,036 employer groups comprising approximately 287,109 individuals served.
<b>Capital Assets Management</b>	<p>Provides central printing, interagency mail, fleet management, federal and state property reutilization, state facilities strategy and operations, construction and properties, real estate and leasing, facilities management and planning services for state agencies.</p>	\$84,093,533	175 state agencies and higher education institutions
<b>Information Services</b>	<p>Responsible for the protection and consolidation of state IT services as pursuant to state legislation.</p>	\$213,886,221	175 state agencies & higher education institutions & 15 affiliates.



*Note: Budget amounts include revisions as of 12.01.23.*

# Programs and FY 2024 Budget Summary

Program Name	Brief Description of Program	FY 2024 Budget	# Served by Program
<p><b>Risk, Assessment, and Compliance</b></p>	<p>Risk Management directs and manages property and liability coverage for both state and non-state entities including state agencies, higher education, rural fire districts, motor license agents, foster care parents and conservation districts.</p> <p>Assessment leverages digital technology to identify opportunities to improve business and purchasing practices.</p> <p>Compliance provides support and guidance related to compliance requirements and external audit responses for divisions of OMES.</p>	<p>\$74,750,203</p>	<p>175 state agencies and higher education institutions; 1,099 affiliates/fire departments (Risk Management).</p>
<p><b>Service Oklahoma</b></p>	<p>Service Oklahoma serves as the provider of driver and motor vehicle services for the state. Founded in 2022, Service Oklahoma now encompasses the following departments: Administration and Driver’s Licensing Services, with Motor Vehicle Services added on Jan. 1, 2023. Important cross-sectional functions including product, performance, communications and partnerships, legal, operations management, service onboarding, finance, and human resources are classified as administration. Service Oklahoma also oversees licensed operators, formerly motor license agents, who are the primary providers for in-person services within the state.</p> <p>On Nov. 1, 2023, Service Oklahoma ceased as a division of OMES and became its own state agency.</p>	<p>\$82,242,651</p>	<p>All Oklahomans.</p>



*Note: Budget amounts include revisions as of 12.01.23.*



# Program Details

---

## Office of Management and Enterprise Services | FY 2024 Budget | \$575,510,386

### Administrative Services | \$12,799,929

Administration supports the director of OMES. Coordinates and liaises with Capital Assets Management to maintain the OMES offices within the Capitol. Manages the OMES administrative offices for the director of OMES. Serves as the recording secretary for the Legislative Compensation Board and Contingency Review Board.

Statewide Operations supports the office of the chief operating officer for the State of Oklahoma, John Suter. This branch of OMES coordinates with the Governor's office to achieve operational goals/processes as directed by the Governor to the state COO.

OMES Finance facilitates financial functions specific to OMES operations, meeting on a regular basis with divisions to discuss budgets, purchasing, accounts payable, cash management, rate determination, billing and tracking, and asset management. Finance is responsible for the annual budget request and budget work program development for the agency. Additionally, Finance oversees all internal financial functions, including accounts receivable, accounts payable, procurement, budget and financial analysis, and financial reporting.

Agency Business Services performs financial transaction processing as a shared service to state agencies. Currently it serves approximately 63 state entities, providing budget, procure-to-pay, account reconciliation, financial reporting and billing, and accounts receivable services.



# Program Details

---

## Administrative Services | \$12,799,929 (continued)

OMES Legislative and Public Affairs includes media, branding and marketing, and legislative services for agency and statewide functions.

Media Relations offers support to the director of OMES Public Affairs with regards to drafting and editing press releases, researching and addressing media inquiries and responding to open records requests.

Publications reviews and edits public-facing and internal reports for OMES and other state agencies for acceptable content, style, grammar and branding.

Video Production shoots and produces various OMES training and informational content and videos. The department also creates promotional and informational public-facing videos for several projects.

Marketing Services is responsible for the development of marketing products such as brochures, posters, logos, graphics, infographics, one-page informational documents and flyers as needed by divisions and departments to communicate about products, services and events.

Social Media manages social media for OMES through Instagram, Twitter, Facebook, YouTube and LinkedIn, posting press releases, news and other pertinent information regarding OMES events and projects.

Branding promotes unity and reduces confusion among external audiences; maintains and enforces the OMES Branding and Identity Guidelines to promote OMES as one unified entity with the same look, voice and feel. The guidelines explain how and when to use the logos, present templates and layouts for standard communications, and offer guidance on writing concisely while following the proper grammar and style rules.

Legislative Services provides legislative perspective and advice to agency staff, elected officials, constituents and other stakeholders; and supports the agency through OMES legislation, legislative relationships for OMES, constituent support, projects and research, and committees and boards.



# Program Details

---

## Statewide Finance | \$26,069,230

The Statewide Finance Office is led by the state's Chief Financial Officer and is comprised of Budget, Gaming Compliance, Finance Center of Excellence, Central Accounting and Reporting, and the Grants Management Office.

Budget provides the following services:

- Fiscal impact and legislative policy analysis to the Governor's office.
- Assistance to agencies with budget entry and review.
- Composition of the Governor's proposed state budget and creation of the Executive Budget Book.
- Budget and fiscal analysis and projections.
- State revenue tracking and analysis and staffing for the State Board of Equalization.
- Serves as the official record of the state for budget information.

Gaming Compliance ensures gaming entities operate in accordance with the Tribal Gaming Compact and federal regulations, participates in specific task forces with other state and federal agencies, and represents the state in federal litigation.

Finance Center of Excellence (FCOE) advises on best practices and provides recommendations that increase efficiency and promote collaboration between Statewide Finance and individual agencies; drives project management process improvement; manages reporting, implementation and training strategies for Statewide Finance functions and initiatives; and provides PeopleSoft expertise and implementation support.

Grants Management Office aims to increase federal funding to the state to increase jobs and investment; is building a resource and communication hub for best practices related to grants funding; enhances the state's targeting abilities through data analysis; expands into new fields through cooperation with federal, state and local partners; and leads the state's efforts to plan for, implement and account for projects related to COVID-19 relief funding and other large, federally-funded initiatives.



# Program Details

---

## Statewide Finance | \$26,069,230 (continued)

Central Accounting and Reporting includes Statewide Accounting and Reporting, Agency Business Services, Transaction Processing, and Vendor Registration.

Statewide Accounting and Reporting attends to the state's general ledger and accounting, financial reporting and PeopleSoft support. Transaction Processing monitors and processes all PeopleSoft expenditure transactions, such as the payment of employee payroll, travel vouchers and supplier/vendor vouchers. This department certifies vouchers for payment issued by the state treasurer's office and manages the purchase card program for state agencies.



# Program Details

---

## Capital Assets Management | \$84,093,533

State Facilities Strategy and Operations assists other agencies in their building operations, building assessments and long-term strategies. This unit coordinates with other divisions of OMES to provide oversight of tenant relocations.

Fleet Management oversees the acquisition, leasing, rental, maintenance, repair and disposal of light-duty vehicles needed to conduct the state's business.

Central Printing and Interagency Mail oversees printing, mailing and distribution services for the State of Oklahoma, state agencies and any city, county or municipality within Oklahoma.

Federal Surplus Property Reutilization serves as the monitoring and requesting entity for equipment donated by the federal government to state agencies or to local enforcement agencies in Oklahoma.

State Surplus Property Reutilization facilitates the reutilization of all state-owned materials, the recycling program for agencies within the Oklahoma City area, and public auctions of state-owned goods.



# Program Details

---

## **Capital Assets Management | \$84,093,533 (continued)**

Construction and Properties contracts and administers construction, maintenance and related consultant contracts; maintains the state-registered consultant list for state agencies, including schools and higher education; executes contracts; and manages approved capital improvement projects for state entities.

Real Estate and Leasing Services provides real estate services and solutions, including defining agency space needs; property acquisition and disposal; requests for proposals and information; and preparing, negotiating, executing and managing contracts and easements. REALS also maintains a comprehensive inventory of all property owned or leased by the State of Oklahoma.

Office of Facilities Management is responsible for the following services related to specific state-owned buildings: operations and maintenance; landscaping for the Capitol Park; on-site building managers; the Governor's Mansion operations, grounds, maintenance and upkeep; and administrative and project management for projects performed by the Office of Facilities Management.

Planning manages the Maintenance of State Buildings Revolving Fund, creates an overall picture of the state's long-term capital needs, advises the Capitol-Medical Center Improvement and Zoning Commission, and provides administrative services to other organizations.

## **Employees Group Insurance Division | \$52,553,835**

OMES Employees Group Insurance Division administers the self-funded HealthChoice health, dental, life and disability plans available to state, education and local government employees and retirees. The division also contracts with commercial health, dental and vision carriers as alternatives. EGID handles many administrative functions internally and partners with national firms for consulting and other services specific to the industry in areas such as provider reimbursement, actuarial, medical and pharmacy claims management, and care coordination.



# Program Details

---

## Central Purchasing | \$6,430,538

Statewide Procurement is the lead agent for statewide procurement and contracts. This department identifies statewide contract opportunities for goods and services including information technology; creates and manages statewide contracts for use by agencies and affiliates; works closely with suppliers, agencies and affiliates to promote the use of those contracts; and tracks usage and administration fee payments. This department also assists agencies in procuring technology.

Agency-Specific Procurement assists agencies with purchases that are not on statewide contracts in compliance with the Oklahoma Central Purchasing Act and manages the Performance Information Procurement System, sole source contracts, and solicitations including request for proposal, request for quote or an invitation to bid.

Administration and CPO Training conducts training and certification for certified procurement officers. This department focuses on reporting and other programs that address compliance for OMES Central Purchasing as a whole.

State Use is a mandated purchasing program that facilitates contracts between the State of Oklahoma and statutorily qualified organizations.

Vendor Registration manages vendor files, online vendor registration, customer service, support of IRS compliance and state agency direct deposit payment information for all state agencies, including higher education.



# Program Details

---

## Human Capital Management | \$13,146,718

Human Resources supports leadership in achieving organizational goals, handles human resources issues within OMES and advises on HR issues outside OMES including employee relations, training, benefits administration, interpretation of federal and state laws and statutes, recruitment, hiring, onboarding, orientation, employee data management, occupational health, and legal compliance. The department serves as the HR department for the Governor's and Lieutenant Governor's offices and provides payroll shared services to approximately 60 state agencies.

Talent Management provides support and services to state agencies with Workday@OK processes including position management, job profiles, compensation, employee transfers, supervisory organizations, recruiting, hiring, onboarding, employee performance reviews and development plans. Through Workday@OK, this team maintains a statewide job catalog and codes for pay adjustments, and reviews job applications as requested. Talent Management conducts a salary survey of private and public sector employers in Oklahoma and compares results to surrounding states. The results of this survey are compiled into an Annual Compensation Report, which is presented to the Governor and Legislature.

Employee Benefits Department works with insurance companies to obtain benefits for state employees; administers insurance plans; and trains benefit coordinators at agencies. Employee Benefits manages the flexible spending account program by issuing benefits credit cards, processing paper claims, reviewing requested documentation for approval or denial of expenditures, and providing customer service.

Strategic Workforce Services helps customers prepare their workforce and organizations to better meet their missions through long-term strategic planning and practical workforce solutions. SWS assists agencies in acquiring, developing, training, aligning and retaining talent.

The Civil Service Division of OMES Human Capital Management was established by House Bill 1146, the Civil Service and Human Capital Modernization Act. The purpose of the act is to modernize and reform the state's civil service system by consolidating administrative human resources functions under the state's central Human Capital Management division and to establish and maintain a State Employee Dispute Resolution Program to provide dispute resolution services for state agencies and their employees.





# Program Details

---

## Information Services | \$194,886,222

Information Security Team protects mission-critical networks and the state's digital assets through technology, services and security best practices. Information Security functions are organized into three general areas: Oklahoma Cyber Command, Unification of Central Security, and Business Continuity and Emergency Disaster Preparedness.

Public Safety and Defense IT Service Team provides IT support functions for public safety agencies and oversees the Criminal Justice Information Systems Center for Excellence program, which facilitates the unification of IT for all law enforcement agencies.

Application Services Team supports existing statewide and agency-specific technology applications and develops new statewide and agency-specific technology applications, including conventional applications, web and mobile applications, enterprise applications, and public safety applications, as well as performing the functions of systems analysis and creating and enhancing user interfaces and experience.

External Relations and Service Quality Team assists OMES Central Purchasing, agencies and affiliates with technology procurement, and establishes mutually beneficial partnerships with external entities. This team is charged with establishing, maintaining and continually improving a quality-of-service program.

Technology Services supports the state with IT infrastructure, a server team and Information Technology Operations Command Center, and supports state agencies that have completed IT unification with customer services including service requests, projects, system enhancements and more.



# Program Details

---

## Information Services | \$194,886,222 (continued)

Enterprise Programs Service Team is responsible for resources and methodology for agency services such as IT governance, project management, business analysis, standards library creation and maintenance, and maintaining data center facilities.

Data Driven Service Team provides data management services for OMES and state agencies. Data management is the common framework for cost-effective, efficient sharing and analysis of information across organizational lines; the creation of structures that support collaboration for the secured sharing of data, information and knowledge; a framework to leverage data and information as an asset; and transparency support.

Strategy, Planning, Architecture, Research and Knowledge Service Team focuses on strategic planning, enterprise architecture methodology and implementation, and research and knowledge to create a cohesive plan for state agencies and Oklahoma as a whole. This team stays current on IT issues facing the state and seeks long-term solutions.

Client Experience Service Team is responsible for assuring overall client satisfaction. The department oversees PC support, the service desk and customer relationship management, which includes technical account managers and the customer care team.



# Program Details

---

## **Risk, Assessment, and Compliance | \$74,750,203**

Risk Management manages property and liability coverage for state agencies, higher education, rural fire districts, motor license agents, foster care parents and conservation districts. Coverage is offered through both self-insurance and commercial policies.

Assessment leverages digital technology to identify opportunities to improve business and purchasing practices.

Compliance ensures that programs and contracts administered by OMES and its partners are conducted in accordance with laws and are used in an ethical manner. To reduce exposure to fraud, waste, mismanagement and abuse, Compliance provides OMES and its partners with continuous monitoring, risk-based audits and recommendations, compliance audits and recommendations, an anonymous fraud reporting system, and preventive training courses and guides. This includes regular auditing of purchase card purchases to ensure compliance with statewide purchase card guidelines.



# Program Details

---

## **Service Oklahoma | \$82,242,651**

Service Oklahoma serves as the provider of driver's license and motor vehicle services for the state.

Founded in 2022, Service Oklahoma now encompasses the following departments: Administration and Driver's Licensing Services, with Motor Vehicle Services added on Jan. 1, 2023. Important cross-sectional functions including product, performance, communications and partnerships, legal, operations management, service onboarding, finance, and human resources are classified as administration.

Service Oklahoma also oversees licensed operators, formerly motor license agents, who are the primary providers for in-person services within the state.

On Nov. 1, 2023, Service Oklahoma ceased functioning as a division of OMES and became its own state agency.



## AGENCY ACCOMPLISHMENTS

- Central Purchasing led the State Suppliers Expo through its third year, welcoming 479 companies and 74 new bidders interested in doing business with the State of Oklahoma.
- Capital Assets Management continued its fleet reduction effort by receiving 872 vehicles from various agencies this calendar year.
- Established the Risk, Assessment, and Compliance Division.
- Finance Center of Excellence partnered with OMES IS to continue PeopleSoft Financials rollout of multiple modules to client agencies.
- Partnered to distribute over \$250 million in Statewide Recovery Fund/ARPA funds to agencies.

## AGENCY GOALS

- Move all OMES into a single work management system to streamline customer experience.
- Implement a Capital Assets Management deferred/preventative maintenance program.
- Implement the recommendations of the Human Capital Management Market Study.
- Develop a comprehensive job catalog that will include job title, job level, and pay grade for all 33,000 state employees.
- Host listening sessions for shared service divisions to collaborate and communicate with agencies.
- Automate processes.





**OKLAHOMA**  
Tax Commission

## Doug Linehan Executive Director



The **Oklahoma Tax Commission (OTC)** administers the collection and distribution of 77 different taxes, licenses and fees. It is OTC's statutory duty to apportion such revenues to the various state funds and to allocate directly certain state-collected levies earmarked to counties, school districts and municipalities. Under contract with individual municipalities, OTC is responsible for administration, collection and distribution of local sales and use tax levied by the cities and towns of Oklahoma.

Founded in **1931**, this agency now encompasses the following divisions: Innovation, Business Tax Services, Digital Communications and Marketing, Income Tax Accounts, Taxpayer Resources, Ad Valorem, Central Processing, Tax Policy and Research, Business Operations, Apportionment and Revenue, Legal, Audit Services, and Collections.

# Agency Vision, Mission and Core Values

## **Vision:**

Set the benchmark for the state's most proactive, fair, and equitable agency that consistently exceeds its customers' expectations. Be the most accessible, informative, responsive, and customer-friendly agency in the State of Oklahoma. Serve as an example of the most forward-thinking, trend setting, knowledgeable, and customer-friendly revenue agency. Be the best place to work in the State of Oklahoma for employees.

## **Mission:**

Promote tax compliance through serving taxpayers with transparency and fairness in administration of the tax code and unparalleled customer service.

## **Core Values:**

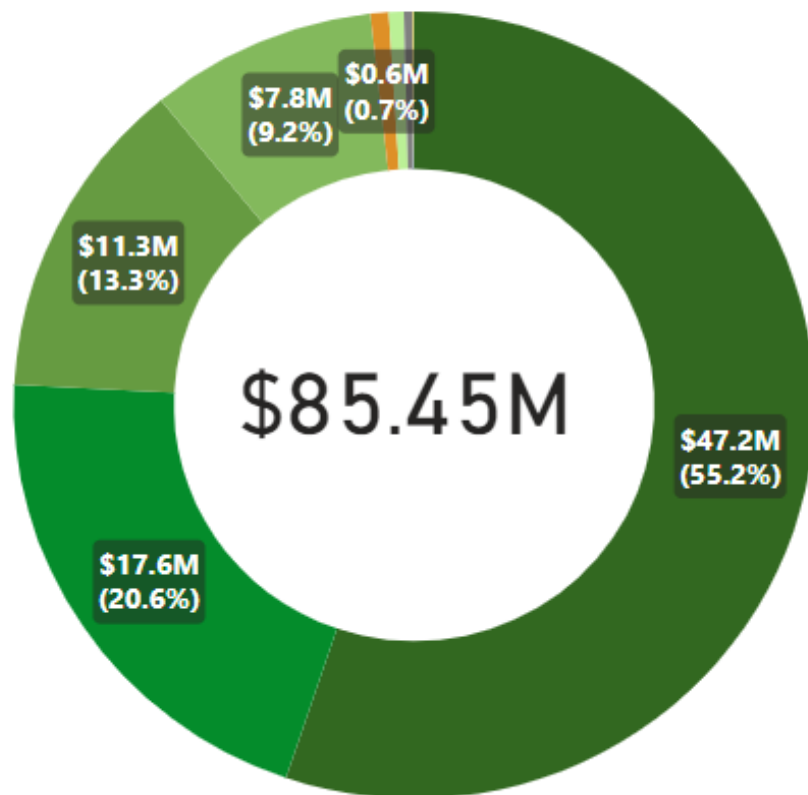
- Transparency and fairness in administration of the tax code.
- Unparalleled customer service.
- Drive efficiencies through innovation.
- Creating a great place to work.



# Oklahoma Tax Commission

## FY 2023 Expenditures

Expense Group	Sum of Amount
Personnel	\$47,171,711
IT	\$17,619,073
Professional Services	\$11,337,794
General Administration	\$7,833,427
Buildings & Facilities	\$614,082
Travel	\$520,300
Other	\$280,653
Fleet	\$38,155
Pass-throughs	\$31,987
<b>Total</b>	<b>\$85,447,182</b>



- Expense Group**
- Personnel
  - IT
  - Professional Services
  - General Administration
  - Buildings & Facilities
  - Travel
  - Other
  - Fleet
  - Pass-throughs

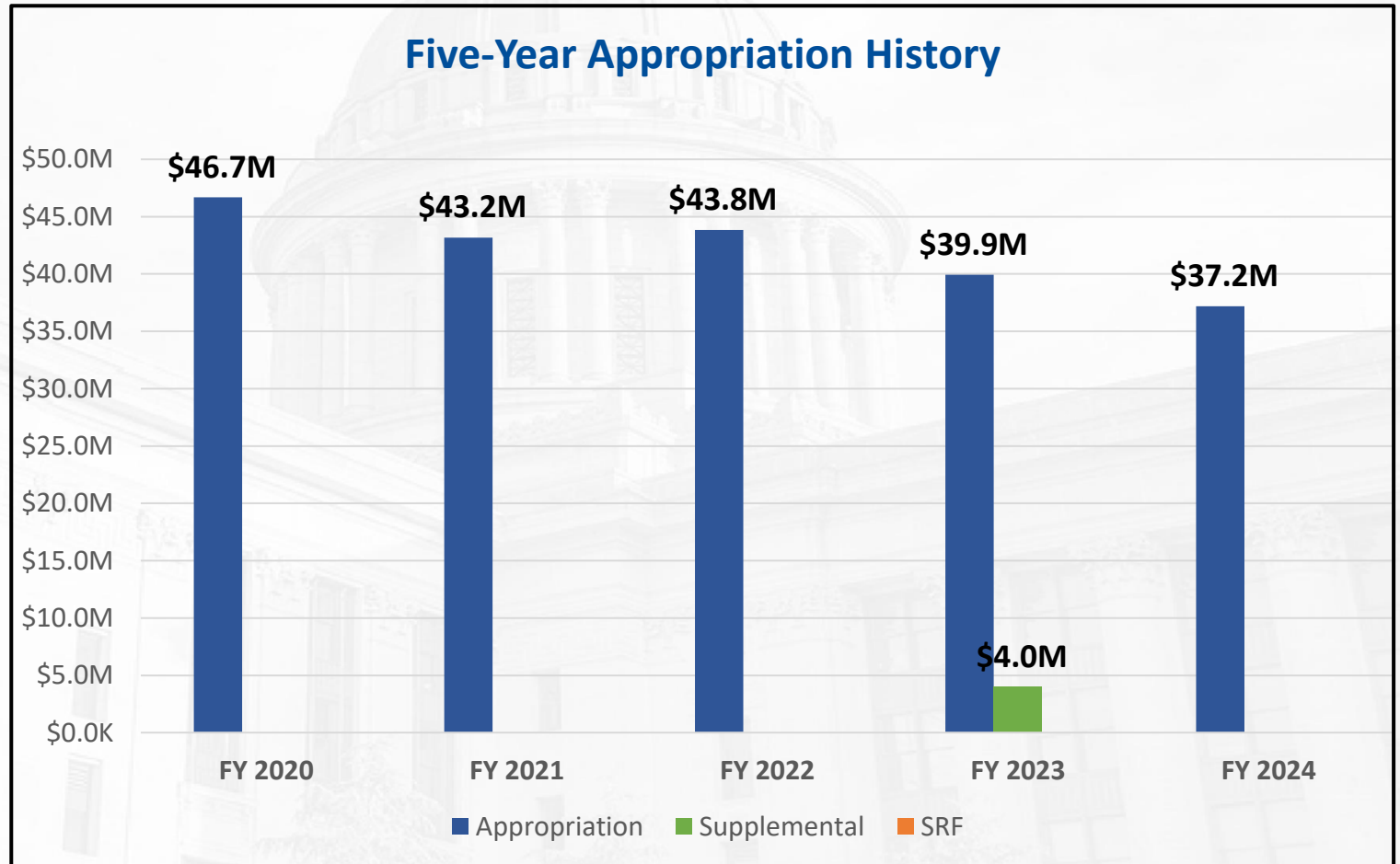
Operating	Grants & Pass-Throughs
Personnel	Medicaid
Professional Services	Assistance Payments
General Administration	Pass-throughs
IT	Program Reimbursements
Travel	
Capital	Other
Buildings & Facilities	Other
Highways & Bridges	Statewide Medical Claims
Debt Service	
Fleet	

Note: Film Rebate and Tire Recycling pass-through programs and Ad Valorem Reimbursement Fund reimbursements to counties are not included. Data obtained on 1-3-24.



# Appropriation History

Fiscal Year	Legislated Appropriation (\$) <i>(Supplementals/SRF included if applicable.)</i>
FY 2020	\$46,678,127
FY 2021	\$43,177,267
FY 2022	\$43,844,417
FY 2023	\$43,924,417
FY 2024	\$37,174,417



# Programs and FY 2024 Budget Summary

Program Name	Brief Description of Program	FY 2024 Budget	# Served by Program
Headquarters/Administration	Commissioners, administrative staff, law judges, the executive director's office, and internal audit.	\$10,138,497	677 OTC employees, state agencies.
Taxpayer Services	Provides central point of contact for taxpayer assistance, communications, and problem resolution. Issues licenses, permits, and certificates.	\$20,160,665	4 million taxpayers and preparers.
Ad Valorem Programs	Monitors the valuation of locally or centrally assessed property in Oklahoma and provides technical assistance to county assessors.	\$3,088,545	County and municipal governments.
Central Processing	Receives and processes all documents and remittances.	\$6,807,381	677 OTC Employees.
Tax Policy and Research	Develops and reviews tax policy and procedures, promulgates rules and legislation, and provides fiscal impact studies and economic forecasting.	\$1,722,193	State agencies, legislators.
Support and Management Services	Management and administrative support services, human resources, employee training, and revenue accounting and apportionment.	\$6,905,210	677 OTC employees.
Legal Services	Manages litigation, tax protests, bankruptcy, and other legal proceedings.	\$5,513,815	677 OTC employees.
Compliance	Enforces compliance with tax statutes by conducting audits and collecting delinquent tax debts.	\$25,455,834	4 million taxpayers.
Information Services	Information technology services.	\$24,194,298	677 OTC employees.



*Note: The Film Rebate pass-through program and Waste Tire Pass-through have been excluded. Budget amounts include revisions as of 12.01.23.*

# FY 2024 Budget By Program

---

## Oklahoma Tax Commission | FY 2024 Budget | \$103,986,888

### Headquarters/Administration | \$10,138,947

Administration consists of the commissioners, administrative staff, law judges, the executive director's office and internal audit. The commission is a full-time policy-making and judicial body responsible for the administration of tax laws of the state. They are responsible for ensuring that policies and rules promulgated by the commission are administered in the most fair and efficient manner and for promoting voluntary compliance.

### Taxpayer Services | \$20,160,665

Taxpayer Services is a centralized point of contact for taxpayer inquiries. The division assists walk-in customers, handles phone inquiries, distributes forms, and provides problem research and resolution. It is responsible for registration, taxpayer assistance, communications, account maintenance, and ensuring the accuracy and integrity of taxpayers' account data. Taxpayer Services also issues licenses, permits, and exemption certificates.

### Ad Valorem Programs | \$3,088,545

Ad Valorem monitors the valuation of locally and centrally assessed property in Oklahoma. The division is responsible for providing resources and technical assistance to enable county assessors to carry out their statutory responsibilities and ensure a fair and equitable ad valorem tax system. The balance of the Ad Valorem Reimbursement Fund is a pass-through and is not included in the operating budget.

### Central Processing | \$6,807,381

Central Processing receives and processes all documents and remittances received by the Tax Commission. The division is responsible for posting remittances to taxpayer accounts in the most efficient and accurate manner possible.



# Program Details

---

## **Tax Policy and Research | \$1,772,193**

Tax Policy and Research is responsible for the development and review of tax policy and procedures, promulgating rules and legislation, research and economic forecasting, and legal and administrative decisions. Tax Policy is responsible for the preparation and development of policy for commission adoption. The division also provides revenue impacts for executive and legislative tax proposals and prepares the annual tax expenditure report.

## **Support and Management Services | \$6,905,210**

Support and Management Services include management services, human resources, employee training and computer-related functions. The division supports the entire agency with revenue accounting, apportionment, purchasing, and all personnel functions.

## **Legal Services | \$5,513,815**

Legal Services manages litigation, tax protests, collection activity, bankruptcy, and other legal proceedings. The division provides legal services to agency divisions involved in the administration and collection of tax revenue.

## **Compliance | \$25,455,834**

Compliance includes all audit processes for the agency. The division encourages compliance through telephone contacts, conducts office and field visits, and provides notice to show-cause hearings. The division is responsible for ensuring statutory compliance and the collection of delinquent tax debts through the review of taxpayer books, records, accounts and other financial documents. It participates in administrative delinquency hearings, filing liens, and establishing payout plans. The value of the Waste Tire Program is a pass-through and is not included in the operating budget.



## AGENCY ACCOMPLISHMENTS

- Implemented a standardized performance management process, new employee training program, leadership training program, and new employee onboarding program to drive employee accountability and professional development.
- Transitioned Motor Vehicle Division to Service Oklahoma.
- Implemented proven operating systems for processing Gross Production Tax, Ad Valorem Tax, and Collections within the agency's integrated tax system. These new systems are expected to reduce reliance on paper, external collections agencies, and manual data entry.
- Implemented a performance-based pay program for high-performing employees and an agencywide market-based salary adjustment as parts of an overall strategy to attract and retain top-tier talent and enhance employee engagement.

## AGENCY GOALS

- Implement Parental Choice Tax Credit legislation.
- Transform the OTC website and OKTap taxpayer assistance portal with a focus on clarity and simplicity for an enhanced taxpayer experience.
- Improve the Taxpayer Resource Center to reduce wait times and increase the rate of first call resolutions.
- Implement proven electronic operating systems for Legal Case Management and Audit Management to improve efficiency.
- Simplify letters sent to taxpayers.





**OKLAHOMA**  
**State Treasurer**

**Todd Russ**  
**Oklahoma State Treasurer**



---

The **Oklahoma State Treasurer's Office** provides for safe and efficient operation of state government through effective banking, investment and cash management.

The State Treasurer has the following statutory and constitutional responsibilities: receiving, depositing, and disbursing all state funds; investing temporary surplus funds; investing specific funds for other state agencies; requiring banks to furnish collateral sufficient to secure deposits of public funds; paying interest on the state's bonded debt and redeeming the debt at maturity; safekeeping securities owned by various state agencies and securities pledged as collateral to other state agencies; processing and distributing all state checks; administering the Business Link and Agricultural Link Programs; administering the Unclaimed Property Program; and Debt Management and State Bond Advisory Services.

Founded at statehood in **1907**, this agency encompasses the following divisions: Banking and Treasury Services, Investment Office, Link Deposit, Portfolio Accounting and Reporting, State Bond Advisory Services, Unclaimed Property, College Savings Plan and Oklahoma STABLE.

# Agency Vision, Mission and Core Values

## **Vision:**

Remain among the national leaders for the delivery of basic treasury services and innovative programs; improve on programs through more efficient and effective delivery of financial services; demonstrate leadership through the use of technology and the introduction of new or enhanced programs and services that meet the needs of Oklahoma citizens; provide public education and information as to the availability of programs and services, as well as the roles and responsibilities of the Treasurer's office; achieve and maintain public confidence in the State Treasurer's Office.

## **Mission:**

Serve the people of Oklahoma by providing sound banking and investment services, reuniting individuals and businesses with their unclaimed property, and promoting economic opportunities in a fiscally responsible and efficient manner while adhering to the highest professional and ethical standards.

## **Core Values:**

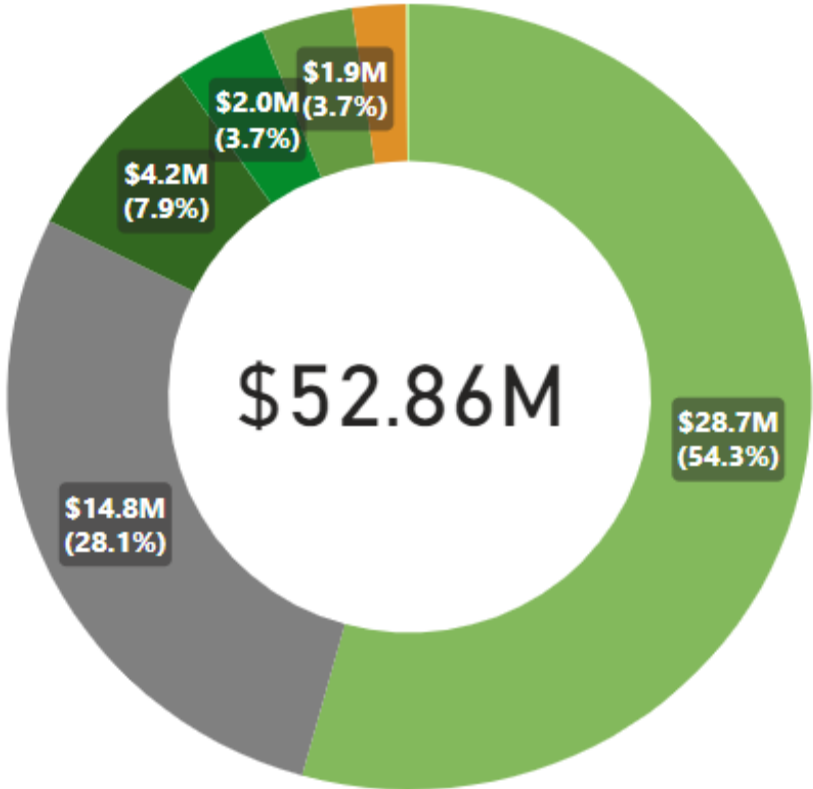
Honesty, ethical conduct, and trustworthiness; fiscal responsibility; customer and public service; internal teamwork and staff development; communication – internal and external; state agency and financial institution collaboration; risk management; innovation; and operational balance.



# State Treasurer

## FY 2023 Expenditures

Expense Group	Sum of Amount
General Administration	\$28,713,167
Other	\$14,842,732
Personnel	\$4,181,706
IT	\$1,974,346
Professional Services	\$1,939,876
Buildings & Facilities	\$1,146,052
Travel	\$64,826
Fleet	\$68
<b>Total</b>	<b>\$52,862,773</b>



- Expense Group**
- General Administration
  - Other
  - Personnel
  - IT
  - Professional Services
  - Buildings & Facilities
  - Travel
  - Fleet

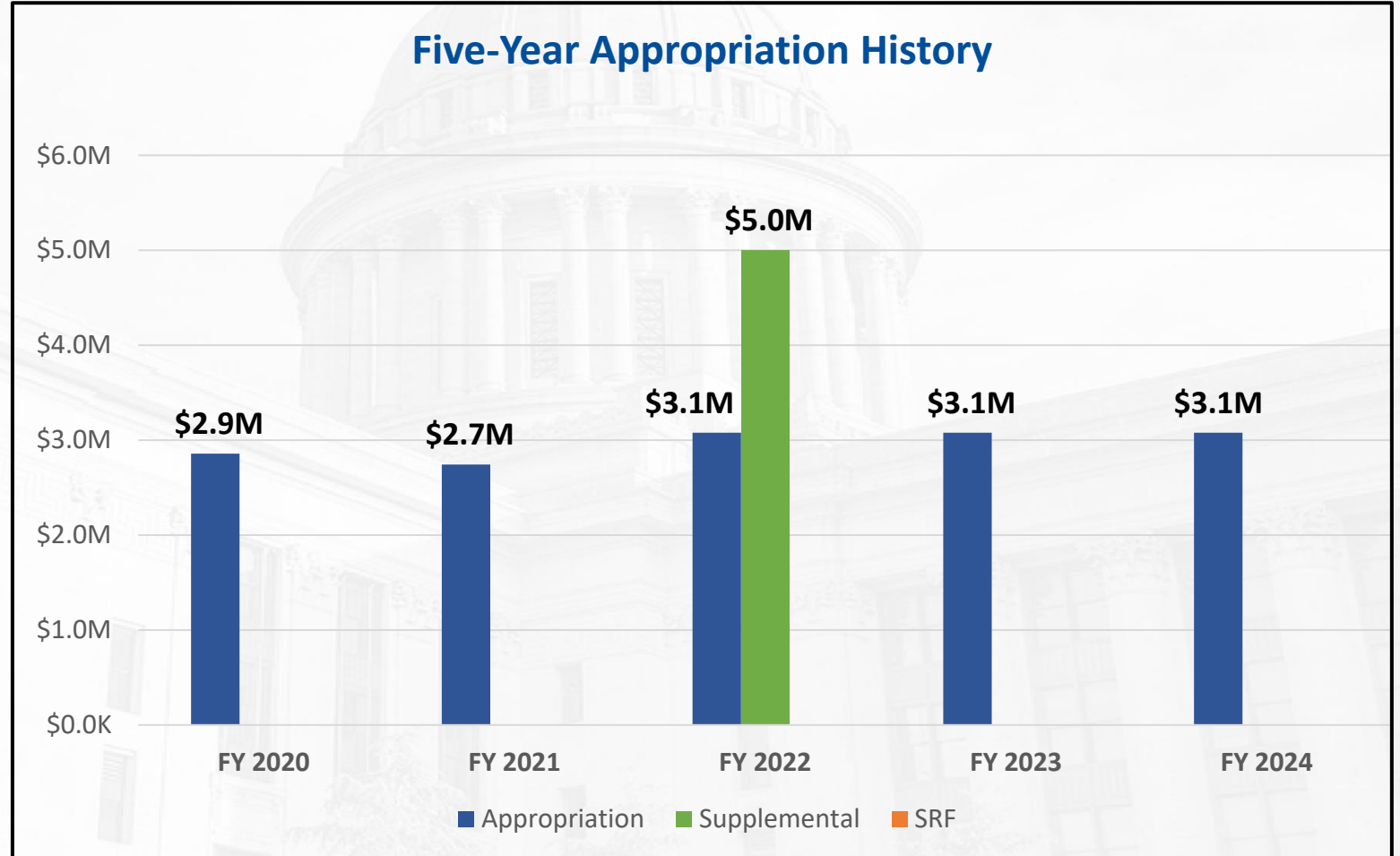
Operating	Grants & Pass-Throughs
Personnel	Medicaid
Professional Services	Assistance Payments
General Administration	Pass-throughs
IT	Program Reimbursements
Travel	
Capital	Other
Buildings & Facilities	Other
Highways & Bridges	Statewide Medical Claims
Debt Service	
Fleet	

Note: Excludes coupon and bond payments and statewide circuit engineering board pass-throughs. The General Administration expense group includes the Unclaimed Property Fund special account. Data obtained on 1.03.24.



# Appropriation History

Fiscal Year	Legislated Appropriation (\$) (Includes supplementals and SRF/ARPA.)
FY 2020	\$2,856,928
FY 2021	\$2,742,651
FY 2022	\$8,079,823
FY 2023	\$3,079,823
FY 2024	\$3,079,823



Note: FY 2022 includes a \$5 million one-time appropriation to modernize the Treasury Management software system.

# Programs and FY 2024 Budget Summary

Program Name	Brief Description of Program	FY 2024 Budget	# Served by Program
Banking and Treasury Services	Provide banking services to state agencies.	\$1,617,697	State agencies.
Administration	Support all functions needed to operate agency's program divisions.	\$1,129,058	Citizens of Oklahoma.
Investment Office	Manage investment services.	\$320,014	State of Oklahoma, state agencies.
Portfolio Accounting and Reporting	Account and report on state's investment portfolio. Provide administrative services to the Tobacco Settlement Endowment Trust and Oklahoma Capital Improvement Authority.	\$1,203,415	State of Oklahoma, state agencies, state banks.
Debt Management Services	Assist with debt issuance, investor relations.	\$545,471	State of Oklahoma, state agencies.
Unclaimed Property	Reunite unclaimed property with rightful owners.	\$67,721,004	Citizens of Oklahoma.
College Savings/OK STABLE	The College Savings Plan helps Oklahomans save for expenses related to higher education. OK STABLE helps Oklahomans with disabilities save for quality-of-life expenses.	\$83,064	Approx 62,900 Oklahomans seeking a college education, Oklahomans with disabilities.
Information Services	Technology solutions and support to agency.	\$7,043,543	Citizens of Oklahoma.



*Note: Excludes coupon and bond payments, State Land Reimbursement, and Statewide Circuit Engineering Board pass-throughs. Budget amounts include revisions as of 12.01.23.*

# Program Details

---

## Oklahoma State Treasurer | FY 2024 Budget | \$79,663,267

### Banking and Treasury Services | \$1,617,697

The Banking and Treasury Services division serves as the bank of record for all state agencies. The division provides basic banking services such as revolving deposits, check cashing, change orders and safekeeping for agencies near the State Capitol. Banking and Treasury Services also provides agencies the ability to create debits and credits through the Automated Clearinghouse and accept payment through a centralized credit card program.

### Investment Office | \$320,014

The Investment Office manages the investment of Oklahoma's General Revenue Fund and OK Invest portfolios within statutory regulations. These services allow public funds interest income and a competitive rate of return, thus providing additional revenue to state agencies and for the Legislature to appropriate for operations of the state.

### Portfolio Accounting and Reporting | \$1,203,415

The Portfolio Accounting and Reporting division provides cash management, reconciliation, collateralization, wire transfer, investment accounting and other related services to state agencies. The division is responsible for accurately accounting for and reporting on the state's investment portfolio, TSET and the Office of the State Treasurer. Portfolio Accounting and Reporting administers the OK Invest Program, which allows state agencies to earn investment returns on their cash reserves.



# Program Details

---

## **Debt Management Services | \$545,471**

The State Bond Advisor assists state governmental entities in planning, structuring and selling debt in capital markets. The division publishes the annual state debt affordability study and provides reports to credit rating agencies.

## **Unclaimed Property | \$67,721,004**

The Unclaimed Property Program returns unclaimed property to rightful owners or heirs. The division's activities include maintaining a database of unclaimed property, promoting public awareness of the program, storing valuables for safekeeping and performing safe transfers of property.

## **College Savings and OK STABLE | \$83,064**

The College Savings Plan (Oklahoma 529) provides tax-advantaged investment options to save for higher education expenses. The Oklahoma STABLE Program provides Oklahomans with disabilities investment options to save for quality-of-life expenses without jeopardizing their eligibility for means-tested benefit programs.



## AGENCY ACCOMPLISHMENTS

- Completed request for information project in process to replace the legacy banking system and initiated the request for proposal process.
- Decreased operating expenses for Unclaimed Property by renegotiating contracts and paid out the program's largest claim in history (\$3.1 million).
- Realized record earnings for the state's investment portfolio, closing out FY 2023 with \$220 million in returns instead of the projected \$50 million.
- Transitioned investment operations from a legacy platform to a Bloomberg terminal, resulting in better trading opportunities and pricing.
- Achieved positive movement for Oklahoma's credit rating with both S&P and Moody's upgrading the state's outlook from "stable" to "positive."

## AGENCY GOALS

- Continue project to update and replace outdated agency legacy systems critical to core banking and unclaimed property operations.
- Grow Oklahoma 529 College Savings Plan to decrease student loan debt, increase the number of Oklahomans with degrees, and improve retention of workforce with necessary experience and skills.
- Increase the use of the Oklahoma STABLE Program for people with disabilities to improve quality of life.
- Effectively manage ARPA funds to accommodate the state's disbursement schedule.
- Maximize earnings for the state's investment portfolio.





**OKLAHOMA**  
Medical Marijuana Authority

**Adria Berry**  
**Executive Director**



---

The **Oklahoma Medical Marijuana Authority** serves as the regulatory agency for Oklahoma's medical marijuana program.

Oklahoma voters authorized the state's medical marijuana program in 2018 with State Question 788. SQ 788 created OMMA and the state laws that started the industry.

The agency now encompasses the following programs:

- Administration/Operations.
- Communications/Policy.
- Enforcement/Compliance.
- Finance/Licensing.

# Agency Vision, Mission and Core Values

**Vision:**

A safe medical marijuana program that is appropriately regulated to support responsible industry growth and innovation.

**Mission:**

Promote public health and safety through regulation and enforcement of responsible medical cannabis practices by patients and commercial licensees.

**Core Values:**

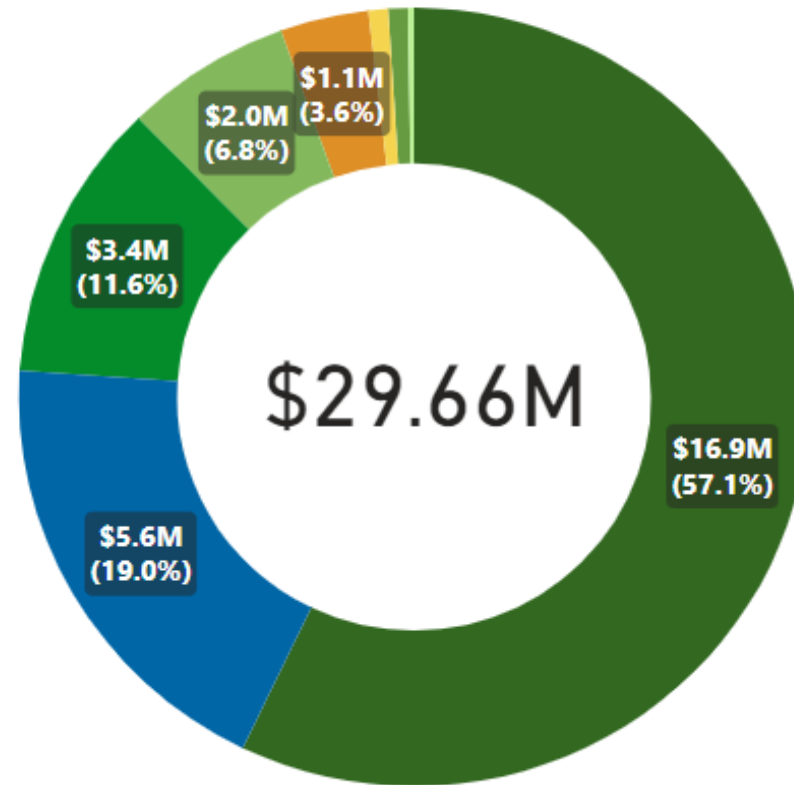
Consumer Protection, Integrity, Collaboration, Innovation, and Quality Service.



# Oklahoma Medical Marijuana Authority

## FY 2023 Expenditures

Expense Group	Sum of Amount
Personnel	\$16,942,770
Program Reimbursements	\$5,623,886
IT	\$3,449,201
General Administration	\$2,015,699
Buildings & Facilities	\$1,078,277
Fleet	\$237,612
Professional Services	\$237,023
Travel	\$72,670
Pass-throughs	\$2
<b>Total</b>	<b>\$29,657,140</b>



- Expense Group**
- Personnel
  - Program Reimbursements
  - IT
  - General Administration
  - Buildings & Facilities
  - Fleet
  - Professional Services
  - Travel
  - Pass-throughs

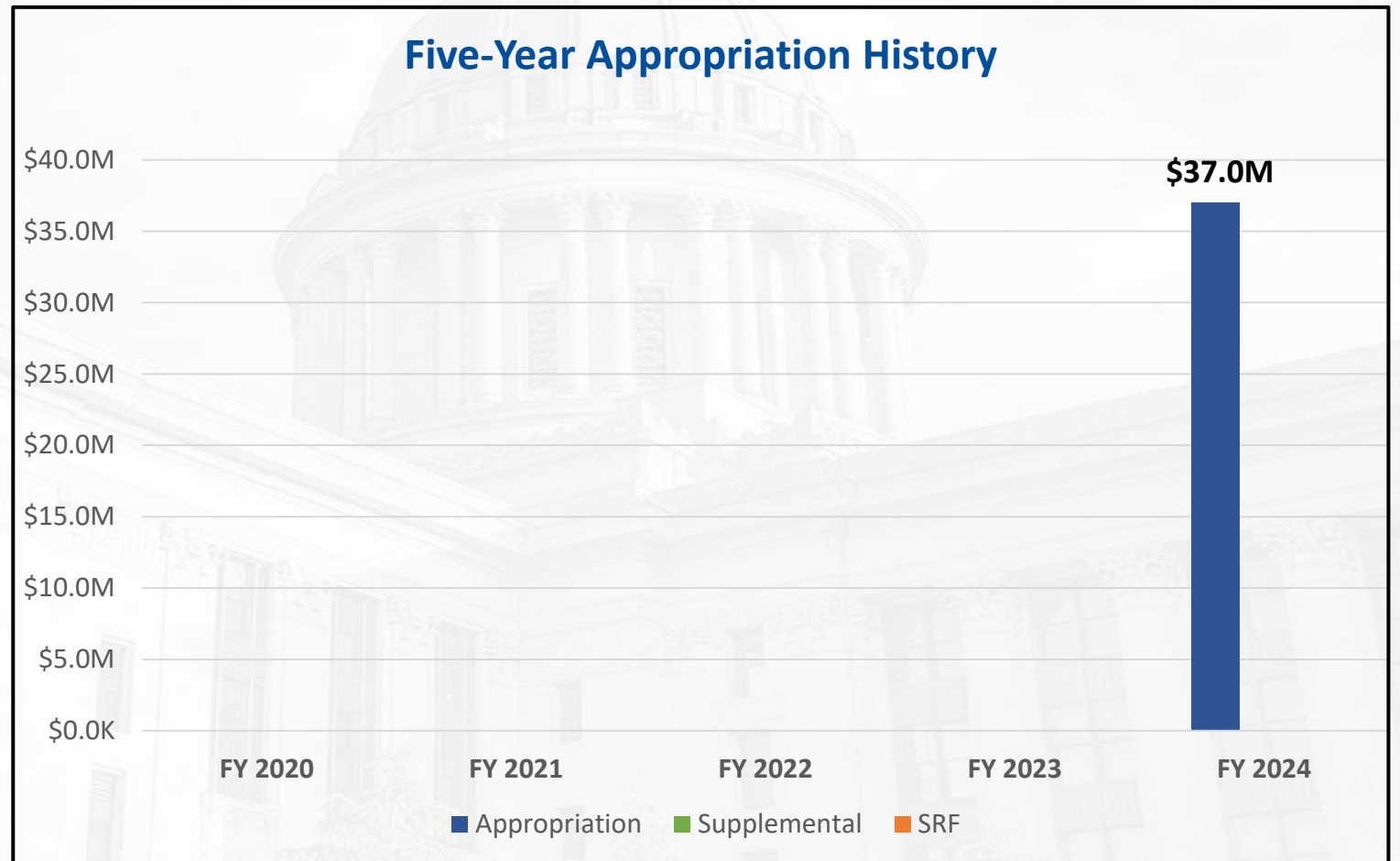
Operating	Grants & Pass-Throughs
Personnel	Medicaid
Professional Services	Assistance Payments
General Administration	Pass-throughs
IT	Program Reimbursements
Travel	
Capital	Other
Buildings & Facilities	Other
Highways & Bridges	Statewide Medical Claims
Debt Service	
Fleet	

Note: Data obtained on 1.03.24.



# Appropriation History

Fiscal Year	Legislated Appropriation (\$) <i>(includes supplementals and SRF/ARPA)</i>
FY 2020	\$0
FY 2021	\$0
FY 2022	\$0
FY 2023	\$0
FY 2024	\$37,000,000



# Programs and FY 2024 Budget Summary

Program Name	Brief Description of Program	FY 2024 Budget	# Served by Program
Administration & Operations	Responsible for support functions and systems including operations, risk management, training, policy and procedure development, legal, and project management.	\$9,368,900	Residents of and visitors to Oklahoma.
Communications & Policy	Drafts administrative rules and facilitates communication between agency staff, the Legislature, other state agencies, and the general public. Provides data, research, and feedback on legislation and amendments when requested.	\$2,770,700	Residents and visitors to Oklahoma, OMMA staff, and other state agencies.
Enforcement & Compliance	Investigates violations of state laws and regulations concerning medical marijuana. Conducts mandated on-site inspections of licensed medical marijuana commercial establishments.	\$13,817,900	Residents of and visitors to Oklahoma.
Finance & Licensing	Processes medical marijuana licenses for both patients and commercial entities across the state. Conducts mandated on-site inspections of licensed medical marijuana testing facilities and oversight of the state's Quality Assurance Lab. This program also includes finance functions of budget, procurement, and accounts payable.	\$7,729,600	Residents of and visitors to Oklahoma.
Information Services	Performs information technology, data, and research functions.	\$3,312,900	Agency staff and clients.



*Note: Budget amounts include revisions as of 12.01.23.*

# Program Details

---

## Oklahoma Medical Marijuana Authority | FY 2024 Budget | \$37,000,000

### **Administration & Operations | \$9,368,900**

Responsible for support functions and systems including human resources, onboarding and training, risk management, legal, mailroom and supplies, policy and procedure development, and project management.

### **Communications & Policy | \$2,770,000**

Includes policy, communications, and the call center. Responsible for drafting administrative rules and facilitating communication between agency staff, the Legislature, other state agencies, and the public. This program provides data, research, and feedback on legislation and amendments when requested, and ensures timely and accurate communication for all internal and external OMMA stakeholders.

### **Enforcement & Compliance | \$13,817,900**

This program is committed to public safety through maintaining a robust compliance program and conducting criminal and administrative investigations to ensure safe and legal medical marijuana practices are followed by licensees throughout the state.

Responsible for investigating violations of state laws and regulations concerning medical marijuana as well as conducting mandated on-site inspections of licensed medical marijuana commercial establishments and determining compliance with OMMA rules and state laws.



# Program Details

---

## **Finance & Licensing | \$7,729,600**

Licensing processes and distributes medical marijuana licenses for both patients and commercial entities across the state. This program is committed to establishing and maintaining processes that ensure staff are adequately trained and equipped to process complex applications and maintaining stringent review processes to ensure patient safety and legality of commercial licenses.

Laboratory oversight serves as the gatekeeper between medical marijuana growers and producers and patients using medical cannabis. This program is committed to ensuring patient safety through inspections of commercial labs, oversight of the state's Quality Assurance Lab, and promoting standardized methods for testing and efforts to build the medical marijuana testing evidence base.

Additionally, the program includes budget, procurement, and accounts payable functions which are responsible for managing public resources through acquisitions of goods and services, financial analysis and reporting, and execution of OMMA's annual budget work program.



In its first full year as a stand-alone state agency, the Oklahoma Medical Marijuana Authority adopted the protection of Oklahoma's roughly 350,000 medical cannabis patients as a top priority.

OMMA inspectors visited each of the state's nearly 9,000 licensed medical marijuana businesses. OMMA kept patients safe by issuing the two largest product recalls in the history of the state's medical marijuana market, keeping thousands of potentially dangerous products out of Oklahoma households.

A high-tech data analysis program enabled investigators to identify and focus on the most egregious violations from bad actors in business. OMMA filed more than 1,300 cases in administrative court, seizing thousands of pounds of illicit products and plants destined for the illegal market and leveling the playing field for hardworking business owners trying to do things the right way.

Moving forward, Oklahomans can expect even better results when OMMA's quality assurance laboratory comes online, a secret shopper program rolls out, and new laboratory standardization rules take effect.

## A STORY OF *Success*

- *Mission: Promote public health and safety through regulation and enforcement of responsible medical cannabis practices by patients and commercial licensees.*
- *Vision: Ensure a safe medical marijuana program that is appropriately regulated to support responsible industry growth and innovation.*
- *Values: Consumer protection, integrity, collaboration, innovation and quality service.*



## AGENCY ACCOMPLISHMENTS

- Transitioned to operating as an independent agency. Collaborated with the Department of Health and OMES to transfer contracts, systems, and services with no delays in service through the transition period.
- Successfully inspected 100% of the 8,291 licensed medical marijuana businesses.
- Established and enforced compliance with the seed-to-sale system.
- Seized and embargoed 5,352 and 2,561 pounds respectively of illicit marijuana, as well as over 53,611 plants.
- Enforcement served 94 emergency orders and 11 search warrants, seized three weapons, and made two arrests.

## AGENCY GOALS

- Identify and investigate egregious violations of law and rules by utilizing data tools and leveraging strategic partnerships with state and federal agencies.
- Prioritize public safety and ensure safe, tested product consumed by patient licensees through laboratory standardization, process validation, and secret-shopper testing.
- Meet or exceed 100% inspection rate for all 8,522 active commercial facilities.
- Operationalize the Quality Assurance laboratory. Utilize pre-existing laboratory space to reduce costs, estimated at a \$1 million savings.
- Process all commercial licenses within the statutory 90-day time period.
- Develop database and data warehouse and implement inspection software.
- Train local law enforcement officers across the state.





---

Service Oklahoma serves as the provider of driver and motor vehicle services for the state.

Founded in 2022, Service Oklahoma administers the state's Drivers Licensing and Motor Vehicle Services.

Service Oklahoma also oversees licensed operators, formerly motor license agents, who are the third-party providers for services within the state.

**Jay Doyle**  
**Chief Executive Officer**

# Agency Vision, Mission and Core Values

## **Vision:**

Aspire to be the most customer-centric state in America.

## **Mission:**

Remove the stress with navigating government services by providing a best-in-class customer experience.

## **Core Values:**

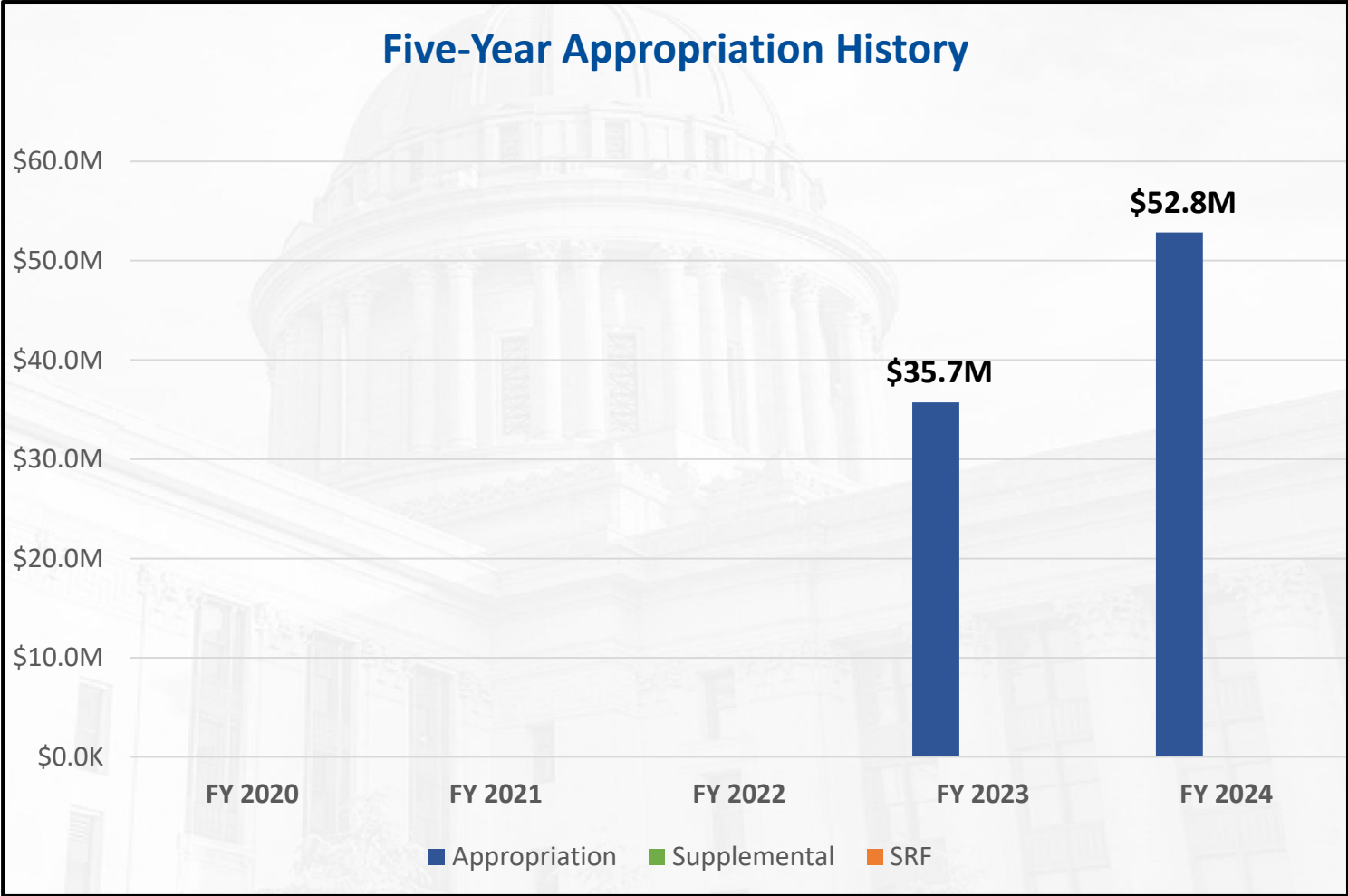
Pioneering, Authentic, Reliable, Neighborly, A Trusted Teammate.





# Appropriation History

Fiscal Year	Legislated Appropriation (\$) <i>(Includes supplementals and SRF/ARPA.)</i>
FY 2020	\$0
FY 2021	\$0
FY 2022	\$0
FY 2023	\$35,737,000
FY 2024	\$52,822,651



*Note: Service Oklahoma started as a division of the Office of Management and Enterprise Services in FY 2023. The FY 2023 budget accounted for eight months of Driver License Services (transitioned from DPS on Nov. 1, 2022) and six months of Motor Vehicle Services (transitioned from OTC on Jan. 1, 2023). The FY 2024 budget accounts for a full year of providing all of SOK's given duties. On Nov. 1, 2023, Service Oklahoma ceased being a division of OMES and became its own agency.*

# Programs and FY 2024 Budget Summary

Program Name	Brief Description of Program	FY 2024 Budget	# Served by Program
Administrative Services	Consists of the overarching management and support functions of the agency including administrative service, audit, communications, finance, human resources, legal, partnerships and policy, product and experience and service onboarding.	\$10,484,311	3.98 million Oklahomans offered services online, at 30 state run physical locations as well as a combined network of Licensed Operators throughout the state.
Driver License Services	Responsible for administering driver licenses, permits, commercial driver licenses, state identification cards and disability placards.	\$16,743,797	2.6 million licensed drivers offered services online, at 30 state run physical locations as well as a combined network of Licensed Operators throughout the state.
Motor Vehicle Services	Responsible for vehicle registration and titling, registration renewals, license plates and temporary permits.	\$10,298,794	3.98 million Oklahomans offered services online, at 30 state run physical locations as well as a combined network of Licensed Operators throughout the state.



*Note: Budget amounts include revisions as of 12.01.23.*

# Programs and FY 2024 Budget Summary

Program Name	Brief Description of Program	FY 2024 Budget	# Served by Program
Licensed Operator Performance Fund	Statutorily created fund for distributions to Licensed Operators for performance-based incentives.	\$2,300,000	241 Licensed Operators.
IT Assets	Separately identified IT functions.	\$13,509,936	3.98 million Oklahomans offered services online.



*Note: Budget amounts include revisions as of 12.01.23.*

# Program Details

---

## **Service Oklahoma | FY 2024 Budget | \$53,336,837**

### **Admin Services | \$10,484,311**

Consists of the overarching management and support functions of the agency including administrative service, audit, communications, finance, human resources, legal, partnerships and policy, product and experience and service onboarding.

### **Driver License Services | \$16,743,797**

Responsible for administering driver licenses, permits, commercial driver licenses, state identification cards and disability placards.

### **Motor Vehicle Services | \$10,298,794**

Responsible for vehicle registration and titling, registration renewals, license plates and temporary permits.

### **Licensed Operators Performance Fund | \$2,300,000**

Statutorily created fund for distributions to Licensed Operators for performance-based incentives.

### **IT Assets | \$13,509,936**

Separately identified IT functions.



## AGENCY ACCOMPLISHMENTS

- Improved answer rate of incoming calls to the customer contact center from 6% prior to Service Oklahoma to more than 90% today, with average wait time below two minutes.
- Improved online driver license renewals, reducing the process from 17 steps, and automated initial validations, reducing the processing time from five minutes to less than 30 seconds. The backlog, once more than a month, has been eliminated and renewals are now processed within 48 hours of submission.
- Trained 240 Licensed Operators to process out-of-state transfers and original driver license issuance. Services were previously only offered at the 30 SOK run facilities. This, along with deployment of additional terminals, will allow an additional 40,000 Oklahomans to be served each month.
- Implemented queue management platform that displays live wait times, allowing citizens to join the line prior to coming to a Service Oklahoma location. This has resulted in a 64% decrease in average customer wait time in December compared to the prior year.
- Launched “Drive Back to School” campaign promoting locations in Oklahoma City and Tulsa open on Saturdays in the month of August to specifically target and serve student drivers. Serving almost 1,500 customers on these Saturdays, the campaign was a huge success.

## AGENCY GOALS

- Replace the system of record for driver license (D360), which is critical to address technology integration challenges that are slowing processing of transactions and delivery of services.
- Reduce citizen wait times: Improve Service Oklahoma service centers by standardizing and extending hours and transforming the existing staffing model for SOK stores, leveraging part-time employees to allow locations to flex staff as needed during peak times and seasons to address customer demand, operating more like retail stores and less like traditional business offices.
- Real ID Deadline: Implement strategy to manage Real ID surge leading up to May 2025 deadline, including but not limited to, pop-up shops, extended hours, and staff augmentation.
- Transition to electronic titles: Finalize the completion of the state’s electronic lien and title system adding functionality for financial institutions and automobile dealers to create a more efficient and secure process for buying, selling, and lending for motor vehicles.





- Court of Criminal Appeals.
- District Courts.
- Oklahoma Legislature.
- The Supreme Court.

Legislative and Judicial





OKLAHOMA

# Court of Criminal Appeals

Scott Rowland  
Presiding Judge



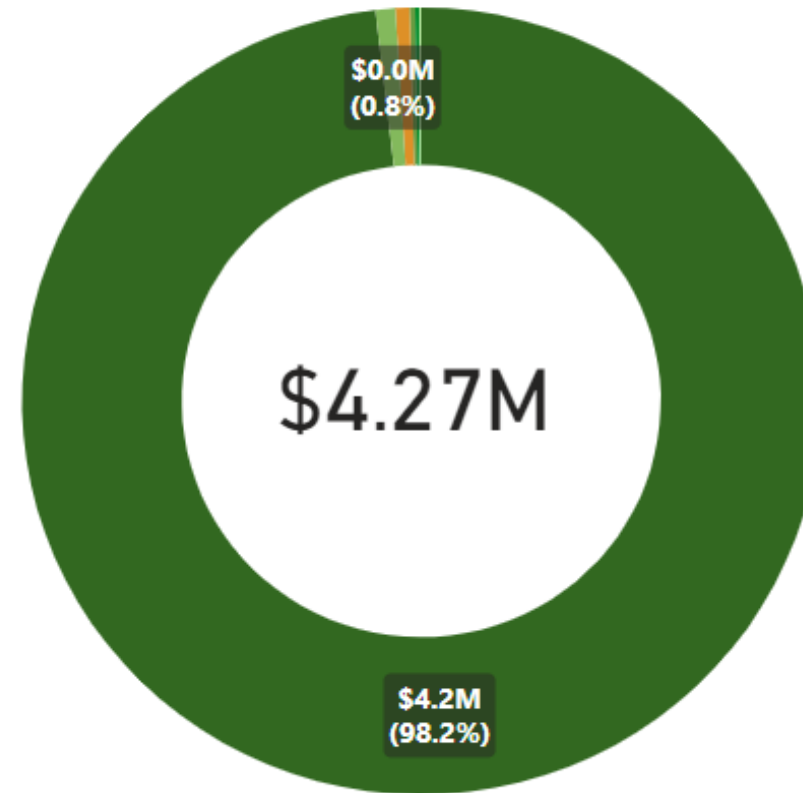
The **Court of Criminal Appeals** has exclusive appellate jurisdiction, coextensive with the limits of the state, in all criminal cases appealed from the district courts and such of other courts of record as may be established by law.

The Court of Criminal Appeals is composed of five judges, one from each of the Court of Criminal Appeals judicial districts. Judges of the court are appointed by the Governor, then stand for retention by a popular vote in a nonpartisan election for a term of six years.

# Court of Criminal Appeals

## FY 2023 Expenditures

Expense Group	Sum of Amount
Personnel	\$4,196,055
General Administration	\$33,589
Buildings & Facilities	\$24,405
Professional Services	\$9,689
IT	\$7,105
Travel	\$2,968
Other	\$126
<b>Total</b>	<b>\$4,273,938</b>



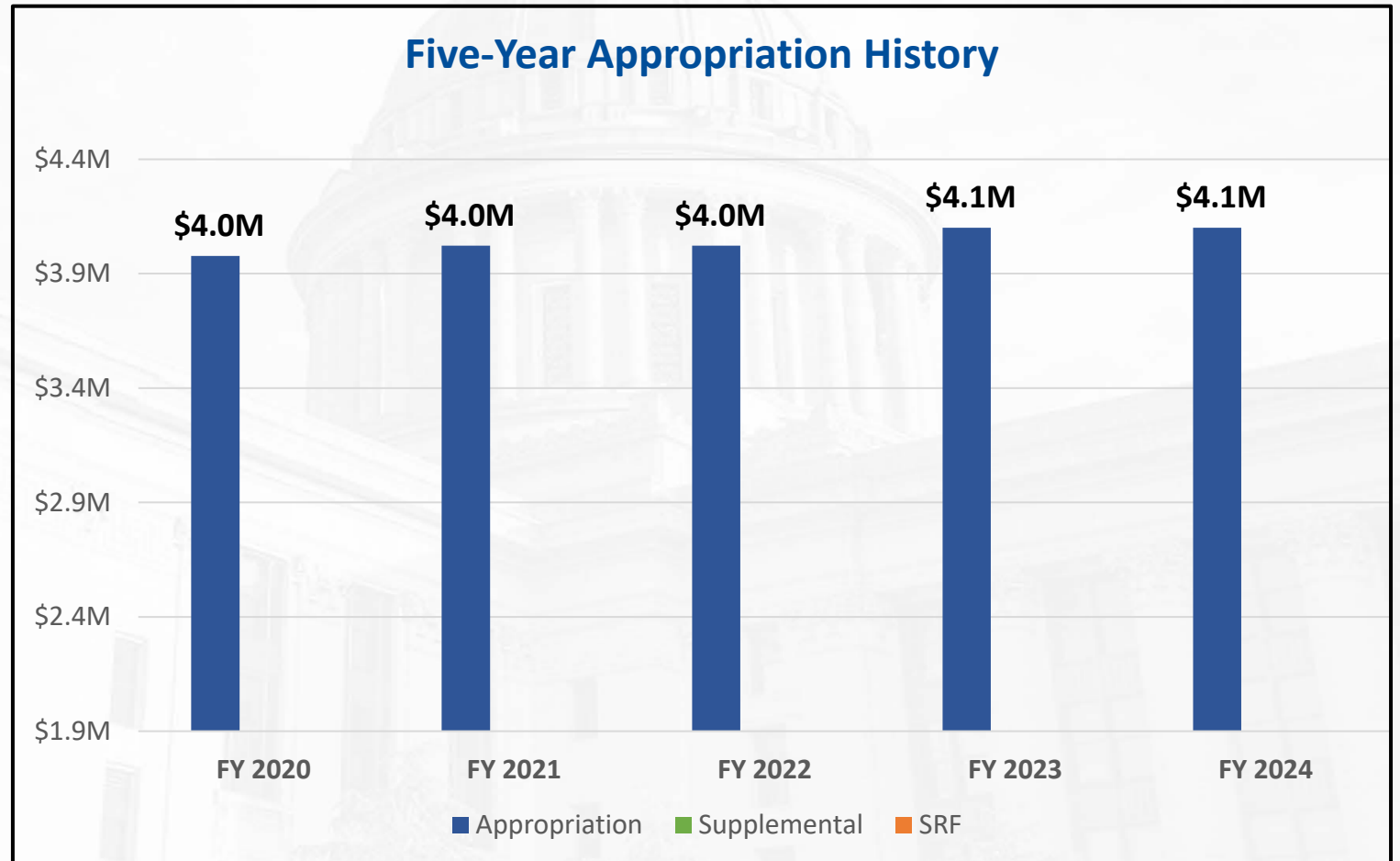
Operating	Grants & Pass-Throughs
Personnel	Medicaid
Professional Services	Assistance Payments
General Administration	Pass-throughs
IT	Program Reimbursements
Travel	
Capital	Other
Buildings & Facilities	Other
Highways & Bridges	Statewide Medical Claims
Debt Service	
Fleet	

Note: Data obtained on 1.03.24.



# Appropriation History

Fiscal Year	Legislated Appropriation (\$) <i>(includes supplementals and SRF/ARPA)</i>
FY 2020	\$3,977,067
FY 2021	\$4,022,707
FY 2022	\$4,022,707
FY 2023	\$4,100,297
FY 2024	\$4,100,297



# Programs and FY 2024 Budget Summary

---

Program Name	Brief Description of Program	FY 2024 Budget
Court Operations	The Court of Criminal Appeals is the court of last resort in all criminal matters.	\$4,591,623



*Note: Budget amounts include revisions as of 12.01.23.*

# Program Details

---

## **Court of Criminal Appeals | FY 2024 Budget | \$4,591,623**

### **Court Operations | \$4,591,623**

The Court of Criminal Appeals has exclusive appellate jurisdiction, coextensive with the limits of the state, in all criminal cases appealed from the district courts and such of other courts of record as may be established by law.





OKLAHOMA

# District Courts

M. John Kane IV  
Chief Justice



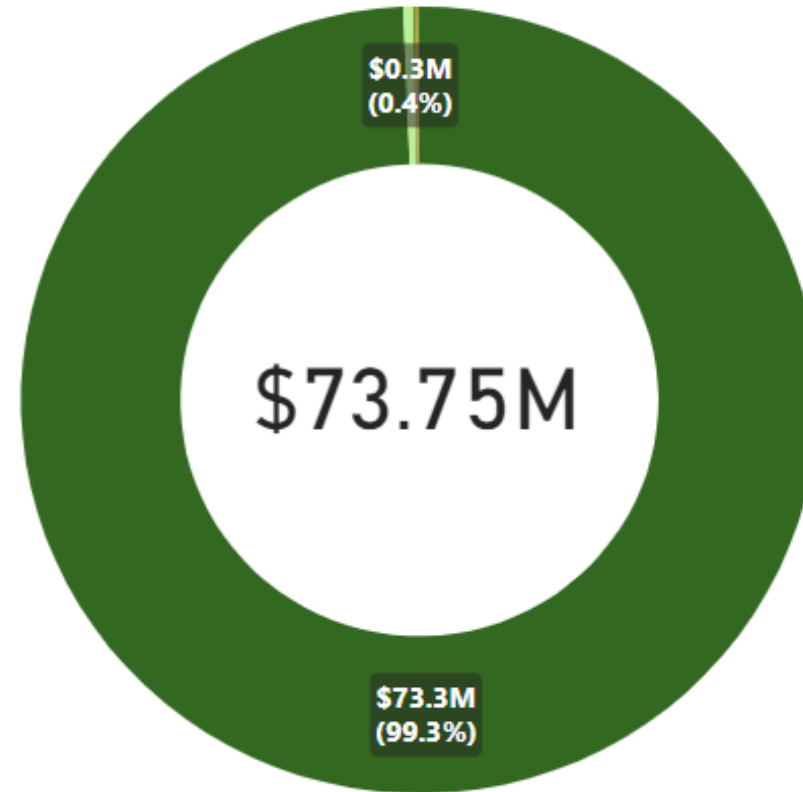
Most of the judiciary in Oklahoma is composed of judges of the **District Courts**. Often these judges serve as the first contact a party may have with the judicial system. District court judges hear both civil and criminal matters, and they are the backbone of the judiciary. Appeals from the District Courts in civil matters are considered by the Oklahoma Supreme Court. Appeals in criminal matters from the District Courts are considered by the Oklahoma Court of Criminal Appeals.

Nine presiding judges are elected by their peers to assist in the administration of Oklahoma's trial courts. These judges, representing separate geographic areas, meet monthly with members of the Supreme Court and Court of Criminal Appeals to discuss the administration of justice and any developments affecting Oklahoma's judiciary. These meetings provide an effective forum for exchanging information between the trial judges and appellate judges.

# District Courts

## FY 2023 Expenditures

Expense Group	Sum of Amount
Personnel	\$73,271,275
Travel	\$288,132
Professional Services	\$79,509
Buildings & Facilities	\$62,343
IT	\$44,850
General Administration	\$8,275
<b>Total</b>	<b>\$73,754,384</b>



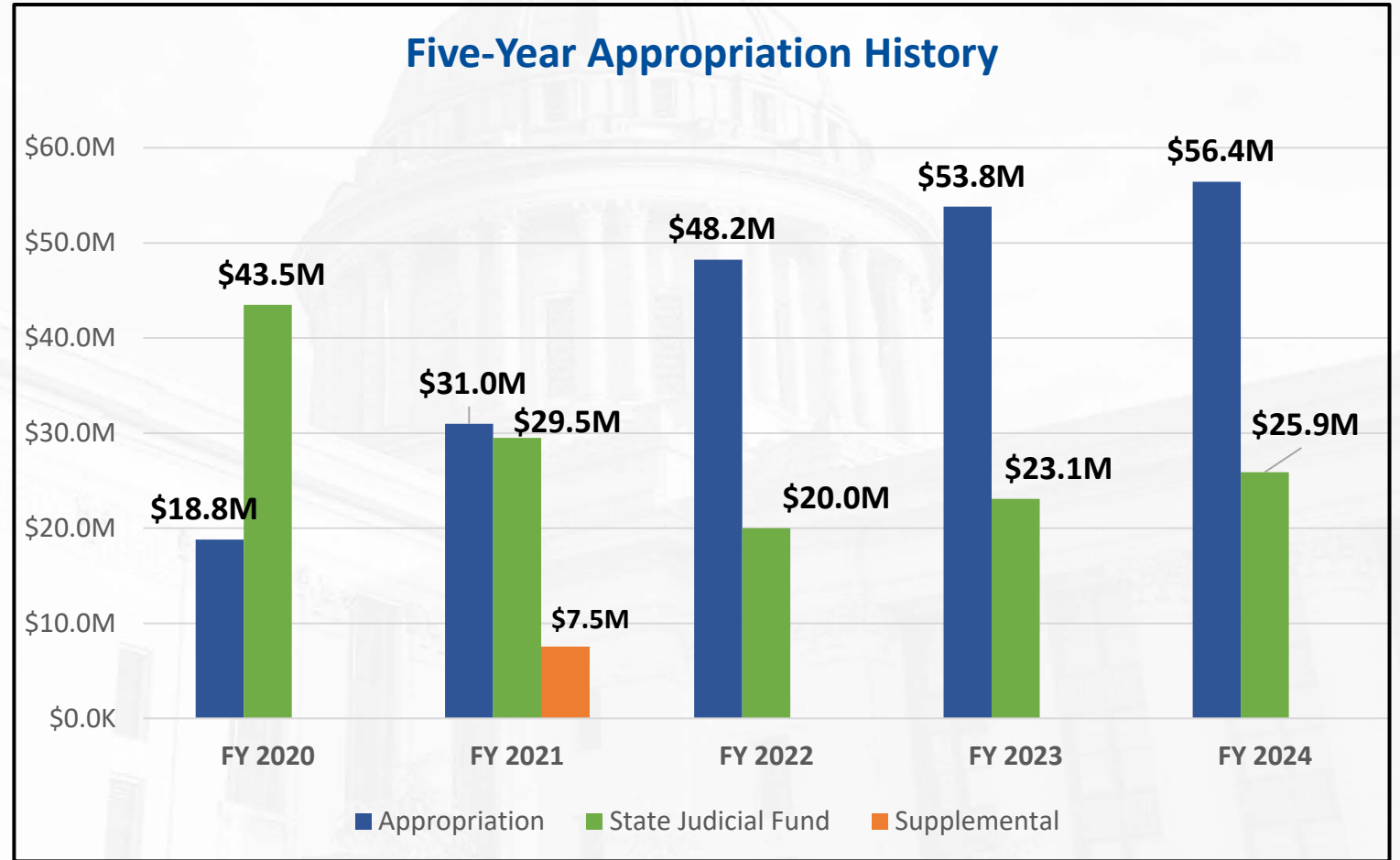
- Expense Group**
- Personnel
  - Travel
  - Professional Services
  - Buildings & Facilities
  - IT
  - General Administration

Operating	Grants & Pass-Throughs
<ul style="list-style-type: none"> <li>Personnel</li> <li>Professional Services</li> <li>General Administration</li> <li>IT</li> <li>Travel</li> </ul>	<ul style="list-style-type: none"> <li>Medicaid</li> <li>Assistance Payments</li> <li>Pass-throughs</li> <li>Program Reimbursements</li> </ul>
Capital	Other
<ul style="list-style-type: none"> <li>Buildings &amp; Facilities</li> <li>Highways &amp; Bridges</li> <li>Debt Service</li> <li>Fleet</li> </ul>	<ul style="list-style-type: none"> <li>Other</li> <li>Statewide Medical Claims</li> </ul>

Note: Data obtained on 1.03.24.

# Appropriation History

Fiscal Year	Legislated Appropriation (\$) <i>(includes supplementals and SRF/ARPA)</i>
FY 2020	\$62,288,829
FY 2021	\$67,980,361
FY 2022	\$68,241,076
FY 2023	\$76,911,733
FY 2024	\$82,320,695



*Note: The FY 2021 appropriation does not include \$3 million in Opioid Lawsuit Settlement funds that were transferred to the District Courts from the Supreme Court.*

# Programs and FY 2024 Budget Summary

---

Program Name	Brief Description of Program	FY 2024 Budget
Court Operations	The District Courts have unlimited original jurisdiction in both civil and criminal cases. There is a District Court within each county of the state. The 77 District Courts are organized into 26 District Court judicial districts, each with one or more District Judge, Associate District Judge, and Special Judge.	\$85,308,155



*Note: Budget amounts include revisions as of 12.01.23.*

# Program Details

---

## District Courts | FY 2024 Budget | \$85,308,155

### Court Operations | \$85,308,155

Most of the judiciary in Oklahoma is composed of judges of the District Court. Often these judges serve as the first contact a party may have with the judicial system. District Court judges hear both civil and criminal matters, and they are the backbone of the judiciary.

Oklahoma's 26 judicial districts cover 77 District Courts, which have general jurisdiction over all civil and criminal matters as authorized by the Oklahoma Constitution and the Oklahoma statutes. Oklahoma is further divided into nine administrative judicial districts to assure a well-organized trial court system. Each administrative district selects a presiding judge, who is responsible for the day-to-day administration of their district and is answerable to the Chief Justice. The nine presiding judges meet monthly with the Chief Justice to discuss problems and arrive at solutions common to all trial court judges.

The appropriated funds in the budget for the District Courts consist of general revenue funds appropriated by the Legislature and monies collected in the State Judicial Fund. The State Judicial Fund is the repository for court costs, fines, and fees authorized by statute, collected by court clerks, and remitted quarterly to the Administrative Office of the Courts. Each court clerk may retain an amount equal to their actual expenses plus a sum equal to 20% of their expenses for each reporting period.

The remaining amount collected from all 77 counties becomes part of the State Judicial Fund. In FY 2022, 70% of the District Courts' budget was allocated from general revenue. Annually, the Administrative Office of the Courts certifies the expected total to be received in the State Judicial Fund for the ensuing fiscal year.

The Oklahoma court system is centralized for certain administrative functions. Payroll, benefits, and travel reimbursements for trial court judges and staff are disbursed through the Administrative Office of the Courts. The District Courts' budget is 99.3% salaries and benefits for all court staff.







# Oklahoma Legislature



The **House of Representatives**, the **Senate**, and the **Legislative Service Bureau** represent the legislative branch.

The **Oklahoma Legislature** consists of 101 members in the House of Representatives and 48 members in the Senate. They convene annually beginning on the first Monday in February and adjourn on the last Friday in May. Normally, the Legislature is in session Monday through Thursday. Extra legislative sessions may be called by the Governor or Legislature. State Senators serve four-year terms with half of the members elected every two years. Members of the House of Representatives serve two-year terms.

Each chamber of the Legislature considers four different types of legislation:

- Bills that will become law when passed by both chambers and signed by the Governor.
- Joint resolutions that have the effect of law if passed by both chambers and signed by the Governor but may not become part of state statutes.
- Concurrent resolutions, which express the will of both chambers.
- Simple resolutions, which express the will of the chamber of origin.

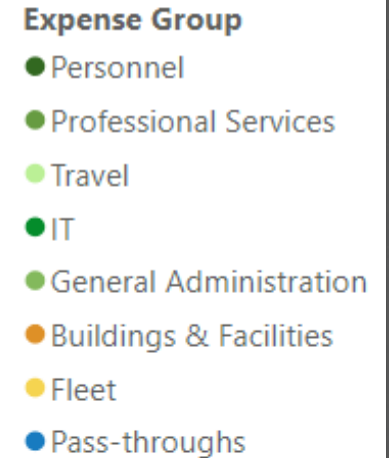
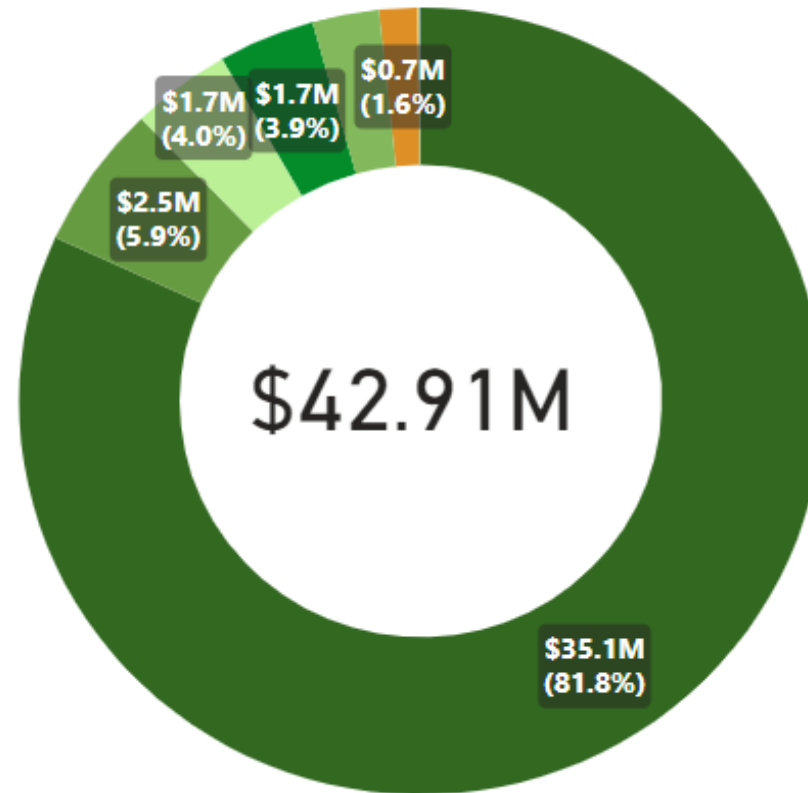
In 1990, voters in Oklahoma decided to adopt term limits for legislators. Therefore, legislators have a 12-year limit on service in the House of Representatives, the Senate, or both. For more information about the Legislature, visit:

- [House of Representatives website.](#)
- [Legislative Service Bureau website.](#)
- [Senate website.](#)

# Senate, House of Representatives, and Legislative Service Bureau

## FY 2023 Expenditures

Expense Group	Sum of Amount
Personnel	\$35,109,524
Professional Services	\$2,537,113
Travel	\$1,722,957
IT	\$1,668,391
General Administration	\$1,154,112
Buildings & Facilities	\$665,249
Fleet	\$26,402
Pass-throughs	\$22,284
<b>Total</b>	<b>\$42,906,033</b>

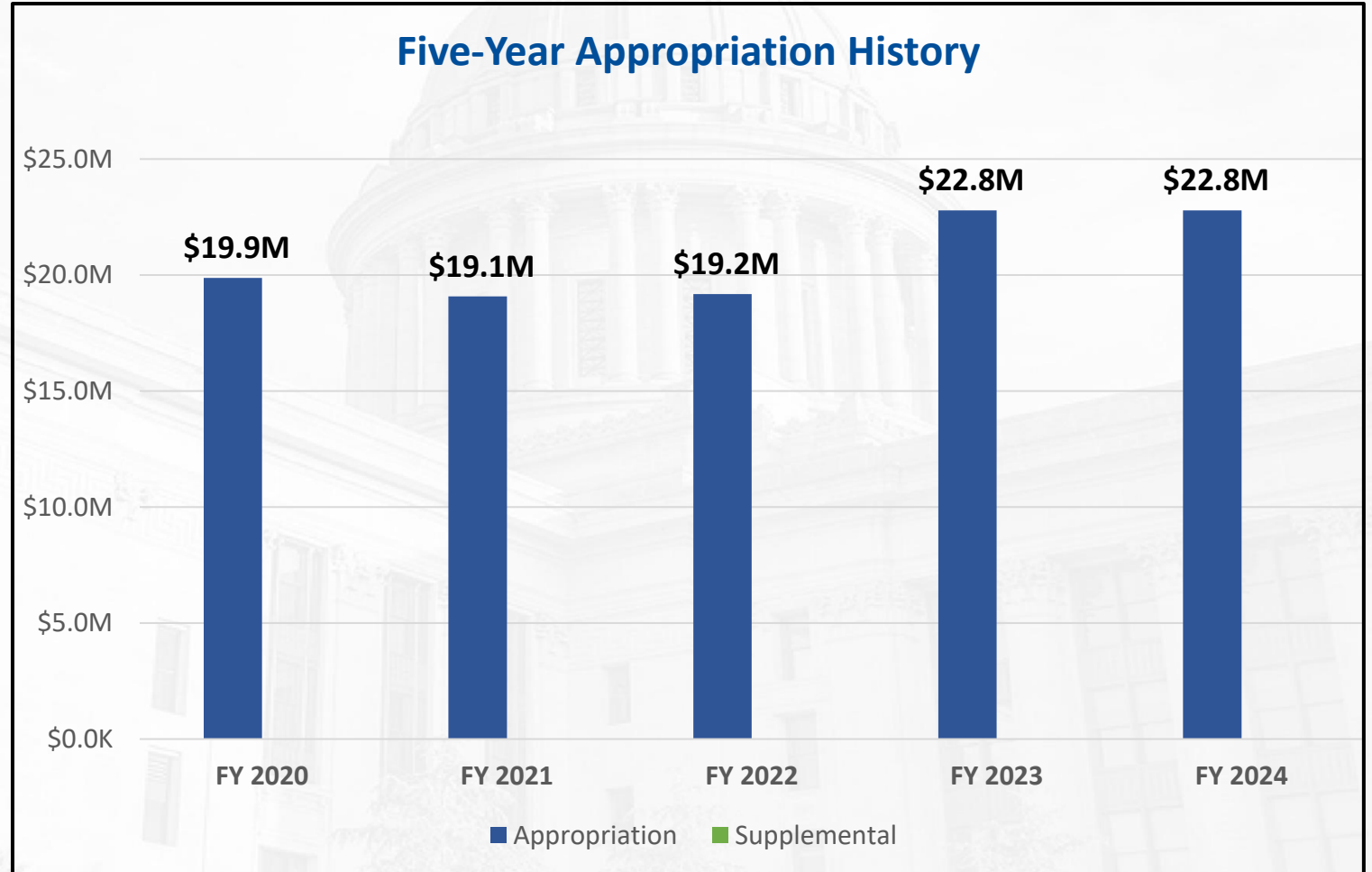


Operating	Grants & Pass-Throughs
Personnel	Medicaid
Professional Services	Assistance Payments
General Administration	Pass-throughs
IT	Program Reimbursements
Travel	
Capital	Other
Buildings & Facilities	Other
Highways & Bridges	Statewide Medical Claims
Debt Service	
Fleet	

Note: Data obtained on 1.03.24.

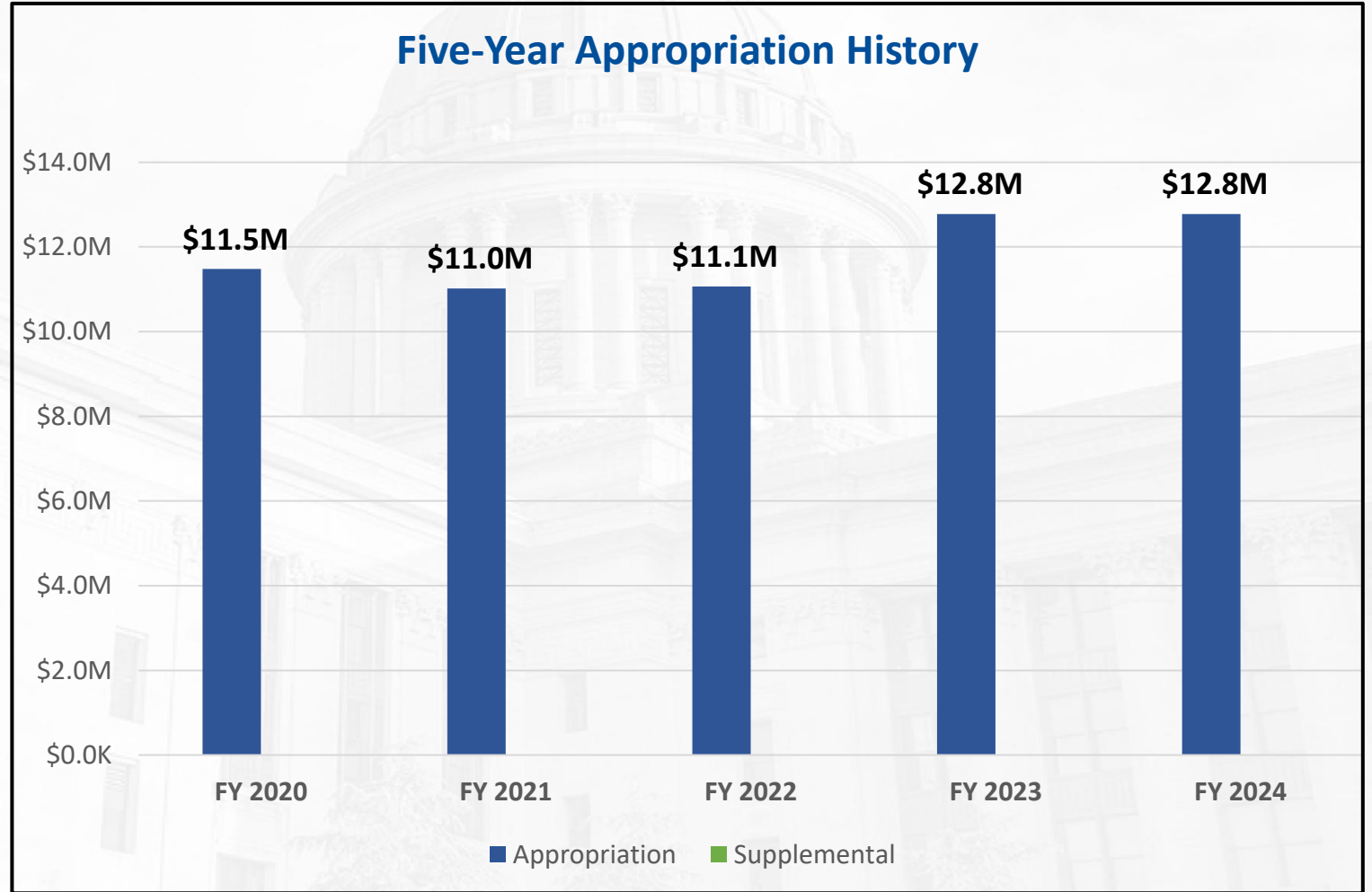
# House of Representatives Appropriation History

Fiscal Year	Legislated Appropriation (\$) <i>(includes supplementals and SRF/ARPA)</i>
FY 2020	\$19,873,257
FY 2021	\$19,078,327
FY 2022	\$19,183,536
FY 2023	\$22,786,198
FY 2024	\$22,786,198



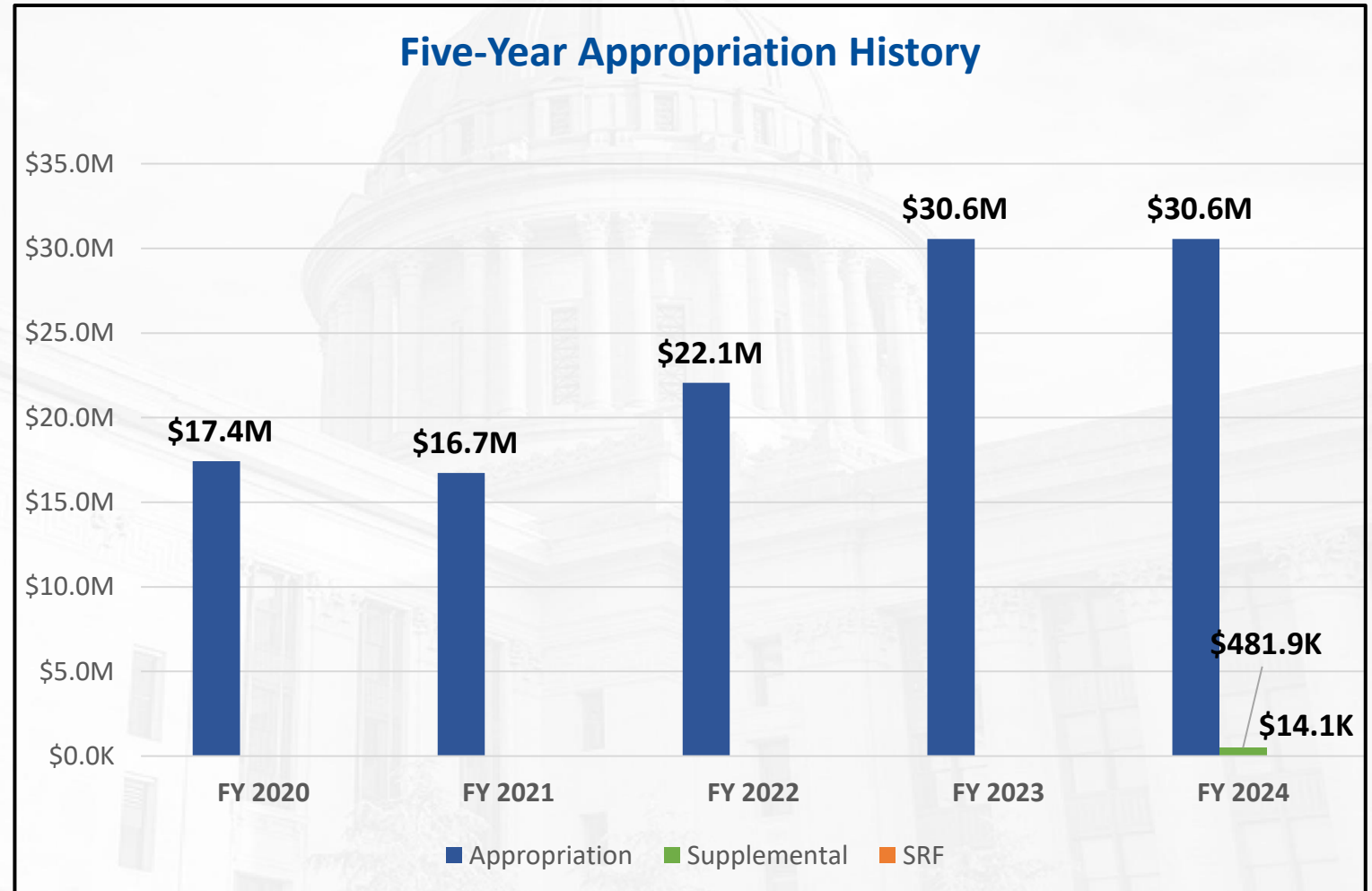
# Senate Appropriation History

Fiscal Year	Legislated Appropriation (\$) (includes supplementals and SRF/ARPA)
FY 2020	\$11,476,999
FY 2021	\$11,017,919
FY 2022	\$11,067,919
FY 2023	\$12,780,075
FY 2024	\$12,780,075



# Legislative Service Bureau Appropriation History

Fiscal Year	Legislated Appropriation (\$) <i>(includes supplementals and SRF/ARPA)</i>
FY 2020	\$17,420,199
FY 2021	\$16,723,391
FY 2022	\$22,057,008
FY 2023	\$30,557,008
FY 2024	\$31,053,008



Note: The FY 2024 supplemental appropriation of \$481.9 thousand was directed to the ARPA State Fiscal Recovery Fund (496).



**OKLAHOMA**

# Supreme Court

**M. John Kane IV**  
**Chief Justice**

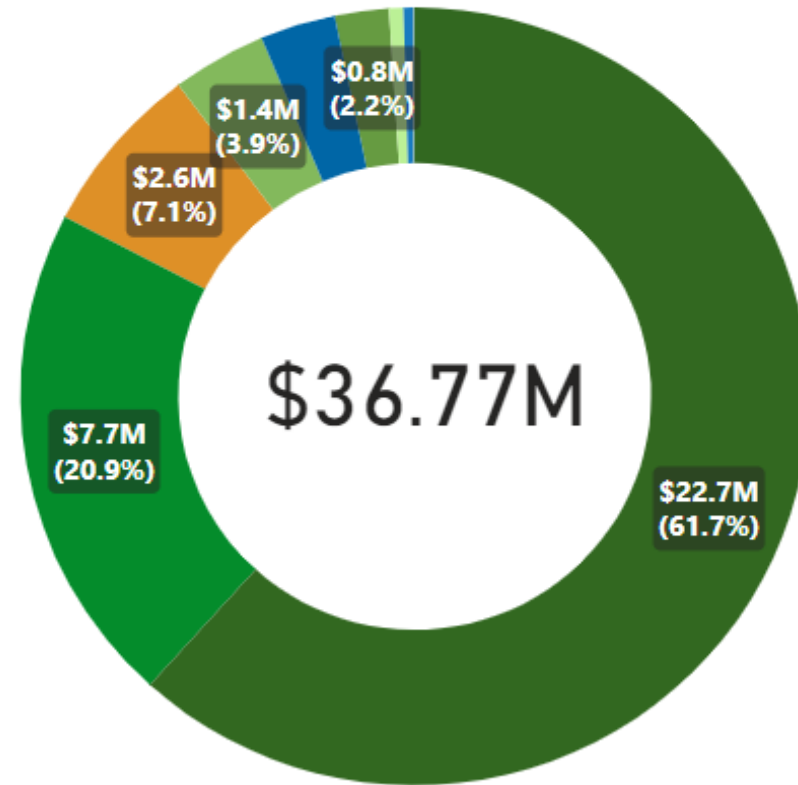


The **Oklahoma Supreme Court's** historic and primary focus is to decide civil appellate cases. However, the court has additional duties of equal importance. Under Article 7 § 4 of the Oklahoma Constitution, the court has administrative responsibility for the entire Oklahoma judicial system. The court establishes the rules for all courts in Oklahoma. Oklahoma has a unified bar. Membership in the Oklahoma Bar Association is required to practice law in Oklahoma. The court sets the rules for admission to the bar and the ethical practice of law and administers appropriate discipline in cases of attorney misconduct. In recent years, the Supreme Court has been vested with further responsibilities by the Legislature, including appeals of expungement orders, decisions of the Oklahoma Securities Commission, victim protective orders, original and exclusive jurisdiction over bond approvals and final orders on the nonpayment of child support.

The Oklahoma Supreme Court works closely with the federal judiciary. The court is often called upon to answer federal certified questions under the Uniform Certification of Questions of Law Act, 20 O.S. § 1601, et seq. Certified questions are issues raised in a federal case for which there is no Oklahoma law, and the Oklahoma Supreme Court is called upon to settle the issue.

# Supreme Court FY 2023 Expenditures

Expense Group	Sum of Amount
Personnel	\$22,695,525
IT	\$7,691,543
Buildings & Facilities	\$2,626,939
General Administration	\$1,427,332
Program Reimbursements	\$1,133,179
Professional Services	\$814,464
Travel	\$214,808
Pass-throughs	\$150,018
Fleet	\$17,532
Other	\$1,179
<b>Total</b>	<b>\$36,772,519</b>



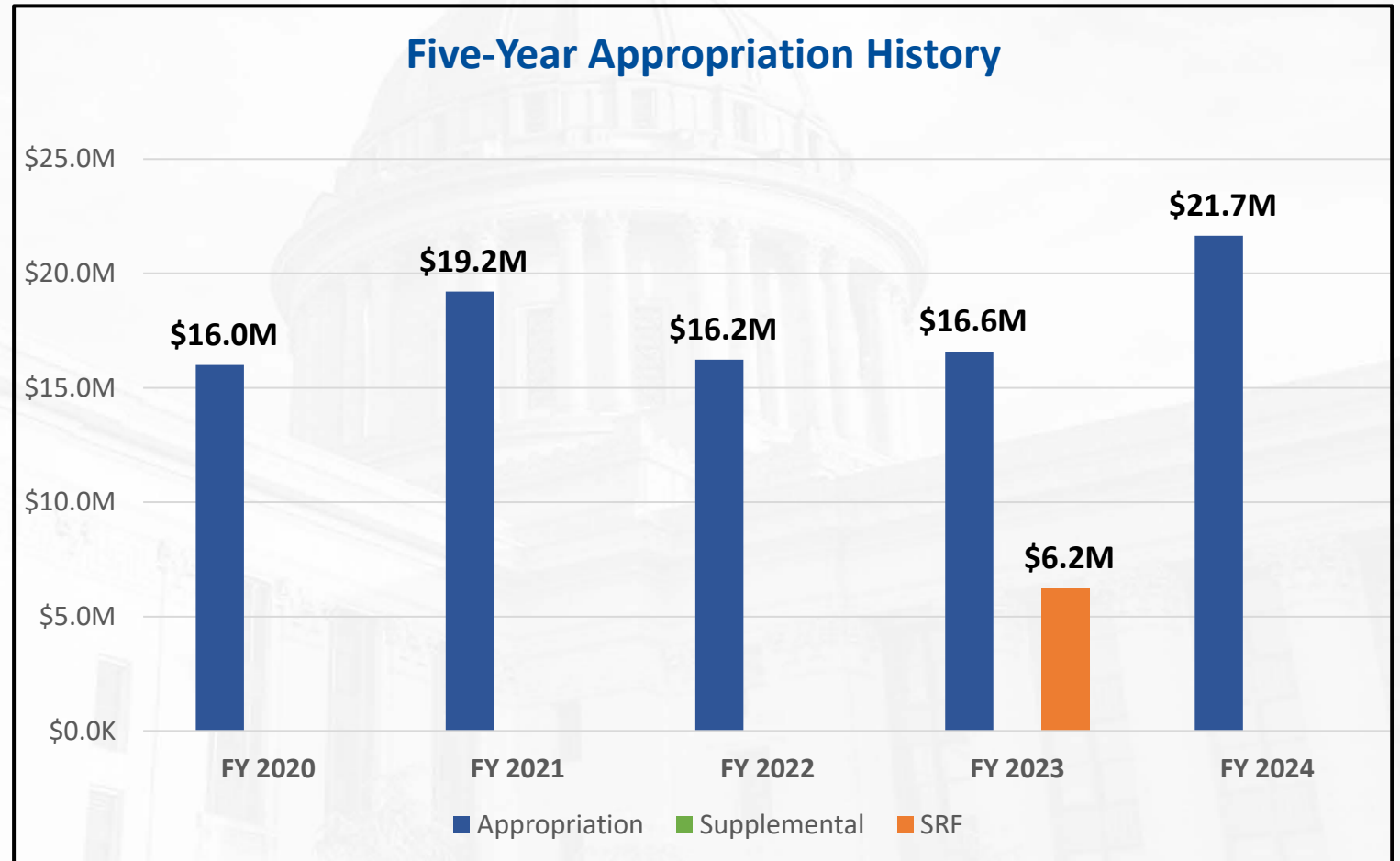
- Expense Group**
- Personnel
  - IT
  - Buildings & Facilities
  - General Administration
  - Program Reimbursements
  - Professional Services
  - Travel
  - Pass-throughs
  - Fleet
  - Other

Operating	Grants & Pass-Throughs
<ul style="list-style-type: none"> <li>■ Personnel</li> <li>■ Professional Services</li> <li>■ General Administration</li> <li>■ IT</li> <li>■ Travel</li> </ul>	<ul style="list-style-type: none"> <li>■ Medicaid</li> <li>■ Assistance Payments</li> <li>■ Pass-throughs</li> <li>■ Program Reimbursements</li> </ul>
Capital	Other
<ul style="list-style-type: none"> <li>■ Buildings &amp; Facilities</li> <li>■ Highways &amp; Bridges</li> <li>■ Debt Service</li> <li>■ Fleet</li> </ul>	<ul style="list-style-type: none"> <li>■ Other</li> <li>■ Statewide Medical Claims</li> </ul>

Note: Data obtained on 1.03.24.

# Appropriation History

Fiscal Year	Legislated Appropriation (\$) <i>(Includes supplementals and SRF/ARPA.)</i>
FY 2020	\$16,001,447
FY 2021	\$19,212,078
FY 2022	\$16,223,855
FY 2023	\$22,798,832
FY 2024	\$21,652,426





# Programs and FY 2024 Budget Summary

Program Name	Brief Description of Program	FY 2024 Budget
Supreme Court Justices and Staff	The Supreme Court is the court of last resort in all civil matters and all matters concerning the Oklahoma Constitution.	\$7,083,388
Administrative Office of the Courts	The Supreme Court appoints an administrative director and staff who serve at its pleasure to assist the chief justice in administrative duties and to assist the judiciary.	\$8,303,207
Court of Civil Appeals	The Court of Civil Appeals is the intermediate appellate court. Civil appeals are assigned to the court by the Supreme Court.	\$7,433,398
Alternative Dispute Resolution	Early Settlement Centers serve all 77 counties in Oklahoma offering free mediation services to all who wish to negotiate interpersonal matters.	\$1,496,847
Family Representation and Advocacy	The Supreme Court contracts for statewide legal representation and interdisciplinary services for children and indigent parents, legal guardians, and Indian custodians in deprived child actions brought by the state.	\$4,600,000
Court Clerk's Office	The Supreme Court appoints the clerk of the Supreme Court who serves at the pleasure of the Supreme Court and who performs the duties mandated by law and by the rules of the Supreme Court.	\$1,081,321
Management Information Services	The MIS provides a statewide court network, computer equipment, software applications, internet access, email services, information security, technical maintenance, training and support to the state's 77 District Courts and three appellate courts.	\$18,985,103



*Note: Budget amounts include revisions as of 12.01.23.*

# Program Details

---

## Supreme Court | FY 2024 Budget | \$48,983,264

### Supreme Court Justices and Staff | \$7,083,388

The historic and primary focus of the Supreme Court is to decide civil appellate cases. However, the court has additional duties of equal importance. Under Article 7 § 4 of the Oklahoma Constitution, the court has administrative responsibility for the entire Oklahoma judicial system. The court establishes the rules for all courts in Oklahoma. The Supreme Court is developing and implementing a statewide uniform case management system for the appellate and District Courts of Oklahoma. Membership in the Oklahoma Bar Association is required to practice law in Oklahoma. The court sets the rules for admission to the bar and the ethical practice of law and administers appropriate discipline in cases of attorney misconduct. In recent years, the Supreme Court has been vested with further responsibilities by the Legislature, including appeals of expungement orders, decisions of the Oklahoma Securities Commission, victim protective orders, original and exclusive jurisdiction over bond approvals, and final orders on the nonpayment of child support.



# Program Details

---

## **Administrative Office of the Courts | \$8,303,207**

The Supreme Court appoints an administrative director and staff who serve at its pleasure to assist the chief justice in administrative duties and to assist the judiciary. The administrative director of the courts and staff, under supervision of the chief justice and the Supreme Court, coordinate judicial operations and personnel throughout the state handling payroll, training, data systems, research and other responsibilities. Additionally, the Administrative Office of the Courts provides leadership and administrative support for the Judicial Nominating Commission, the Oklahoma Children’s Court Improvement Program, the State Board of Examiners for Certified Shorthand Reporters, the State Board of Examiners of Certified Interpreters, and the Oklahoma Access to Justice Commission.

## **Court of Civil Appeals | \$7,433,398**

The Court of Civil Appeals is the intermediate appellate court. Civil appeals are assigned to the court by the Supreme Court. The Court of Civil Appeals is responsible for most appellate decisions. These opinions may be released for publication either by the Court of Civil Appeals or by the Supreme Court. When an opinion is released for publication by the Supreme Court, it has precedential value.



# Program Details

---

## **Alternative Dispute Resolution | \$1,496,847**

Early Settlement Centers serve all 77 counties in Oklahoma offering free mediation services to all who wish to negotiate interpersonal matters. Cases resolved by mediation may involve money, property, business transactions, personal relationships, harassment, animal disturbances, neighborhood disturbances, assault, child permanency or other matters. In addition to the early settlement community-based programs, 13 state agencies have programs in Alternative Dispute Resolution System. Early settlement mediators are community volunteers who have completed specialized mediation training and are certified by the administrative director of the courts. They assist both parties in negotiating and resolving their problems. There are over 300 active community volunteer mediators statewide.

## **Appellate Court Clerk | \$1,081,321**

The Supreme Court appoints the clerk of the Supreme Court who serves at the pleasure of the Supreme Court and who performs the duties mandated by law and by the rules of the Supreme Court. The clerk attends all sessions of the court held in the courtroom, calls the court into session, maintains official hearing records, operates recording and timing equipment, and ensures that proper courtroom procedures are observed. The clerk maintains operational contact with the parties and attorneys for all cases. The clerk's office is the repository for all filings made in connection with any appellate case. The clerk also serves as the clerk of the Court of Criminal Appeals, the Court of Civil Appeals, the Court of the Judiciary and the Court of Tax Review.



# Program Details

---

## **Management Information Systems | \$18,985,103**

The Management Information Services (MIS) Division provides a statewide court network, computer equipment, software applications, internet access, email services, information security, technical maintenance, jury management system, training, and support to the state's 77 District Courts and three appellate courts and two public defenders offices. It also develops, trains, and supports an in-house case management system, the Oklahoma Court Information System.

The MIS Division is also responsible for the design, development, and maintenance of the Supreme Court's public website, OSCN ([www.oscn.net](http://www.oscn.net)), and the Court of Criminal Appeals' website ([www.okcca.net](http://www.okcca.net)). OSCN provides an online payment system that allows the public a convenient way to pay traffic citations and fines and costs, fees, and assessments that are properly owed to the District Courts of Oklahoma. The Court Clerk is statutorily responsible under 28 O.S. § 151 for the collection and distribution of these fees and assessments that are associated with District Court cases.

## **Family Representation and Advocacy | \$4,600,000**

The Family Representation and Advocacy Program was created effective November 1, 2023, by 10 O.S. § 801 to ensure availability of high-quality legal representation of children, indigent parents, legal guardians, and Indian custodians ("Eligible Clients") in deprived child actions brought by the State. Interdisciplinary support services of social workers and peer mentors are available to represented parties, upon request of legal counsel, as a resource for clients with the goal of decreasing the time required for resolution of cases. Program startup began in mid-FY 2024. Statewide services will be provided by a private non-profit entity. Representation of Eligible Clients will transition from local court funded contracts to the Family Representation and Advocacy Program in phases beginning with Northeast and Southwest Oklahoma, followed by the rest of Oklahoma over the following two fiscal years.



# Non-Appropriated Agency Information



## FY 2024 Non-appropriated Agency Budgets and FTE

Agency Number and Name		FY 2024 Budget	FY 2024 Budgeted FTE
20	Accountancy Board, Oklahoma	\$1,723,486	11.0
22	Abstractors Board, Oklahoma	\$303,533	2.0
39	Boll Weevil Eradication	\$713,700	8.8
45	Board of Architects, Oklahoma	\$907,522	4.0
65	State Banking Department	\$8,331,667	39.5
85	Broadband Office, Oklahoma	\$6,669,253	17.0
92	Tobacco Settlement Endowment Trust (TSET)	\$82,825,775	41.0
105	Capitol Improvement Authority, Oklahoma	\$680,170,362	0.0
140	State Board of Podiatry	\$20,510	0.0
145	Chiropractic Examiners Board	\$316,670	2.0
148	Board of Behavioral Health Licensure	\$488,634	3.5
170	Construction Industries Board	\$5,341,582	30.0
190	Board of Cosmetology and Barbering	\$2,316,419	16.0
215	Board of Dentists	\$2,048,277	7.8
285	Funeral Board	\$534,273	3.5
290	Employment Security Commission (OESC)	\$95,487,981	528.2
307	Interstate Oil Compact Commission	\$4,254,422	6.0
310	State Fire Marshal	\$3,103,731	21.0
315	Firefighters Pension & Retirement System	\$20,143,630	13.0
320	Wildlife Conservation	\$78,288,155	396.0
343	Perfusionists Board	\$13,700	0.0
353	Horse Racing Commission	\$11,967,197	39.0
359	Energy Resources Board	\$28,033,591	0.0
369	Workers' Compensation Court of Existing Claims	\$1,165,667	5.6
370	Industrial Finance Authority	\$26,372,818	6.0
385	Insurance Department	\$21,287,041	128.0
416	Law Enforcement Retirement System	\$6,440,634	6.0
435	Oklahoma Lottery Commission	\$354,865,290	32.6
445	Liquefied Petroleum Gas Board	\$1,030,574	8.0
448	Board of Licensed Alcohol and Drug Counselors	\$180,874	1.0
450	Medical Licensure and Supervision Board	\$7,005,875	29.0
475	Motor Vehicle Commission, Oklahoma	\$552,759	5.0
509	Long Term Care Facility Advisory Board	\$255,975	3.0
510	Board of Nursing	\$4,027,857	31.5
515	Oklahoma Public Employees Retirement System	\$12,595,410	65.0
520	Optometry Board	\$308,969	2.8
525	Osteopathic Examiners Board	\$1,181,373	7.5
557	Police Pension & Retirement System	\$3,463,895	12.0
560	Pharmacy Board	\$4,588,229	14.0
570	Engineers and Land Surveyors	\$1,584,165	8.8
575	Psychologist Examiners Board	\$307,130	1.0
588	Real Estate Commission	\$2,207,075	14.0
622	Social Workers Board	\$412,637	2.0
625	Secretary of State	\$7,443,041	37.0
630	Department of Securities	\$8,001,565	30.9
632	Speech Pathology and Audiology Board	\$267,692	2.0
635	Commission on Consumer Credit	\$6,374,236	38.0
675	Self-insurance Guaranty Fund Board	\$425,570	0.0
678	Council on Judicial Complaints	\$643,900	2.0
715	Teachers Retirement System	\$476,532,494	51.0
753	Uniform Building Code Commission	\$780,796	4.0
755	Used Motor Vehicle, Dismantler, and Manufactured Housing Commission	\$1,906,965	16.2
772	Chemical Tests for Alcohol and Drug Influence	\$763,517	7.0
790	Veterinary Medical Examiners Board	\$749,767	3.5
803	Virtual Charter School Board	\$5,487,467	6.0
865	Workers' Compensation Commission	\$8,454,098	46.5
978	Turnpike Authority	\$55,167,748	588.0
<b>Total:</b>		<b>\$2,056,837,172</b>	<b>2,404.2</b>

Note: Budget data is current as of 12.01.2023.



# State Budget Information

Oklahoma State Budget Process  
State Revenues  
Rainy Day Fund  
Appropriation History  
Higher Education Allocation



**THE BUDGET CYCLE**  
**STATE FISCAL YEAR IS JULY 1-JUNE 30**

	July	Aug	Sept	Oct	Nov	Dec	Jan	Feb	Mar	Apr	May	June
1. Agencies review program needs and prepare budget requests and strategic plans.	July 1-Oct 1											
2. Agencies submit budget requests. Strategic plans are submitted every even numbered year.				Oct 1								
3. Office of Management & Enterprise Services reviews budget requests and strategic plans for development of the Executive Budget Book.				Oct-Nov								
4. December Equalization Board Meeting – expenditure authority is the approved basis for the executive budget.						Dec						
5. Submission of executive budget to the Legislature. Legislative session begins.								Feb				
6. February Equalization Board – expenditure authority is approved basis for Legislative appropriations and Governor's action.								Feb				
7. Legislature reviews agency budgets and finalizes appropriation recommendations.								Feb-May				
8. Governor's action on appropriation bills.								Feb-mid June				
9. June Equalization Board Meeting – revenue and expenditure authority adjusted to incorporate statutory changes.												June
10. Budget Work Programs submitted to the Office of Management & Enterprise Services for approval by July 1.	July											

# Oklahoma State Budget Process

## State Equalization Board

The *Oklahoma Constitution* provides for a number of checks and balances to ensure the Governor and Legislature maintain a balanced budget every year. One of the most important provisions is Section 23 of Article 10, which outlines the framework for how Oklahoma sustains a balanced budget. This section designates the State Board of Equalization as the body responsible for establishing expenditure limits for the Governor and the Legislature. The State Board of Equalization is comprised of the Governor, Lieutenant Governor, Treasurer, Auditor and Inspector, Attorney General, Superintendent of Public Instruction, and Secretary of Agriculture.

Pursuant to Section 23, the State Equalization Board must meet at least two times each fiscal year:

- “no more than 45 days but no less than 35 days before the start of the legislative session” (sometime in late December or early January).
- “within five days after the monthly apportionment in February of each year.”

The board can only meet again and adjust revenue estimates if the Legislature and Governor enact laws during regular or special session that reduce or increase revenue certified by the board; transfer cash from one fund to another; or establish a new certified, appropriated fund. In practice, the State Equalization Board meets in June to incorporate legislative changes enacted during the legislative session and to recertify revenue available for the coming fiscal year.

The benefit of this approach is that both the executive branch and legislative body are required to use the same revenue estimate and expenditure limit. State expenditures passed by the Legislature and enacted by the Governor cannot exceed the amount of funds certified and authorized by the board.

The Office of Management and Enterprise Services, which staffs the board, compiles revenue projections from various revenue collecting agencies throughout the state, analyzes the information, and presents the information to the board for its consideration and approval. Projections for the General Revenue Fund, which makes up more than 80% of total state appropriated spending, are estimated utilizing a state economic model developed by Oklahoma State University and modified to fit the state’s customized needs by Tax Commission staff, with additional resources provided by RegionTrack, an Oklahoma City-based research firm, and other national forecasts specific to the energy sector. Revenue estimates presented to the board are based on current and prior year collection trends, economic forecasts, federal and state tax law changes, and other foreseeable factors.

Revenue certified and authorized at the December board meeting serves as the basis for the Governor’s Executive Budget. The board considers possible revisions to the December estimate at the February meeting. Revisions to the December estimate are based on economic changes and additional collections data that have been noted since that time, which may increase or decrease anticipated revenue collections. The estimate approved at the February meeting sets the limit on which legislative appropriations are based.

## State Revenues and Expenditures

### Spending Limits

Oklahomans believe in responsible budgeting and limiting state expenditure growth to reasonable levels. This philosophy is cemented in Paragraph 1 of Section 23 in Article 10 of the *Oklahoma Constitution*. Increases in legislative appropriations in any year are limited to no more than 12% more than the preceding year’s level, adjusted for inflation.

Paragraph 1 of Section 23 provides an additional limit for Oklahoma’s state budget. This paragraph limits expenditures of certified funds to 95% of the State Equalization Board estimate. This internal safeguard

protects agency budgets from mild fluctuations in revenues in the event revenues do not meet the 100% estimate. Currently, 11 certified funds are directly appropriated by the Legislature and included in the total expenditure authority.

Certain statutory revolving funds are also included in the executive and legislative expenditure authority presented to the State Equalization Board. Estimates for revolving funds are included for informational purposes, and some of these funds may require authorization from the Legislature for an agency or entity to expend the funds. The board does not have to approve expenditures from those funds, since they are not certified funds. Unlike certified funds, the Governor and Legislature can spend 100% of revolving fund estimates. Eight such revolving fund estimates are included in the executive and legislative expenditure authority. Revenues from four of the eight funds are specifically dedicated to education purposes. Funds from the Tobacco Settlement Fund are directed for health services; the Judicial Fund is directed to District Court operations; and the State Transportation Fund and ROADS Fund are directed to the Oklahoma Department of Transportation.

## **Cash Management**

Another internal budget control is provided in 62 O.S. § 34.54, which creates the Cash Flow Reserve Fund (CFRF). The CFRF is used for two purposes: (1) to make allocations to agencies in July since the General Revenue Fund (GRF) for that year has no collections until the end of July, and (2) to ensure that each monthly allocation of revenue to agencies is equal to one-twelfth of the money appropriated by the Legislature. This second purpose is intended to protect state agencies from variation in monthly revenue collection patterns and, in practice, the CFRF is used to make up the difference between actual collections in any given month and the required allocations for that month.

Money is deposited into the CFRF for the next fiscal year from current year General Revenue Fund collections that exceed the amount appropriated from the General Revenue Fund. The limit on deposits into the fund is 10% of the amount certified by the State Board of Equalization as available for appropriation from the General Revenue Fund for the next fiscal year. At the end of each fiscal year, any monies remaining in the CFRF which are not necessary for current year cash-flow needs are available for legislative appropriation or are returned to the General Revenue Fund. This provision was affirmed and strengthened by passage of HB 3206 in the 2016 legislative session, requiring the Office of Management and Enterprise Services to analyze and submit to the State Board of Equalization the amount of monies available for appropriation.

Any excess certified General Revenue Fund collections for the current year, after the CFRF for the next year has been funded, are carried forward as cash that is available for future certification and appropriation by the Legislature. General Revenue Fund collections that are in excess of the total certified estimate are considered "surplus funds" and cannot be used to make deposits to the CFRF as those monies are directed elsewhere according to the state constitution.

## **Budget Stabilization**

A portion of the revenue collected in excess of 100% of the certified GRF estimate may be deposited in the Constitutional Reserve Fund (CRF), known as the Rainy-Day Fund, at the end of the fiscal year. Deposits into the CRF are limited to 15% of the certified actual collections to the GRF for the preceding fiscal year. The CRF can be accessed for three different and distinct purposes: emergencies, future year budget stabilization, and current year budget stabilization. Up to 25% of the fund may be appropriated upon a declaration of an emergency by the Governor with two-thirds legislative concurrence or upon a joint declaration of emergency by the Speaker of the House of Representatives and the President Pro Tempore of the Senate with three-fourths legislative concurrence. Up to three-eighths of the CRF may be appropriated to make up any decline in revenue certified as available for appropriation by the State Board of Equalization from one year to the next. The amount cannot exceed the decline in certified revenue. The final three-eighths of the CRF may be appropriated to address a current year revenue shortfall. To access this money, the BOE must determine that a revenue failure has occurred in the GRF and Legislative appropriations from the CRF for this purpose are

limited to the amount of the shortfall. A constitutional provision also exists to provide incentive payments of up to \$10 million to support retention of at-risk manufacturing entities under scrutinized, specific circumstances.

The Revenue Stabilization Fund (RSF) was established with the signing of House Bill 2763 which took effect Nov. 1, 2016. This fund provides a process whereby above-average revenues from highly volatile sources will be saved and later made available to supplement revenues during times of recession or other economic downturns. Additionally, a long-term effect will be increased for stabilization of the state budget overall. The State Board of Equalization is required to certify five-year average annual apportionments to the General Revenue Fund of collections from gross production and corporate taxes beginning in February 2017. Monies above the certified averages from each source, respectively, will be directed into the stabilization fund and the state's Rainy Day Fund (Constitutional Reserve Fund) by specific percentages. Other provisions suspend deposits to the RSF during periods of declared revenue failure or projected downturns in an upcoming fiscal year and detail mechanisms to access the fund. Senate Bill 1072, passed during the 2019 legislative session, caps deposits to the RSF at 3% of the certified amount in the General Revenue Fund in that fiscal year and provides for a reduction of the total deposit in the event any one source of revenue falls below the determined five-year average.

## Revenue Shortfalls

The director of the Office of Management and Enterprise Services is statutorily charged with making allotments to agencies to control expenditures. State law also requires the state's budget to remain in balance every fiscal year. Oklahoma is constitutionally and statutorily barred from expending more money than it collects in a given year.

To ensure that revenues are sufficient to meet the appropriations specified by the Legislature, OMES closely monitors collections throughout the year. The allocation of appropriated monies to agencies occurs on the Tuesday following the second Monday of every month during a fiscal year.

During times of economic recession or distress, state revenue collections can fall below the level of appropriations. Thus, limiting appropriations to only 95% of estimated collections is an insufficient measure to ensure the state maintains a balanced budget and can fully fund all appropriations.

62 O.S. § 34.49 of the Oklahoma Statutes reads, in part:

"At the end of any fiscal year, the entire amount appropriated to any agency must be allotted to the agency by the Director of the Office of Management and Enterprise Services, except where the estimated budget resources during any fiscal year are insufficient to pay all of the appropriations of the state in full for such year. The Director of the Office of Management and Enterprise Services shall not allot to any agency during any fiscal year, an amount which will be in excess of the amount of revenue collected and allocated to appropriations made to such agency. In the event of a failure of revenue, the Director of the Office of Management and Enterprise Services shall control the allotment to prevent obligations being incurred in excess of the revenue to be collected. However, within each state fund where a revenue failure occurs, the Director of the Office of Management and Enterprise Services shall make all reductions apply to each state agency or special appropriation made by the State Legislature, in the ratio that its total appropriation for that fiscal year bears to the total of all appropriations for that fiscal year, as provided in Section 23 of Article X of the Oklahoma Constitution."

This directs OMES to allocate all of the money appropriated to state agencies, unless revenue collections are less than the amount appropriated. When this occurs, OMES is required by this statute to reduce allocations to agencies to no more than the amount of revenue collected. Further, the reduction in allocations is to be affected upon all agencies receiving money from the fund in which the failure occurs. Each agency receives a proportional share of the reduction based on their share of appropriations compared to the total appropriations from the fund.

# Executive and Legislative Appropriations Process

## Executive Budget

The Governor sets the tone for state budget recommendations with the submission of the Executive Budget on the first Monday in February of each regular legislative session. 62 O.S. § 34.37 requires the Governor to submit a balanced budget with detailed revenue and expenditure proposals to the presiding officer of each house. The director of the Office of Management and Enterprise Services is required to prepare the document after reviewing state agency budgets and budget requests and developing recommendations. The proposals outlined in the Governor's Executive Budget Book serve as the Governor's fiscal and policy priorities for the upcoming year.

## Legislative Process

The Legislature reviews the executive budget and works with the Governor throughout each session to enact a balanced budget. Establishing the state budget is the responsibility of the appropriations committees of the Senate and the House of Representatives. The committees of each house work through appropriation subcommittees which are categorized by specific budget areas such as general government, education, health, and safety and security. Subcommittees review agency budgets, requests for additional funding, and the Governor's recommendations.

The General Appropriations (GA) Bill is a method to provide a base level of funding. This provision is a safeguard to ensure state government programs and services do not shut down in the event the Legislature and the Governor are unable to agree on a budget.

Appropriation decisions for agencies are typically not finalized until April or May when the General Conference Committee on Appropriations, or GCCA, is convened. The primary difference between an appropriation subcommittee of the House or Senate and the GCCA is that the GCCA is comprised of both House and Senate members. Before beginning the GCCA process, the two legislative bodies agree to allocate a certain amount of available funding to each GCCA subcommittee. Before a formal appropriations bill is presented to either legislative body, the two houses must work together in GCCA, negotiate spending priorities, and produce a unified budget together.

Appropriation bills may be written for individual agencies or groups of agencies that are within the same subject area, such as education. In addition to appropriating funds for the coming fiscal year, appropriation bills may also include agency spending limits, total personnel hiring limits, and the maximum salaries of directors.

If the bill is approved by a majority of both houses, the appropriation bill is sent to the Governor. All legislation, excluding any general appropriation bill, becomes effective 90 days after the end of the legislative session or later if a later effective date is specified. Legislation may become effective earlier if passed with an emergency clause. For an emergency clause to be enacted, two-thirds of each body must approve the emergency clause through a separate vote on the bill. A general appropriation bill becomes effective at the beginning of its respective fiscal year unless otherwise specified within the bill.

## Governor's Action

The *Oklahoma Constitution*, Section 11 of Article 6, provides the Governor five working days, excluding Sundays, to enact or veto all or part of an appropriation bill while the Legislature is in regular session. If the Governor does not sign or veto a bill within five days, the bill automatically becomes law. The Governor has 15 working days to sign or veto a bill after the regular session has adjourned. Any bill presented to the Governor within five days of the end of the regular legislative session must be acted upon within the 15 days

also. In contrast to actions taken during session, if the Governor does not sign or veto a bill within the 15 working days after session, the bill fails to become law. This is referred to as a pocket veto.

In addition to these powers, Section 12 of Article 6 of the *Oklahoma Constitution* gives the Governor the authority to disapprove an entire appropriation bill or any item or single appropriation within the bill. This line-item veto power is one manner by which the Governor exercises control over state budget appropriations.

Vetoes may be overridden by two-thirds majority of each house for bills with no emergency clause and by three-fourths majority of each house for bills with an emergency clause.

## State Funds Subject to Appropriation

The State Board of Equalization, in accordance with Section 23, Article X of the *Oklahoma Constitution*, annually certifies the following state funds as available for appropriation. Amounts certified as available for appropriation funds are 95% of an itemized estimate including all sources of revenue to each fund for the next ensuing fiscal year. Each of these funds is identified in the accounting structure with a three-digit code. The first two digits uniquely identify the fund. The last digit represents the year the funds were collected (e.g., "192" would be the General Revenue Fund monies collected in FY 2022).

**General Revenue Fund (Fund 19X):** Income to this fund is from state taxes, fees, regulatory functions, and income on money and property. Approximately one-half of all state tax revenue is deposited to this fund. Funds are appropriated for the operation of state government and other purposes specified by the Legislature. (Article 10, Section 2)

**Council on Law Enforcement Education and Training (CLEET) Fund (Fund 58X):** Income is derived from penalties, assessment fees, and other receipts pursuant to law. Income is dedicated to peace officer training and other agency duties. (20 O.S. § 1313.2; effective Nov. 1, 1988)

**Commissioners of the Land Office Fund (Fund 51X):** This fund was created to receive revenue collected from surface leasing of lands managed by the Commissioners of the Land Office and 6% of the revenue generated from the Common School Fund, the Education Institutions Fund, the University of Oklahoma Fund, the University Preparatory School Fund, the Oklahoma State University Fund, the Public Building Fund, and the Greer 33 Fund. Funds are used for administrative costs of the Commissioners of the Land Office. Funds not used for administrative costs of the Commissioners of the Land Office are allocated to public schools. (64 O.S. § 1009; effective July 1, 1992)

**Mineral Leasing Fund (Fund 55X):** Income to this fund is from a share of lease sales and royalty payments on oil and gas production on federal lands within the state. Funds are used for the financial support of public schools. (62 O.S. § 34.48; effective 1920)

**Special Occupational Health and Safety Fund (Fund 54X):** Each insurance carrier writing workers' compensation insurance in this state, the State Insurance Fund, and each self-insured employer authorized to make workers' compensation payments directly to employees pay a sum equal to three-fourths of 1% of the total workers' compensation losses, excluding medical payments and temporary total disability compensation. Funds are used exclusively for the operation and administration of the Occupational Health and Safety Standards Act of 1970 and other necessary expenses of the Department of Labor. (40 O.S. § 417.1; effective July 1, 1986)

**Public Building Fund (Fund 11X):** Income to the fund is from portions of leases, sales, rentals, and royalties of lands set aside for public building purposes by the state's Enabling Act (Section 33) and lands granted in lieu thereof, under the management of the Commissioners of the Land Office. Funds are appropriated for major maintenance and capital improvements of public facilities. (64 O.S. § 1079; effective 1910)

**Oklahoma Education Lottery Trust Fund (Fund 38X):** In November 2004, voters passed State Question 706 which established this fund as one available for appropriation by the Legislature for the purposes of

common education, higher education, and career technology education. Revenue deposited in the fund comes from net proceeds generated by the Oklahoma Lottery. (3A O.S. § 713)

**State Public Safety Fund (14X):** House Bill 3208, passed in the 2016 legislative session, established this fund for the Department of Public Safety subject to legislative appropriation. Its initial funding is limited to receipts from a motor vehicle tag re-issuance contained in the bill. (47 O.S. § 2-147 and 47 O.S. § 1113.2) Ongoing funding is established by passage of HB 1845 in the 2017 Legislative Session and includes specific revenues from certain REAL ID compliance fees.

**Health Care Enhancement Fund (15X):** House Bill 1016XX, passed in the second extraordinary session of 2018, established this statewide fund, effective July 1, 2019, and subject to legislative appropriation. (68 O.S. § 302-7a) The fund consists of monies received from a new tax of \$1 per pack of 20 cigarettes enacted by HB 1010XX during the same session.

**Alcoholic Beverage Control Fund (16X):** Senate Bill 383, passed in the 2016 legislative session and effective Oct. 1, 2018, established this statewide fund subject to legislative appropriation. (37A O.S. § 5-128) The fund consists of revenues collected by the ABLE Commission for the state from license and registration fees pursuant to the Oklahoma Alcoholic Beverage Control Act.

**OK Pension Improvement Fund (17X):** Senate Bill 1128, passed in the 2016 legislative session, established this statewide fund subject to legislative appropriation. Expenditures from the fund are to be used to pay for the cost of any legislatively authorized cost-of-living adjustment for retirees or beneficiaries of the State of Oklahoma retirement systems or to reduce unfunded liabilities of such systems. Revenue to the fund is from \$5 of a \$20 fee assessed through the Uninsured Vehicle Enforcement Diversion Program, established by Senate Bill 359 during the 2016 Legislative Session and administered by the District Attorneys Council.

## Federal Funds Subject to Appropriation

The *Oklahoma Constitution* contemplates a process for the State Board of Equalization to certify the amounts available for appropriation from federal funds. Per Section 23, Article X, “appropriated federal funds shall be certified for the full amount of the estimate.”

**Statewide Recovery Fund (Fund 497):** Income includes all State and Local Fiscal Recovery Fund (SLFRF) and Capital Projects monies received by the state pursuant to the American Rescue Plan Act of 2021 (ARPA) as well as interest or investment returns accrued on the balance of monies held in the fund. (62 O.S. § 62-255; effective May 25, 2022)

## Agency Budgets

### Budget Work Programs

Oklahoma statutes provide the legal framework under which state agencies budget and expend funds in a responsible manner. 62 O.S. § 34.42 requires every agency to submit a balanced budget on the first day of June or soon thereafter. Funds must be budgeted by program categories and expenditure limits placed in law.

Appropriation bills may set maximum limits on the amount of state-appropriated funds, revolving funds, and federal funds that each program may budget and spend for the fiscal year. Maximum limits for personnel or full-time-equivalent (FTE) personnel, lease-purchase expenditures, and director salaries may also be defined in statute. Budget work programs must conform to these parameters to provide a plan on how the agency will utilize all state, revolving, and federal funds for the fiscal year.

Work programs are reviewed by the Budget division of the Office of Management and Enterprise Services, and the approved work program serves as a basis for subsequent allotment of funds. Certified funds such as the General Revenue Fund are allocated to agencies on a monthly basis and cash appropriations are allocated in a lump sum, as available. Budget work programs can be revised at any time during the fiscal year

if justified. Revisions can be incorporated within various expenditure, full-time-equivalent employee, and transfer limits.

Agencies are allowed under law (62 O.S. § 34.52) to request to transfer up to 25% of funds between line-items of appropriation, allotment or budget category within the same agency. The Joint Legislative Committee on Budget and Program Oversight and the director of the Office of Management and Enterprise Services can further approve transfers between line-items up to 40%. All transfers are subject to review by the Joint Legislative Committee on Budget and Program Oversight to determine if the transfer meets legislative intent or subverts the intention and objectives of the Legislature.

Executive and legislative staff review agency budgets and expenditures throughout the year to ensure each agency is meeting program goals and stated legal expenditure limits.

## **Strategic Planning**

While performance-informed budgeting looks across the entire enterprise of state government, agencies are still required, by the Oklahoma Program Performance Budgeting and Accountability Act, to submit strategic plans for their internal operations that define their mission, vision, goals, and performance measures. 62 O.S. § 45.3 requires every agency to submit five-year strategic plans on Oct. 1 of every even-numbered year.

Strategic planning helps focus agency leadership and staff on short-term and long-term goals and how to achieve those goals. Outcome measures required in strategic plans and agency budget requests focus agency leadership and staff on monitoring and improving performance. This information is a valuable tool for policymakers. Performance information is also used in routine and special performance evaluations and policy analysis conducted by agencies, the Office of Management and Enterprise Services, legislative staff, the Auditor and Inspector, and outside consultants. Evaluating government programs and services using meaningful data allows elected officials to make better, more informed budgeting decisions.

## **Budget Request**

62 O.S. § 34.36 requires agencies to submit a budget request on Oct. 1 every year. The budget request serves as the financial plan to the agency's strategic plan. This document outlines program funding and performance information and includes a detailed listing of additional state funding requested by each agency.

Copies of each agency's budget request and strategic plan are submitted to the Office of Management and Enterprise Services, House and Senate staff, and members of the Legislative Oversight Committee on State Budget and Performance.

## **Performance-Informed Budgeting**

Per statute, agency budgets are prepared using the performance-informed budgeting technique. As a part of the budget cycle, agencies align their budgets to strategic priorities of the state. Furthermore, every agency has established measurable Key Performance Metrics (KPMs), and their performance against these KPMs is tracked over time. By ensuring that agency programs are aligned with strategic priorities and rigorously tracking performance against KPMs, agencies will be able to ensure that resources are effectively allocated against the focal areas that drive meaningful results for Oklahomans.



## Financial Tools

### Annual Comprehensive Financial Report (ACFR)

The ACFR is the primary means of reporting aggregate financial activities for all state agencies. Prepared by OMES's Central Accounting and Reporting division in conformance with Governmental Accounting Standards Board (GASB) Statements 34 and 35, this model provides a better picture of the state's financial status as a single, unified entity. Financial statements contained in the ACFR include a Statement of Net Assets and Liabilities; Statement of Activities outlining major state expenditures; and a Statement of Revenues, Expenditures, and Changes in Fund Balances. The ACFR is a valuable tool to use when reviewing and analyzing overall state revenue and expenditure trends.

### Single Audit

The Single Audit is prepared by the Auditor and Inspector's Office to meet the requirements of the Single Audit Act. The federal funds expended by all state agencies (excluding higher education and civil emergency management) are included within the scope of this report. The Single Audit reports federal fund expenditures for each agency and provides information on the type of federal funds available for state agencies, such as block grants, entitlement programs, and matching grants. This report, required by the federal government, ensures state agencies are properly expending and accounting for federal funds.

### Financial System

Daily, monthly, and annual reports generated from the Office of Management and Enterprise Services financial systems provide quality agency budgeting and expenditure reports which allow policymakers to track funds by program and object code. Other essential financial reports include budget to actual reports, cash balance, and receipts and disbursements for funds.

## Capital Budget

### The Capital Budget Process

The State of Oklahoma's Capital Improvement Plan (CIP) and the Long-Range Capital Planning Commission were established to provide the infrastructure to perform comprehensive capital plans. Capital projects are defined as one-time projects costing at least \$25,000 with a useful life of at least five years.

The CIP development process begins early in the calendar year. July 1 is the official deadline for agencies, boards, commissions, trusts, colleges, and universities to submit their Capital Budget Requests to the Office of Management and Enterprise Services. Once received, the commission separates requests into two broad categories: self-funded and appropriation-funded. Generally, the commission accepts an applicant's ranking of self-funded projects without further review.

Projects requiring an appropriation are evaluated according to a ranking process to permit the equitable allocation of limited state resources. The ranking system uses the following criteria:

- Impact on operating and capital costs.
- Leverage of state funding with other resources.
- Legal obligations.
- Impact on service to the public.
- Urgency of maintenance needs.
- Completion of prior phases.
- Health and safety.
- Advancement of the agency's mission.

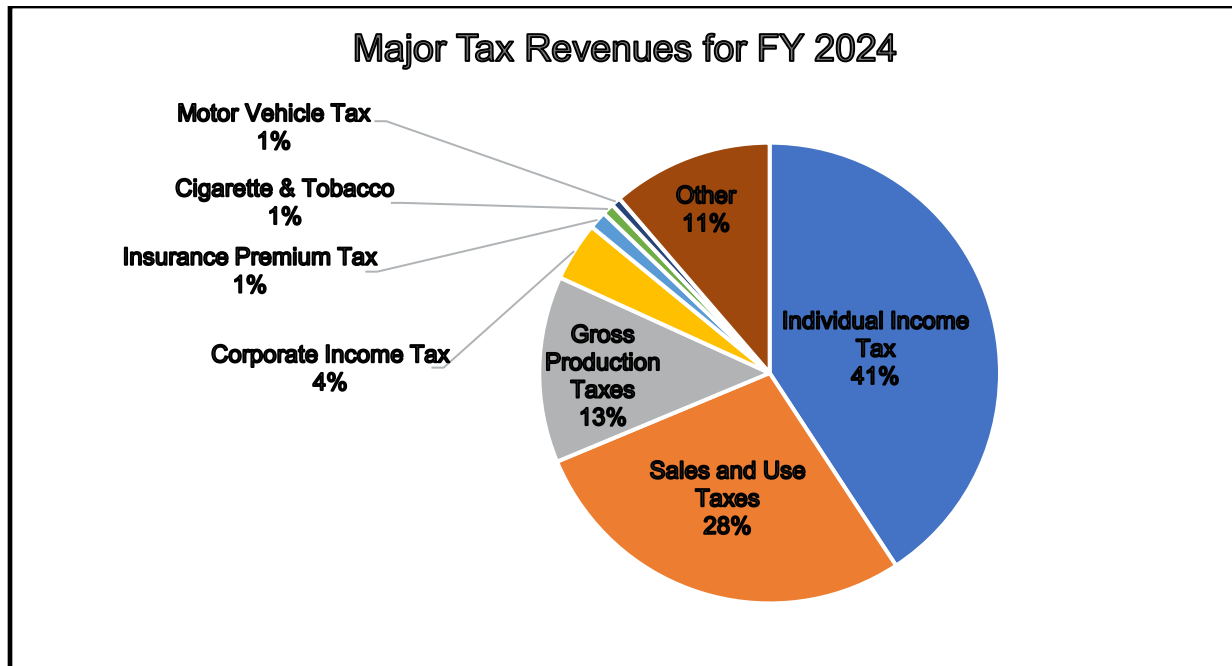
# Oklahoma Revenues and Expenditures

## Major tax sources

The single largest source of revenue collected by the state comes from taxes paid by Oklahoma citizens, businesses and others doing business in the state. Most of the state's appropriated revenue is from general taxes. For FY 2024, tax revenue is estimated to comprise more than 95% of total appropriated revenue.

Taxes, such as income tax, are compulsory payments and cannot legally be avoided. This contrasts with fees, like fishing licenses, which are discretionary and voluntary to the extent one decides to utilize a state service.

The seven major tax revenue sources for FY 2024 (estimated to provide approximately 89% of General Revenue) were most recently estimated during the last December Board of Equalization meeting and are shown below.



## Individual income taxes

Oklahoma's income tax laws date back to 1915 when an income tax was imposed on the net income of individuals residing in Oklahoma and upon the Oklahoma portion of nonresidents' income. The income tax was extended to corporations and banks in 1931. The importance of the income tax to state revenues increased when voters approved the 1933 constitutional amendment prohibiting state taxation of property.

The Oklahoma individual income tax calculation employed rates from 0.5% to 5.50% through calendar year 2011. Effective Jan. 1, 2012, the top rate was reduced to 5.25%; and, based on a finding of the State Board of Equalization in December 2014, has been further reduced to 5.00% beginning Jan. 1, 2016. Federal income taxes paid are not deductible from net income.

In 2006, the Legislature passed and the Governor approved the largest tax cut package in Oklahoma history. House Bill 1172 lowered the individual income tax rate and increased the standard deduction over several years. Based on the amount of growth revenue for the coming fiscal year as required by this legislation, the State Board of Equalization determined on Feb. 22, 2011, that conditions had been met to lower the top income tax rate to 5.25% beginning on Jan. 1, 2012.

HB 2032, passed in the 2013 legislative session, would have lowered the top rate to 5.0% beginning Jan. 1, 2015, and to 4.85% as of Jan. 1, 2016, contingent upon a determination to be made by the State Board of Equalization pursuant to the enacted statute. This bill was declared unconstitutional by the Oklahoma Supreme Court in December 2013 because it violated the one-subject rule.

Senate Bill 1246 passed during the 2014 legislative session implemented a mechanism to reduce the top marginal individual income tax rate to 5.00% and further to 4.85% contingent upon specific findings required of the State Board of Equalization. On Dec. 18, 2014, the Board found that conditions had been met to authorize the first reduction to 5.00% for the tax year beginning Jan. 1, 2016. In December 2016, a required preliminary finding indicated that conditions for the further reduction to 4.85% had not yet been met. SB 170, passed in the first regular session of 2017, repealed the mechanism for reducing the rate to 4.85%.

In 2021, HB 2962 was passed and signed into law, reducing each nominal individual income tax rate by 0.25%, effective for tax years beginning on or after Jan. 1, 2022. The top rate for individual income tax is now 4.75%.

While rates have been trending downwards since 2006, the standard deduction has gradually increased. By tax year 2011, the standard deduction became equal to the federal standard deduction. HB 2348, passed in the first regular session of 2017, froze the Oklahoma Standard Deduction at tax year 2017 amounts. The table below shows the individual income tax rates and corresponding standard deduction changes since 2006.

### Standard Deduction

Year	Top Tax Rate	Married Filing Jointly	Head of Household	Single
2007	5.65%	5,500	4,125	2,750
2008	5.50%	6,500	4,875	3,250
2009	5.50%	8,500	6,375	4,250
2010	5.50%	11,400	8,350	5,700
2011	5.50%	Match federal deduction		
2012-15	5.25%	Match federal deduction		
2016	5.00%	Match federal deduction		
2017-21	5.00%	12,700	9,350	6,350
2022-25	4.75%	12,700	9,350	6,350

In March 2018, during the second extraordinary session of the 56th Legislature, the Legislature passed and the Governor signed legislation that caps Oklahoma itemized deductions at \$17,000 annually, beginning in 2018. Additional provisions of HB 1011XX exclude deductible medical expenses and charitable donations from the cap.

In April 2018, during the second extraordinary session of the 56th Legislature, the Legislature passed and the Governor signed HB 1014XX that redirected motor vehicle collections authorized in O.S. 47 § 1104 from apportionment into the General Revenue Fund to the ROADS Fund. This bill also amended O.S. 69 § 1521 to direct those amounts previously being taken from individual income tax collections to fulfill ROADS funding requirements be reduced by the total amounts redirected from motor vehicle collections. Beginning in FY 2020, individual income tax collections intended for the General Revenue Fund will no longer be used to fund the entire ROADS fund requirement.

In May 2020, during the second regular session of the 57th Legislature, the Legislature passed and the Governor vetoed HB 2741, changing the apportionment formulas for individual income, corporate income, sales and use taxes. The Legislature subsequently overrode the veto, enacting the bill. Apportionment changes contained in the bill were utilized to address an anticipated budget gap in the Oklahoma Education Reform Revolving Fund (OEERF) due to economic impacts from COVID-19 and a sluggish oil and gas market by redirecting revenue from the Teachers' Retirement System to the OEERF during FY 2021 and FY 2022. Apportionment formulas were scheduled to repay the redirected monies to the Teachers' Retirement Fund during FY 2023 through FY 2027 from General Revenue Fund collections and resume pre-FY 2021 apportionments in FY 2028.

FY 2021 revenue collections proved to be better than expected and an improved economic outlook led to the passage of HB 2894 during the 2021 session. Most apportionments returned to their pre-pandemic rates. The exception was a 0.25% increase to Teachers' Retirement Systems and a corresponding decrease to the General Revenue Fund apportionment until FY 2027 before returning to pre-FY 2021 rates.

<b>Individual Income Tax Apportionments FY 2022 To FY 2024</b>		
	<b>FY 2022</b>	<b>FY 2023-25</b>
<b>General Revenue</b>	85.66%	85.41%
<b>1017 Fund</b>	8.34%	8.34%
<b>Teachers' Retirement Fund</b>	5.00%	5.25%
<b>Ad Valorem Reimbursement Fund</b>	1.00%	1.00%

### Corporate income tax

Like current individual income tax rates, corporate income tax rates were progressive when implemented in 1931 and remained that way until 1935 when a flat, 6% rate was established. The rate was decreased to 4% in 1947. The rate was again increased to 6% until it was lowered to 4% during the 2021 legislative session.

The corporate income tax rate is applied to all taxable income. Manufacturers' exemptions and some targeted credits and incentive payments frequently are used as economic development tools which reduce a company's income tax liability. The largest of these targeted incentive programs is the "Quality Jobs" program.

While revenue from the corporate income tax is important to the overall revenue picture, it provides approximately 4% of total tax revenue for the General Revenue Fund. That is because corporations subject to the corporate income tax have become, over time, a smaller part of the overall economy. This is due, in part, to the fact that many businesses now organize as subchapter S corporations or limited liability organizations.

Under those classifications, all income immediately goes to the partners or shareholders; and as a result, the companies pay no corporate income tax. The partners or shareholders, however, are taxed on that income, as well as income from other sources, under the individual income tax, rather than under the corporate income tax. Additionally, some businesses may be subject to some other form of taxation, such as the bank privilege tax or the insurance premium tax. Legislation in 2003 changed the apportionment of corporate income tax revenue.

In May 2020, during the second regular session of the 57th Legislature, the Legislature passed and the Governor vetoed HB 2741, changing the apportionment formulas for individual income, corporate income, sales and use taxes. The Legislature subsequently overrode the veto, enacting the bill. Apportionment changes contained in the bill were utilized to address an anticipated budget gap in the Oklahoma Education Reform Revolving Fund (ERRF) due to economic impacts from COVID-19 and a sluggish oil and gas market by re-directing revenue from the Teachers' Retirement System to the ERRF during FY 2021 and FY 2022. Apportionment formulas are scheduled to repay the redirected monies to the Teachers' Retirement Fund during FY 2023 through FY 2027 from General Revenue Fund collections and resume pre-FY 2021 apportionments in FY 2028. Changes to the FY 2021 apportionments are shown in the chart below.

<b>Corporate Income Tax Apportionments FY 2022 To FY 2024</b>		
	<b>FY 2022</b>	<b>FY 2023-25</b>
<b>General Revenue</b>	77.50%	77.25%
<b>1017 Fund</b>	16.50%	16.50%
<b>Teachers' Retirement Fund</b>	5.00%	5.25%
<b>Ad Valorem Reimbursement Fund</b>	1.00%	1.00%

## State sales and use taxes

The state sales and use taxes have varied considerably in both rate and purpose since initial implementation in 1933, when a temporary 1% tax was dedicated to public schools. Two years later, the tax was renewed, but the revenue from the tax was apportioned to the General Revenue Fund. In 1939, the rate was increased to 2% with 97% of the revenue apportioned to the State Assistance Fund or welfare programs administered by what is now the Department of Human Services.

The revenue continued to be dedicated in this manner until the 1980s, when all collections were apportioned to the General Revenue Fund. Since then, the General Revenue Fund has been the primary source of state funds for the Department of Human Services.

When Oklahoma faced a state funding crisis brought on by the decline of the petroleum industry in the 1980s, the state sales tax was increased incrementally to 4%. In 1990, the "Education Reform Act", also known as HB 1017, was passed, increasing the sales and use taxes to the current 4.5% level. HB 1017 also created the Oklahoma Education Reform Revolving Fund, also known as the 1017 Fund, for funding education.

The sales and use taxes are imposed on sales of tangible personal property and on the furnishing of some services, such as transportation, meals and lodging, as well as telecommunication services. Most services, however, are not subject to the sales and use taxes. Exemptions are also allowed when the product or service is subject to another tax, such as the motor fuels tax. Other specific exemptions are made for governmental and nonprofit entities, agriculture and to certain areas targeted to encourage economic development. The value of some of the larger exemptions from the sales and use tax include an exemption on sales to manufacturers equal to more than \$2 billion in sales tax revenue and sales for resale which total over \$6 billion in sales and use tax revenue. During the 2005 legislative session, the apportionment for sales and use tax revenues were set to be equivalent and have changed in tandem.

HB 2433, passed in the first regular legislative session of 2017, modified the sales tax exemption for certain motor vehicle transfers to provide that a portion of the state sales tax levy (1.25%) will apply to the sales of motor vehicles beginning July 1, 2017. The sales tax is paid by the consumer in the same manner and time as the motor vehicle excise tax but is a partial repeal of the sales tax exemption and is apportioned along with other sales tax collections. During the second special session in 2017, the passage of HB 1019XX directed the first \$19.6 million in use taxes collected in FY 2019 to be apportioned to the Education Reform Revolving Fund and from FY 2020 onward the initial apportionment was increased to \$20.5 million.

In May 2020, during the second regular session of the 57th Legislature, the Legislature passed and the Governor vetoed HB 2741, changing the apportionment formulas for individual income, corporate income, sales and use taxes. The Legislature subsequently overrode the veto, enacting the bill. Apportionment changes contained in the bill were utilized to address an anticipated budget gap in the Oklahoma Education Reform Revolving Fund (ERRF) due to economic impacts from COVID-19 and a sluggish oil and gas market by redirecting revenue from the Teachers' Retirement System to the ERRF during FY 2021 and FY 2022. Apportionment formulas are scheduled to repay the redirected monies to the Teachers' Retirement Fund during FY 2023 through FY 2027 from General Revenue Fund collections and resume pre-FY 2021 apportionments in FY 2028. FY 2022 and FY 2025 apportionments are shown in the chart, below.

<b>Sales Tax and Use Tax Apportionment FY 2022 to FY 2025</b>		
	<b>FY 2022</b>	<b>FY 2023-25</b>
<b>General Revenue</b>	83.61%	83.36%
<b>1017 Fund</b>	10.46%*	10.46%*
<b>Teachers' Retirement Fund</b>	5.00%	5.25%
<b>OK Historical Society Capital Improvement &amp; Operations Revolving Fund</b>	0.06%	0.06%
<b>OK Tourism Promotion Revolving Fund</b>	0.3132%	0.3132%
<b>OK Tourism Capital Improvement Revolving Fund</b>	0.5568%	0.5568%

\*The first \$20.5M in use taxes collected are apportioned to 1017 before application of normal use tax apportionment rates.

## Motor Vehicle Taxes

Motor vehicle taxes and fees have a long history in Oklahoma. Oklahoma City was the birthplace of the parking meter in 1913 and it was here that “horseless carriages” were tagged before it was required by the state.

Oklahoma’s modern day motor vehicle taxes are comprised of a broad category of taxes and fees imposed on the purchase and use of motor vehicles, including an excise tax levied on the purchase of cars, trucks, buses, boats and motors, as well as annual registration fees.

Motor vehicle registration fees, commonly called tag fees, are paid annually in lieu of ad valorem or personal property taxes. Voter’s passage of State Question 691 in 2000 tied the cost of registration fees to the age of the vehicle:

Years 1-4:	\$91 annually
Years 5-8:	\$81 annually
Years 9-12:	\$61 annually
Years 13-16:	\$41 annually
Years 17 and beyond:	\$21 annually

SQ 691 also changed the calculation of the motor vehicle excise tax, which is paid in lieu of state and local sales taxes. Previously, the tax was assessed at 3.25% of the factory delivered price and depreciated at a rate of 35% annually. The state question’s approval left the rate unchanged but assessed it against the actual sales price of the vehicle, which is usually lower than the factory delivered price of a new vehicle. HB 2433, passed in the first regular legislative session of 2017, modified the sales tax exemption for certain motor vehicle transfers to provide that a portion of the state sales tax levy (1.25%) will apply to the sales of motor vehicles beginning July 1, 2017. The sales tax will be paid by the consumer in the same manner and time as the motor vehicle excise tax but is a partial repeal of the sales tax exemption and is apportioned along with other sales tax collections.

Motor vehicle taxes are collected by independent businesses operating as motor license agents or tag agents. The only exception to this is the taxes and fees imposed on trucks and trailers used in interstate commerce, which are collected by the Oklahoma Tax Commission. HB 2249, passed in the 2012 legislative session and effective Jan. 1, 2013, reapportioned motor vehicle taxes previously flowing into the General Revenue Fund to increase funding for the County Improvements for Roads and Bridges Fund over time.

In April of 2018, during the second extraordinary session of the 56th Legislature, the Legislature passed and the Governor signed HB 1014XX that redirected motor vehicle collections from Section 1104 of O.S. 47 from apportionment into the General Revenue Fund to the ROADS Fund. As a result, the largest portion of motor vehicle tax collections will be used to fund transportation projects beginning in FY 2020. Additionally, HB 1014XX amended 69 O.S. § 1521 to direct amounts previously being taken from individual income tax collections to fulfill ROADS funding requirements be reduced by the total amounts redirected from motor vehicle collections. Individual income tax collections intended for the General Revenue Fund will no longer be used to fund the entire \$575 million ROADS fund requirement.

The following chart shows the changes in apportionment of motor vehicle taxes and fees since FY 2012.

<b>Motor Vehicle Tax Apportionment</b>					
	FY 2012	FY 2013	FY 2014	FY 2015	FY 2020
General Revenue Fund	29.84%	29.34%	26.84%	24.84%	0.00%
State Transportation Fund	0.31%	0.31%	0.31%	0.31%	0.31%
Counties	29.28%	*29.78%	*32.28%	*34.28%	*34.28%
Cities & Towns	3.10%	3.10%	3.10%	3.10%	3.10%
School Districts	36.20%	36.20%	36.20%	36.20%	36.20%
Law Enforcement Retirement	1.24%	1.24%	1.24%	1.24%	1.24%
Wildlife Conservation	0.03%	0.03%	0.03%	0.03%	0.03%
ROADS Fund					24.84%

\*This change increased apportionment to the County Improvements for Roads & Bridges Fund (CIRB), which is part of apportionments to counties. STF, county/city funds & CIRB were capped at FY 2015 amounts in the 2015 legislative session.

## Motor Fuel Taxes

In 1910, local roadways were maintained by requiring able-bodied males to provide four days of labor per year – less if they brought their own horse. By 1916, a two-mill tax was levied in townships to supplement the work requirement, but both were completely abolished by 1933.

Oklahoma’s first state gasoline tax became effective in 1923 and was used for the construction and maintenance of roads and bridges. Prior to that time, local governments were responsible for roads and bridges which were supported through ad valorem taxes at the local level.

Motor fuel taxes in Oklahoma are a form of selective sales tax and include the gasoline tax and diesel excise tax, the motor fuel importer use tax and the special fuel use tax. The taxes are levied on the quantity or volume of fuel sold, rather than the price. The state gasoline tax was 16 cents per gallon, plus a one cent per gallon special assessment through fiscal year 2018. The state tax on diesel fuel was 13 cents per gallon, plus a one cent per gallon assessment through 2018. HB 1010XX, passed in March 2018, during the second extraordinary session of the 56th Legislature, added additional motor fuels taxes of three cents per gallon on gasoline and six cents per gallon on diesel fuel. Proceeds from these additional taxes are directed to the General Revenue Fund for fiscal year 2019 and to the ROADS fund in fiscal year 2020 and all subsequent years.

There are some major exemptions to the payment of motor fuel taxes. All government entities are exempt and the tax paid on diesel fuel used off-road and for agricultural purposes may be refunded upon application to the Oklahoma Tax Commission. These exemptions were also applied to the new taxes levied by HB 1010XX.

Fuel used by all recognized Indian tribes for tribal governmental purposes may be exempt. Tribes may request a refund for taxes paid on motor fuel used for tribal purposes, or in the alternative, they may enter into a compact with the state to receive a portion of the motor fuels tax collections. If they compact with the state, the tribes must agree not to challenge the constitutionality of the motor fuel tax code. The law permitting the sharing of motor fuels revenue went into effect in 1996.

Motor fuels tax revenue supports road and bridge building, plus maintenance, for both state and local governments. The one cent per gallon special assessment provides for environmental cleanup of leaking petroleum storage tanks. Almost one-third of the total motor fuel revenue is apportioned for local uses with the remainder used for state purposes. According to state statute, motor fuel taxes, like sales taxes, are assessed on the consumer when they purchase fuel. This tax incidence was defined by statute during the 1996 legislative session as the result of a court ruling that required whoever actually paid the tax be specified in the statutes. Yet while the statutes identify the consumer as paying the tax, it is technically collected and remitted at the terminal rack or refinery level.

The following chart shows the apportionment of the 13 cents gasoline and 16 cents diesel taxes, after mandated apportionments to the Public Transit Revolving Fund, the Oklahoma Tourism and Passenger Rail Revolving Fund and a specified apportionment “off the top” each month to the State Transportation Fund and to contracted tribes:

<b>Motor Fuels Tax Apportionment</b>		
	<b>Gasoline Tax 16¢</b>	<b>Diesel Tax 13¢</b>
High Priority State Bridge Fund	1.625%	1.39%
State Transportation Fund	63.75%	64.34%
Counties for highways	30.125%	30.43%
Cities and towns	1.875%	-
County Bridge & Road Improvement Fund	2.297%	3.36%
Statewide Circuit Engineering District Fund	0.328%	0.48%

## Gross Production Taxes

Gross production or severance taxes are imposed on the removal of natural products, such as natural gas and oil, from land or water and are determined by the value and quantity of the products removed. Gross production taxes placed on the extraction of oil and gas were separated from the ad valorem property tax in 1910. For the first 20 years of statehood, oil and gas gross production and the ad valorem property tax were the major sources of state revenue.

While the ad valorem property tax became strictly a local tax in the 1930s, the oil and gas gross production taxes have continued to be an important source of revenue for state government, schools, and road building and maintenance.

During the 2006 legislative session, The Rural Economic Access Plan (REAP Fund) apportionment from the gross production tax on oil was divided between three new funds. Each of the three funds receives 33.33% of the 4.28% apportioned to the REAP Fund. A cap of \$150 million applies to six of the funds receiving Gross Production oil revenue (identified by an asterisk in the apportionment chart that follows). Oil revenue collected above the \$150 million cap that would have been apportioned to those funds is deposited into the General Revenue Fund after the cap is reached.

Prior to July 1, 2013, oil and natural gas production was subject to a three-tiered tax rate structure that specified a certain tax rate based on the current price of oil or natural gas. For natural gas, if the price per thousand cubic feet (MCF) was equal to or greater than \$2.10, the tax rate was 7%. If the price was less than \$2.10 and equal to or greater than \$1.75 per MCF, then the rate was 4% and any price lower than \$1.75 resulted in a tax rate of 1%. For oil, for prices greater than \$17 per barrel the tax rate was 7%. If the price was between \$17 and \$14 per barrel, the tax rate was 4%, and a price below \$14 per barrel yielded a 1% tax rate.

Under legislation passed in the 2014 legislative session, all new wells with a drilling start date after July 1, 2015, were taxed at a 2% rate for 36 months and were subject to a 7% rate thereafter. Collections received at the 2% rate were apportioned 50% to the General Revenue Fund, 25% to counties for the County Highway Fund and 25% to counties for individual school districts.

HB 2377, passed in the first regular legislative session of 2017, set all sunset dates for remaining exemptions to July 1, 2017, and required that incentive rebates that have previously qualified for extended production periods be claimed by Sept. 30, 2017. The legislation suspended payment of all incentive rebate claims for the 2018 fiscal year, requiring that such claims be paid in equal payments over a period of 36 months beginning July 1, 2018. Additionally, this bill ended the qualification date for the economically at-risk rebate at the end of calendar year 2016 and provided that the Oklahoma Tax Commission not accept or pay any claim for refund filed on or after July 1, 2017. Also passed in the first regular session of 2017, HB 2429 modified the gross production incentive offered for a period of 48 months for horizontally drilled wells which had qualified for the incentive by July 1, 2015, from 1% to 4% effective July 1, 2017, for the remainder of the wells' qualifying term.

HB 1085X, passed in the first extraordinary session of 2017, modified the tax exemption for specific oil and natural gas wells drilled prior to July 1, 2015. The 4% reduced rate previously allowed during specified exception periods was increased to 7%, affecting production beginning Dec. 1, 2017.

HB 1010XX, passed in March of 2018 during the second extraordinary session of the 56th Legislature, modifies the 2% gross production incentive offered for a period of 36 months for wells which had qualified for the incentive after July 1, 2015, to 5% for the remainder of the wells' qualifying terms.

The following information and charts show statutory apportionment for oil and natural gas tax collections.

All new revenue from oil and gas wells collected at the 2% rate through FY 2019 only were apportioned:

- 50% to GR.
- 25% to counties for the County Highway Fund.
- 25% to counties for individual school districts.

Oil revenue collected at the 5% rate is apportioned as follows:



<b>Gross Production Tax – Oil Apportionment</b>		
	<u>FY 2022</u>	<u>FY 2023-25</u>
*Common Education Technology Fund.	23.75%	23.75%
*OK Student Aid Revolving Fund.	23.75%	23.75%
*Higher Education Capital Fund.	23.75%	23.75%
County highways.	10.00%	10.00%
School districts.	10.00%	10.00%
County roads and bridges.	3.28%	3.28%
Statewide Circuit Engineering Dist. Fund.	0.47%	0.47%
REAP Fund.	<u>5.00%</u>	<u>5.00%</u>
*Tourism Capital Expenditure Fund.	33.33%	
*Conservation Commission Fund.	33.33%	
*Community Water Revolving Fund.	33.33%	
*OK Water Resources Board Economic Action Plan Water Projects Fund.		

\*Indicates capped funds.

Oil revenue collected at the 7% rate is apportioned as follows:

<b>Gross Production Tax – Oil Apportionment</b>	
*Common Education Technology Fund.	25.72%
*OK Student Aid Revolving Fund.	25.72%
*Higher Education Capital Fund.	25.72%
County highways.	7.14%
School districts.	7.14%
County roads and bridges.	3.745%
Statewide Circuit Engineering Dist. Fund.	0.535%
REAP Fund.	<u>4.28%</u>
*Tourism Capital Expenditure Fund.	33.33%
*Conservation Commission Fund.	33.33%
*Community Water Revolving Fund.	33.33%

\*Indicates capped funds.

Natural gas at 5%:

<b>Gross Production Tax – Natural Gas Apportionment</b>	
General Revenue Fund.	80.00%
County highways.	10.00%
School districts.	10.00%

Natural Gas at 7%:

<b>Gross Production Tax – Natural Gas Apportionment</b>	
General Revenue Fund.	85.72%
County highways.	7.14%
School districts.	7.14%

Constitutional Reserve "Rainy Day" Fund (CRF) History					
Description	FY 1995	FY 1996	FY 1997	FY 1998	FY 1999
Beginning RDF balance	45,574,052	45,574,052	114,300,821	308,906,533	297,360,609
Adjustments to the balance	0	12,909	388,745	0	1,119,324
Appropriations	0	(22,688,345)	(52,825,496)	(154,444,000)	(148,621,410)
End of FY deposit	0	91,402,205	247,042,463	142,898,076	0
Ending balance	45,574,052	114,300,821	308,906,533	297,360,609	149,858,523
Description	FY 2000	FY 2001	FY 2002	FY 2003	FY 2004
Beginning RDF balance	149,858,523	157,542,574	340,685,730	72,398,995	136,333
Adjustments to the balance	28,700	9,826	299,087	0	0
Appropriations	(74,929,261)	(78,771,287)	(268,585,822)	(72,262,663)	0
End of FY deposit	82,584,612	261,904,617	0	0	217,364,966
Ending balance	157,542,574	340,685,730	72,398,995	136,333	217,501,299
Description	FY 2005	FY 2006	FY 2007	FY 2008	FY 2009
Beginning RDF balance	217,501,299	461,316,574	495,690,168	571,598,627	596,573,270
Adjustments to the balance	0	268,565	0	0	0
Appropriations	0	0	0	0	0
End of FY deposit	243,815,275	34,105,029	75,908,459	24,974,643	0
Ending balance	461,316,574	495,690,168	571,598,627	596,573,270	596,573,270
Description	FY 2010	FY 2011	FY 2012	FY 2013	FY 2014
Beginning RDF balance	596,573,270	249,143,318	249,203,157	577,460,132	535,185,888
Adjustments to the balance	0	0	0	0	0
Appropriations	(347,429,952)	(249,143,316)	0	(45,000,000)	0
End of FY deposit	0	249,203,155	328,256,975	2,725,756	0
Ending balance	249,143,318	249,203,157	577,460,132	535,185,888	535,185,888
Description	FY 2015	FY 2016	FY 2017	FY 2018	FY 2019
Beginning RDF balance	535,185,888	385,185,888	240,741,180	93,352,678	451,648,953
Adjustments to the balance	0	0	0	0	0
Appropriations	(150,000,000)	(144,444,708)	(147,388,502)	(23,338,169)	0
End of FY deposit	0	0	0	381,634,444	354,589,664
Ending balance	385,185,888	240,741,180	93,352,678	451,648,953	806,238,617
Description	FY 2020	FY 2021	FY 2022	FY 2023	FY 2024
Beginning RDF balance	806,238,617	302,339,482	370,648,983	1,051,160,288	1,274,050,988
Adjustments to the balance	0	29,972,329	104,804,890	0	Undetermined
Appropriations	(503,899,135)	(243,668,709)	0	0	Undetermined
End of FY deposit	0	282,005,879	575,706,414	222,890,700	Undetermined
Ending balance	302,339,482	370,648,983	1,051,160,288	1,274,050,988	Undetermined

**FY 2020 through FY 2024 APPROPRIATION HISTORY**

Agency/Cabinet Name	FY 2020 Appropriation	FY 2021 Appropriation	FY 2022 Appropriation	FY 2023 Appropriation	Percent Change	Percent of Total	FY 2024 Appropriation	Percent Change	Percent of Total
<b>SUMMARY BY CABINET</b>									
Government	3,706,187	3,557,940	3,557,940	3,557,940	0.00%	0.03%	3,557,940	0.00%	0.03%
Lieutenant Governor	484,026	464,665	564,665	714,665	26.56%	0.01%	714,665	0.00%	0.01%
Agriculture	41,343,427	39,648,251	45,253,897	65,723,736	45.23%	0.52%	94,518,656	43.81%	0.75%
Commerce	45,760,292	45,031,294	53,249,222	389,725,865	631.89%	3.09%	450,405,061	15.57%	3.58%
Budget	54,014,550	50,220,233	51,224,555	749,504,555	1363.17%	5.93%	44,734,555	-94.03%	0.36%
Education	3,888,308,509	3,777,820,457	3,993,134,907	4,472,420,420	12.00%	35.41%	5,451,486,004	21.89%	43.29%
Energy and Environment	40,530,487	38,409,267	42,258,597	489,812,850	1059.08%	3.88%	52,676,575	-89.25%	0.42%
Health and Mental Health	1,524,183,442	1,474,673,122	1,722,233,559	2,336,894,212	35.69%	18.50%	1,647,460,263	-29.50%	13.08%
Human Services	882,142,992	833,068,335	854,572,546	935,197,148	9.43%	7.41%	914,180,297	-2.25%	7.26%
Licensing and Regulation	3,727,305	3,578,213	3,578,213	3,578,213	0.00%	0.03%	3,578,213	0.00%	0.03%
Public Safety	794,719,953	757,415,947	805,221,453	860,740,318	6.89%	6.82%	910,024,603	5.73%	7.23%
Workforce Development	150,193,139	144,418,748	145,799,289	240,223,823	64.76%	1.90%	172,406,503	-28.23%	1.37%
Secretary of State	9,317,656	10,425,574	9,305,505	10,554,505	13.42%	0.08%	10,950,014	3.75%	0.09%
Tourism, Wildlife, and Heritage	36,470,175	36,501,495	39,988,130	41,738,471	4.38%	0.33%	66,332,986	58.93%	0.53%
Transportation	168,917,715	170,000,000	763,893,663	910,228,499	19.16%	7.21%	1,012,401,568	11.22%	8.04%
Veterans Affairs and Military	50,874,825	49,727,975	53,227,975	101,866,829	91.38%	0.81%	79,831,558	-21.63%	0.63%
Operations and Government Efficiencies	92,382,454	86,772,098	103,165,527	699,916,419	578.44%	5.54%	817,703,616	16.83%	6.49%
Maintenance of State Buildings Revolving Fund	6,100,000	0	7,500,000	0	-100.00%	0.00%	0	N/A	0.00%
<b>Total Executive Branch</b>	<b>7,793,177,134</b>	<b>7,521,733,614</b>	<b>8,697,729,643</b>	<b>12,312,398,468</b>	<b>41.56%</b>	<b>97.50%</b>	<b>11,732,963,077</b>	<b>-4.71%</b>	<b>93.18%</b>
The Legislature	48,770,455	46,819,637	52,308,463	66,123,281	26.41%	0.52%	66,123,281	0.00%	0.53%
The Judiciary	82,267,343	88,215,146	88,487,638	103,810,862	17.32%	0.82%	108,073,418	4.11%	0.86%
<b>Total Legislative and Judiciary</b>	<b>131,037,798</b>	<b>135,034,783</b>	<b>140,796,101</b>	<b>169,934,143</b>	<b>20.70%</b>	<b>1.35%</b>	<b>174,196,699</b>	<b>2.51%</b>	<b>1.38%</b>
<b>Total Excluding Supplementals/Retirement Systems</b>	<b>7,924,214,932</b>	<b>7,656,768,397</b>	<b>8,838,525,744</b>	<b>12,482,332,611</b>	<b>41.23%</b>	<b>98.84%</b>	<b>11,907,159,776</b>	<b>-4.61%</b>	<b>94.56%</b>
Supplementals and Emergency Fund	205,860,748	129,596,785	226,222,507	146,305,173	-35.33%	1.16%	684,916,937	368.14%	5.44%
<b>Total</b>	<b>\$8,130,075,680</b>	<b>\$7,786,365,182</b>	<b>\$9,064,748,251</b>	<b>\$12,628,637,784</b>	<b>39.32%</b>	<b>100.00%</b>	<b>\$12,592,076,713</b>	<b>-0.29%</b>	<b>100.00%</b>
<b>GOVERNOR AND LIEUTENANT GOVERNOR</b>									
Governor	3,706,187	3,557,940	3,557,940	3,557,940	0.00%	0.03%	3,557,940	0.00%	0.03%
Lieutenant Governor	484,026	464,665	564,665	714,665	26.56%	0.01%	714,665	0.00%	0.01%
<b>AGRICULTURE</b>									
Agriculture	28,905,612	26,989,607	31,527,896	45,560,748	44.51%	0.36%	51,714,202	13.51%	0.41%
Conservation Commission	12,437,815	12,658,644	13,726,001	20,162,988	46.90%	0.16%	28,527,454	41.48%	0.23%
OSU Veterinary Authority	0	0	0	0	0	N/A	14,277,000	N/A	0.11%
<b>TOTAL AGRICULTURE</b>	<b>41,343,427</b>	<b>39,648,251</b>	<b>45,253,897</b>	<b>65,723,736</b>	<b>45.23%</b>	<b>0.52%</b>	<b>94,518,656</b>	<b>43.81%</b>	<b>0.75%</b>
<b>COMMERCE</b>									
Commerce, Department of	17,878,478	17,739,680	22,077,680	241,879,323	995.58%	1.92%	181,377,973	-25.01%	1.44%
REAP – local governments through commerce	13,126,817	13,126,817	15,475,000	30,000,000	93.86%	0.24%	30,000,000	0.00%	0.24%
Center for Advancement of Science and Technology	14,371,398	13,796,542	15,296,542	85,596,542	459.58%	0.68%	16,846,542	-80.32%	0.13%
Housing Finance Authority	0	0	0	0	0	N/A	215,000,000	N/A	1.71%
Multiple Injury Trust Fund	0	0	0	0	0	0.00%	6,530,546	N/A	0.05%
Space Industry Development	383,599	368,255	400,000	32,250,000	7962.50%	0.26%	650,000	-97.98%	0.01%
<b>TOTAL COMMERCE</b>	<b>45,760,292</b>	<b>45,031,294</b>	<b>53,249,222</b>	<b>389,725,865</b>	<b>631.89%</b>	<b>3.09%</b>	<b>450,405,061</b>	<b>15.57%</b>	<b>3.58%</b>
<b>BUDGET</b>									
Auditor and Inspector	4,479,495	4,300,315	4,300,315	4,480,315	4.19%	0.04%	4,480,315	0.00%	0.04%
Tax Commission	46,678,127	43,177,267	43,844,417	43,924,417	0.18%	0.35%	37,174,417	-15.37%	0.30%
LEAD – Large-scale Economic Activity and Development	0	0	0	698,020,000	N/A	5.53%	0	N/A	0.00%
Treasurer	2,856,928	2,742,651	3,079,823	3,079,823	0.00%	0.02%	3,079,823	0.00%	0.02%
<b>TOTAL BUDGET</b>	<b>54,014,550</b>	<b>50,220,233</b>	<b>51,224,555</b>	<b>749,504,555</b>	<b>1363.17%</b>	<b>5.93%</b>	<b>44,734,555</b>	<b>-94.03%</b>	<b>0.36%</b>
<b>EDUCATION</b>									
Education, Department of	3,070,951,054	2,992,729,814	3,164,386,184	3,583,265,708	13.24%	28.37%	4,430,161,728	23.63%	35.18%
Educational TV Authority	2,842,713	2,729,004	3,204,004	2,879,004	-10.14%	0.02%	2,879,004	0.00%	0.02%
Educational Quality and Accountability	1,632,509	1,567,209	1,567,209	1,567,209	0.00%	0.01%	1,867,209	19.14%	0.01%
Higher Education, Regents for	802,070,058	770,414,742	812,819,822	873,405,811	7.45%	6.92%	1,003,794,375	14.93%	7.97%
Libraries, Department of	4,527,411	4,346,315	4,346,315	4,536,315	4.37%	0.04%	5,036,315	11.02%	0.04%
Private Vo-Tech Schools Board	0	0	0	250,000	N/A	0.00%	301,000	20.40%	0.00%
School of Science and Math	6,284,764	6,033,373	6,811,373	6,516,373	-4.33%	0.05%	7,446,373	14.27%	0.06%
<b>TOTAL EDUCATION</b>	<b>3,888,308,509</b>	<b>3,777,820,457</b>	<b>3,993,134,907</b>	<b>4,472,420,420</b>	<b>12.00%</b>	<b>35.41%</b>	<b>5,451,486,004</b>	<b>21.89%</b>	<b>43.29%</b>
<b>ENERGY AND ENVIRONMENT</b>									
Corporation Commission	17,568,600	16,865,856	16,876,719	16,964,255	0.52%	0.13%	18,829,255	10.99%	0.15%
Environmental Quality, Department of	8,009,249	7,188,879	9,027,346	20,322,643	125.12%	0.16%	20,853,643	2.61%	0.17%
Land Office, Commissioners of the	8,728,413	8,379,276	8,379,276	6,703,421	-20.00%	0.05%	6,703,421	0.00%	0.05%
Mines, Department of	802,014	769,933	769,933	769,933	0.00%	0.01%	844,933	9.74%	0.01%
Water Resources Board	5,422,211	5,205,323	7,205,323	445,052,598	6076.72%	3.52%	5,445,323	-98.78%	0.04%
<b>TOTAL ENERGY AND ENVIRONMENT</b>	<b>40,530,487</b>	<b>38,409,267</b>	<b>42,258,597</b>	<b>489,812,850</b>	<b>1059.08%</b>	<b>3.88%</b>	<b>52,676,575</b>	<b>-89.25%</b>	<b>0.42%</b>
<b>HEALTH AND MENTAL HEALTH</b>									
Health Care Authority	1,000,039,368	975,239,368	1,194,337,303	1,262,741,642	5.73%	10.00%	892,741,642	-29.30%	7.09%
Health Department	60,768,712	52,337,964	59,337,964	182,096,964	206.88%	1.44%	71,487,964	-60.74%	0.57%
Mental Health and Substance Abuse Services Department	351,218,376	334,915,240	321,489,597	465,077,785	44.66%	3.68%	359,065,031	-22.79%	2.85%
OSU Medical Authority	42,203,628	45,488,996	60,477,141	187,348,189	209.78%	1.48%	78,348,189	-58.18%	0.62%
University Hospitals Authority	69,953,358	66,691,554	86,591,554	239,629,632	176.74%	1.90%	245,817,437	2.58%	1.95%
<b>TOTAL HEALTH AND MENTAL HEALTH</b>	<b>1,524,183,442</b>	<b>1,474,673,122</b>	<b>1,722,233,559</b>	<b>2,336,894,212</b>	<b>35.69%</b>	<b>18.50%</b>	<b>1,647,460,263</b>	<b>-29.50%</b>	<b>13.08%</b>
<b>HUMAN SERVICES</b>									
Children and Youth Commission	2,391,056	2,295,414	2,509,414	2,509,414	0.00%	0.02%	2,869,414	14.35%	0.02%
Disability Concerns	282,821	282,821	307,095	327,095	6.51%	0.00%	327,095	0.00%	0.00%
Human Services Department	741,423,816	697,831,158	717,585,502	753,682,964	5.03%	5.97%	766,731,613	1.73%	6.09%
J.D. McCarty Center	4,941,089	4,750,506	4,750,818	10,755,543	126.39%	0.09%	4,755,543	-55.79%	0.04%
Office of Juvenile Affairs	96,795,111	93,033,434	94,544,715	132,298,837	39.93%	1.05%	100,953,681	-23.69%	0.80%
Rehabilitation Services, Department of	36,309,099	34,875,002	34,875,002	35,623,295	2.15%	0.28%	38,542,951	8.20%	0.31%
<b>TOTAL HUMAN SERVICES AND EARLY CHILDHOOD INITIATIVES</b>	<b>882,142,992</b>	<b>833,068,335</b>	<b>854,572,546</b>	<b>935,197,148</b>	<b>9.43%</b>	<b>7.41%</b>	<b>914,180,297</b>	<b>-2.25%</b>	<b>7.26%</b>
<b>LICENSING AND REGULATION</b>									
Labor Department	3,727,305	3,578,213	3,578,213	3,578,213	0.00%	0.03%	3,578,213	0.00%	0.03%
<b>TOTAL LICENSING AND REGULATION</b>	<b>3,727,305</b>	<b>3,578,213</b>	<b>3,578,213</b>	<b>3,578,213</b>	<b>0.00%</b>	<b>0.03%</b>	<b>3,578,213</b>	<b>0.00%</b>	<b>0.03%</b>
<b>PUBLIC SAFETY</b>									
ABLE Commission	3,019,364	2,898,589	2,753,659	2,753,659	0.00%	0.02%	5,095,450	85.04%	0.04%
Attorney General	9,913,006	11,058,746	26,057,968	38,098,510	46.21%	0.30%	38,644,625	1.43%	0.31%
Corrections Department	555,559,824	531,112,247	544,278,904	552,082,900	1.43%	4.37%	552,606,940	0.09%	4.39%
District Attorneys Council	58,779,782	56,642,149	58,779,782	70,779,782	20.42%	0.56%	76,479,782	8.05%	0.61%
Emergency Management and Homeland Security	505,859	505,859	2,476,801	2,476,801	0.00%	0.02%	1,476,801	-40.37%	0.01%
Indigent Defense System	18,237,878	17,508,363	20,537,878	24,731,713	20.42%	0.20%	24,731,713	0.00%	0.20%
Investigation, Bureau of	17,180,122	15,926,840	19,266,849	27,442,374	42.43%	0.22%	38,799,511	41.39%	0.31%
Law Enforcement Education and Training	3,511,284	3,370,833	3,661,579	7,321,579	99.96%	0.06%	8,262,560	12.85%	0.07%
Medical Marijuana Authority	0	0	0	0	N/A	0.00%	37,000,000	N/A	0.29%
Medicolegal Investigations Board	17,991,357	17,771,703	19,162,057	15,206,144	-20.64%	0.12%	16,019,144	5.35%	0.13%
Narcotics and Dangerous Drugs Control	3,276,385	3,145,330	3,145,330	8,445,330	168.50%	0.07%	3,145,330	-62.76%	0.02%

Pardon and Parole Board		2,368,125	2,273,400	2,273,400	2,433,400	7.04%	0.02%	2,433,400	0.00%	0.02%
Public Safety Department	1	104,376,967	95,201,888	102,827,246	108,968,126	5.97%	0.86%	105,329,347	-3.34%	0.84%
<b>TOTAL PUBLIC SAFETY</b>		<b>794,719,953</b>	<b>757,415,947</b>	<b>805,221,453</b>	<b>860,740,318</b>	<b>6.89%</b>	<b>6.82%</b>	<b>910,024,603</b>	<b>5.73%</b>	<b>7.23%</b>
<b>WORKFORCE DEVELOPMENT</b>										
Health Care Workforce Training Commission	1	7,236,330	6,946,877	6,946,877	86,771,411	1149.07%	0.69%	7,668,629	-91.16%	0.06%
Career and Technology Education	1	142,956,809	137,471,871	138,852,412	153,452,412	10.51%	1.22%	164,737,874	7.35%	1.31%
<b>TOTAL WORKFORCE DEVELOPMENT</b>		<b>150,193,139</b>	<b>144,418,748</b>	<b>145,799,289</b>	<b>240,223,823</b>	<b>64.76%</b>	<b>1.90%</b>	<b>172,406,503</b>	<b>-28.23%</b>	<b>1.37%</b>
<b>SECRETARY OF STATE</b>										
Election Board		8,601,035	9,737,617	8,617,548	9,866,548	14.49%	0.08%	10,262,057	4.01%	0.08%
Ethics Commission, Oklahoma		716,621	687,957	687,957	687,957	0.00%	0.01%	687,957	0.00%	0.01%
<b>TOTAL SECRETARY OF STATE</b>		<b>9,317,656</b>	<b>10,425,574</b>	<b>9,305,505</b>	<b>10,554,505</b>	<b>13.42%</b>	<b>0.08%</b>	<b>10,950,014</b>	<b>3.75%</b>	<b>0.09%</b>
<b>TOURISM, WILDLIFE, AND HERITAGE</b>										
Arts Council		2,912,531	2,796,030	3,004,205	3,243,030	7.95%	0.03%	3,730,030	15.02%	0.03%
Historical Society		14,002,540	11,871,018	13,192,324	13,966,665	5.87%	0.11%	37,997,230	172.06%	0.30%
J. M. Davis Memorial Commission		322,906	309,990	330,000	540,000	63.64%	0.00%	475,000	-12.04%	0.00%
Tourism and Recreation		19,232,198	21,524,457	23,461,601	23,988,776	2.25%	0.19%	24,130,726	0.59%	0.19%
<b>TOTAL TOURISM, WILDLIFE, AND HERITAGE</b>		<b>36,470,175</b>	<b>36,501,495</b>	<b>39,988,130</b>	<b>41,738,471</b>	<b>4.38%</b>	<b>0.33%</b>	<b>66,332,986</b>	<b>58.93%</b>	<b>0.53%</b>
<b>TRANSPORTATION</b>										
Aeronautics Commission	2	0	0	2,000,000	104,350,000	5117.50%	0.83%	11,000,000	-89.46%	0.09%
Transportation Department	5	168,917,715	170,000,000	761,893,663	805,878,499	5.77%	6.38%	1,001,401,568	24.26%	7.95%
<b>TOTAL TRANSPORTATION</b>		<b>168,917,715</b>	<b>170,000,000</b>	<b>763,893,663</b>	<b>910,228,499</b>	<b>19.16%</b>	<b>7.21%</b>	<b>1,012,401,568</b>	<b>11.22%</b>	<b>8.04%</b>
<b>VETERANS AFFAIRS AND MILITARY</b>										
Military Department	1	15,558,432	16,411,582	18,911,582	60,961,582	222.35%	0.48%	27,612,651	-54.70%	0.22%
Veterans Affairs Department		35,316,393	33,316,393	34,316,393	40,905,247	19.20%	0.32%	52,218,907	27.66%	0.41%
<b>TOTAL VETERANS AFFAIRS AND MILITARY</b>		<b>50,874,825</b>	<b>49,727,975</b>	<b>53,227,975</b>	<b>101,866,829</b>	<b>91.38%</b>	<b>0.81%</b>	<b>79,831,558</b>	<b>-21.63%</b>	<b>0.63%</b>
<b>GOVERNMENT OPERATIONS AND EFFICIENCIES</b>										
Broadband Office	1	0	0	0	552,692,815	N/A	4.38%	0	N/A	0.00%
Legacy Capital Financing Fund		0	0	0	0			600,000,000	N/A	4.76%
Management and Enterprise Services, Office of	9	91,980,445	86,386,169	102,781,593	147,000,780	43.02%	1.16%	164,855,616	12.15%	1.31%
Merit Protection Commission		402,009	385,929	383,934	222,824	-41.96%	0.00%	0	-100.00%	0.00%
Service Oklahoma		0	0	0	0	0.00%	0.00%	52,848,000	N/A	0.42%
<b>TOTAL GOVERNMENT OPERATIONS AND EFFICIENCIES</b>		<b>92,382,454</b>	<b>86,772,098</b>	<b>103,165,527</b>	<b>699,916,419</b>	<b>578.44%</b>	<b>5.54%</b>	<b>817,703,616</b>	<b>16.83%</b>	<b>6.49%</b>
<b>MAINTENANCE OF STATE BUILDINGS REVOLVING FUND</b>										
		<b>6,100,000</b>	<b>0</b>	<b>7,500,000</b>	<b>0</b>	<b>-100.00%</b>	<b>0.00%</b>	<b>0</b>	<b>N/A</b>	<b>0.00%</b>
<b>TOTAL EXECUTIVE BRANCH</b>		<b>7,793,177,134</b>	<b>7,521,733,614</b>	<b>8,697,729,643</b>	<b>12,312,398,468</b>	<b>41.56%</b>	<b>97.50%</b>	<b>11,732,963,077</b>	<b>-4.71%</b>	<b>93.18%</b>
<b>LEGISLATURE</b>										
House of Representatives		19,873,257	19,078,327	19,183,536	22,786,198	18.78%	0.18%	22,786,198	0.00%	0.18%
Legislative Service Bureau	1	17,420,199	16,723,391	22,057,008	30,557,008	38.54%	0.24%	30,557,008	0.00%	0.24%
Senate		11,476,999	11,017,919	11,067,919	12,780,075	15.47%	0.10%	12,780,075	0.00%	0.10%
<b>TOTAL LEGISLATURE</b>		<b>48,770,455</b>	<b>46,819,637</b>	<b>52,308,463</b>	<b>66,123,281</b>	<b>26.41%</b>	<b>0.52%</b>	<b>66,123,281</b>	<b>0.00%</b>	<b>0.53%</b>
<b>JUDICIARY</b>										
Court of Criminal Appeals		3,977,067	4,022,707	4,022,707	4,100,297	1.93%	0.03%	4,100,297	0.00%	0.03%
District Courts		62,288,829	64,980,361	68,241,076	76,911,733	12.71%	0.61%	82,320,695	7.03%	0.65%
Supreme Court	1.8	16,001,447	19,212,078	16,223,855	22,798,832	40.53%	0.18%	21,652,426	-5.03%	0.17%
Workers' Compensation Court Of Existing Claims		0	0	0	0	N/A	0.00%	0	N/A	0.00%
<b>TOTAL JUDICIARY</b>		<b>82,267,343</b>	<b>88,215,146</b>	<b>88,487,638</b>	<b>103,810,862</b>	<b>17.32%</b>	<b>0.82%</b>	<b>108,073,418</b>	<b>4.11%</b>	<b>0.86%</b>
<b>Total Excluding Supplementals/Retirement Systems</b>		<b>7,924,214,932</b>	<b>7,656,768,397</b>	<b>8,838,525,744</b>	<b>12,482,332,611</b>	<b>41.23%</b>	<b>98.84%</b>	<b>11,907,159,776</b>	<b>-4.61%</b>	<b>94.56%</b>
<b>TOTAL SUPPLEMENTALS AND EMERGENCY FUNDS</b>										
	6	<b>205,860,748</b>	<b>129,596,785</b>	<b>226,222,507</b>	<b>146,305,173</b>	<b>-35.33%</b>	<b>1.16%</b>	<b>684,916,937</b>	<b>368.14%</b>	<b>5.44%</b>
<b>TOTAL EXCLUDING RETIREMENT SYSTEMS</b>		<b>8,130,075,680</b>	<b>7,786,365,182</b>	<b>9,064,748,251</b>	<b>12,628,637,784</b>	<b>39.32%</b>	<b>100.00%</b>	<b>12,592,076,713</b>	<b>-0.29%</b>	<b>100.00%</b>
<b>RETIREMENT SYSTEMS</b>										
Public Employees Retirement System		0	0	0	0	N/A	0.00%	0	N/A	0.00%
Retirement Systems (I)		0	0	0	0	N/A	0.00%	0	N/A	0.00%
<b>TOTAL RETIREMENT SYSTEMS</b>		<b>0</b>	<b>0</b>	<b>0</b>	<b>0</b>	<b>0</b>	<b>0</b>	<b>0</b>	<b>N/A</b>	<b>0.00%</b>
<b>TOTAL APPROPRIATIONS</b>		<b>\$8,130,075,680</b>	<b>\$7,786,365,182</b>	<b>\$9,064,748,251</b>	<b>\$12,628,637,784</b>	<b>39.32%</b>	<b>100.00%</b>	<b>\$12,592,076,713</b>	<b>-0.29%</b>	<b>100.00%</b>

<sup>1</sup> FY 2023 appropriations include agency's share of federal American Rescue Plan Act (ARPA) monies appropriated from the Statewide Recovery Fund.

<sup>2</sup> FY 2023 appropriations include agency's share of \$250 million in one-time appropriations from the Progressing Rural Economic Prosperity (PREP) Fund.

<sup>3</sup> HB 4455, the Large Scale Economic Activity Development (LEAD) Act created a 10-year investment rebate program. Rebate monies were appropriated to a dedicated fund. Monies left in the LEAD Fund after the act expired at the end of FY 2023 were transferred to General Revenue.

<sup>4</sup> HB 4452, authored in 2022, limited transfers to the Teachers Retirement System Dedicated Revenues Revolving Fund to amounts authorized by the Legislature. FY 2023 and FY 2024 include \$402 million and \$460 million authorization of dedicated revenues to TRS, which in prior years were not categorized as appropriations.

<sup>5</sup> HB 2895, authored in 2021, limited the Department of Transportation's annual expenditures from the ROADS Fund to amounts authorized by the Legislature.

FY 2022, FY 2023 and FY 2024 include ROADS funding of \$575 million, \$590 million and \$590 million, which in prior years were not categorized as appropriations.

<sup>6</sup> FY 2024 Emergency Fund totals include \$40 million appropriated to the Emergency Drought Relief Fund and \$25 million to the State Emergency Fund (HB1004X). FY 2024 Supplementals include federal ARPA monies appropriated to agencies supplementally and \$180 million appropriated to the PERFORM Fund per SB 1179.

<sup>7</sup> Appropriations to the MITF are categorized as supplemental for FY 2020-2023.

<sup>8</sup> Includes \$4.6 million appropriation to the Family Representation and Advocacy Revolving Fund created by SB19x.

<sup>9</sup> OMES amounts include appropriations to the Digital Transformation Fund, Capitol Debt Service, Long-Range Capitol Planning Commission, Governor's Mansion Renovation, Native American Cultural and Educational Authority (NACEA), and other projects.

<sup>10</sup> FY 2024 amounts do not include the \$600 million in enhanced FMAP funding used for operations at Oklahoma Health Care Authority.

**SUMMARY OF OKLAHOMA STATE REGENTS FOR HIGHER EDUCATION ALLOCATIONS (2023-2024)**

<u>Regents' Allocation</u>	<b>ORIGINAL ALLOCATION</b>	<b>% OF ORIGINAL ALLOCATION</b>
<b>Universities, colleges and constituent agencies</b>	\$797,634,992	
University of Oklahoma	132,780,144	12.39%
OU Law Center	5,081,232	0.47%
OU Health Sciences Center	80,104,245	7.48%
OU Tulsa	6,400,618	0.60%
Oklahoma State University	118,878,465	11.09%
OSU Agriculture Experiment Station	21,820,158	2.04%
OSU Agriculture Extension Division	23,162,157	2.16%
OSU Technical Branch, Okmulgee	13,241,188	1.24%
OSU College of Veterinary Medicine	9,146,255	0.85%
OSU, Oklahoma City	12,834,329	1.20%
OSU Center for Health Sciences	13,219,782	1.23%
OSU Tulsa	8,811,272	0.82%
University of Central Oklahoma	50,570,425	4.72%
East Central University	15,557,823	1.45%
Northeastern State University	32,411,599	3.02%
Statewide Literacy Program – NSU	49,173	0.00%
Northwestern Oklahoma State University	9,425,713	0.88%
Southeastern Oklahoma State University	17,840,023	1.66%
Southwestern Oklahoma State University	21,249,509	1.98%
Cameron University	18,347,808	1.71%
Langston University	19,362,929	1.81%
Oklahoma Panhandle State University	6,536,619	0.61%
University of Science & Arts of Oklahoma	6,620,783	0.62%
University of Science & Arts – Jane Brooks	18,156	0.00%
Rogers State University	14,367,281	1.34%
Carl Albert State College	5,933,511	0.55%
Connors State College	6,452,737	0.60%
Eastern Oklahoma State College	5,925,810	0.55%
Murray State College	6,120,771	0.57%
Northeastern Oklahoma A&M College	7,735,684	0.72%
Northern Oklahoma College	9,957,820	0.93%
Oklahoma City Community College	25,851,453	2.41%
Redlands Community College	5,739,586	0.54%
Rose State College	18,311,798	1.71%
Seminole State College	5,488,625	0.51%
Tulsa Community College	36,515,552	3.41%
Western Oklahoma State College	5,243,237	0.49%
Ponca City Learning Site	520,722	0.05%

**SUMMARY OF OKLAHOMA STATE REGENTS FOR HIGHER EDUCATION ALLOCATIONS 2023-2024**

	<b>ORIGINAL ALLOCATION</b>	<b>% OF ORIGINAL ALLOCATION</b>
State Regents' Operations Budget	\$9,914,651	0.93%
OneNet Higher Education User Fees	2,368,955	0.22%
Capital and One-Time Allocations	1,325,883	0.12%
Micro-credentials/Workforce Development	1,800,000	0.17%
Innovation and Efficiency Match	2,034,863	0.19%
<b>Special Programs:</b>		
Section 13 Offset Program	19,948,766	1.86%
Endowed Chairs Program	21,529,849	2.01%
Grants Programs/Econ Dev/OEIS	296,834	0.03%
Summer Academies Program	426,286	0.04%
Student Preparation Program	788,811	0.07%
Adult Degree Completion Program	635,747	0.06%
Teacher Shortage Incentive Program	270,405	0.03%
OCIA Debt Service	29,635,633	2.77%
Scholar-Enrichment Program	205,398	0.02%
EPSCoR	1,850,423	0.17%
National Lambda Rail	1,026,883	0.10%
Academic Library Databases	275,313	0.03%
Financial/Data Analytics	1,401,700	0.13%
Critical Workforce Development Initiatives	11,500,000	1.07%
Hunger Pantry Project	200,000	0.02%
Online Educational Resources	300,000	0.03%
Student Health Telemedicine Program	4,000,000	0.37%
<b>Student Assistance Programs:</b>		
Oklahoma Tuition Aid Grant Program	17,010,329	1.59%
Oklahoma Academic Scholars Program	7,155,862	0.67%
Oklahoma Higher Learning Access Program	67,700,000	6.32%
Oklahoma National Guard Waiver Program	256,336	0.02%
Oklahoma Tuition Equalization Act	2,926,186	0.27%
Regional University Scholarships	1,021,517	0.10%
Prospective Teacher Scholarships	70,793	0.01%
Chiropractic Scholarships	28,318	0.00%
National Guard Educational Assistance Program	12,000,000	1.12%
Wm. P Willis Scholars	59,997	0.01%
George and Donna Nigh Scholarship Program	49,555	0.00%
Concurrent Enrollment Waiver Reimbursement	19,516,350	1.82%
International Scholars Program	90,847	0.01%
Adult Degree Completion and Workforce Re-entry Program	1,150,000	0.11%
Future Teacher Scholarship and Employment Incentive Program	33,086,893	3.09%
<b>TOTAL ALLOCATIONS OF APPROPRIATIONS</b>	<b>\$1,071,494,375</b>	<b>100.00%</b>

NOTE: Total includes \$47,025,701 from the Higher Education Capital Revolving Fund, \$47,025,701 from the Student Aid Revolving Fund, \$32,543,014 from the Lottery Trust Fund, \$67,700,000 designated General Revenue for Oklahoma's Promise, and \$877,199,959 from the General Revenue Fund.

# Appendix



**Appropriation/Authorization History**  
**Pensions**  
**Cost of Tax Incentives and Exemptions**  
**Budget and Fiscal/Research Staff**  
**State Organization Chart**  
**Historical FTE by Cabinet and Agency**  
**Glossary**  
**Contact Info**

# A. Five-year Historical Appropriations/Authorizations

## APPENDIX A

### FIVE-YEAR HISTORICAL APPROPRIATIONS/AUTHORIZATIONS

	FY 2020 ACTUAL EXPENDITURES	FY 2021 ACTUAL EXPENDITURES	FY 2022 ACTUAL EXPENDITURES	FY 2023 ACTUAL EXPENDITURES*	FY 2024 ACTUAL EXPENDITURES**	FY 2025 DECEMBER EXP AUTHORITY***	FY 2024 - FY 2025 DIFFERENCE (\$\$)	FY 2024 - FY 2025 DIFFERENCE (%)
<b>CERTIFIED</b>								
General Revenue Fund	6,636,531,493	5,252,450,088	6,065,155,775	6,871,511,960	7,521,865,792	8,299,656,928	777,791,136	10.3%
CLEET Fund	2,914,014	2,935,267	2,510,658	2,513,699	2,378,710	2,353,064	(25,646)	(1.1%)
Mineral Leasing Fund	3,800,000	3,800,000	5,225,000	4,750,000	4,771,015	4,512,500	(258,515)	(5.4%)
OSHA Fund	950,000	760,000	902,500	1,186,873	1,167,716	1,083,285	(84,431)	(7.2%)
Public Building Fund	2,367,343	1,793,144	1,598,917	1,705,508	1,922,994	2,272,892	349,898	18.2%
Commissioners of the Land Office Fund	8,728,413	8,379,276	8,379,276	6,703,421	6,703,421	11,484,284	4,780,863	71.3%
Oklahoma Education Lottery Trust Fund	47,500,000	52,700,000	57,950,000	84,535,983	61,750,000	61,750,000	0	0.0%
State Public Safety Fund	22,260,696	24,367,443	23,149,071	19,987,055	17,575,365	7,101,875	(10,473,490)	(59.6%)
Health Care Enhancement Fund	131,062,000	144,863,600	147,611,950	148,825,100	141,688,700	123,471,500	(18,217,200)	(12.9%)
Alcoholic Beverage Control Fund	13,915,218	10,893,261	12,350,000	13,477,750	13,217,192	13,775,000	557,808	4.2%
OK Pension Improvement Revolving Fund	0	0	0	0	0	236,341	236,341	N/A
<b>TOTAL CERTIFIED FUNDS</b>	<b>\$6,870,029,177</b>	<b>\$5,502,942,079</b>	<b>\$6,324,833,147</b>	<b>\$7,155,197,349</b>	<b>\$7,773,040,905</b>	<b>\$8,527,697,669</b>	<b>\$754,656,764</b>	<b>9.7%</b>
<b>AUTHORIZED</b>								
1017 Fund	854,300,525	1,015,074,419	875,289,631	890,120,375	1,036,701,366	1,076,135,529	39,434,163	3.8%
Common Ed. Technology Fund (GP – Oil)	47,111,412	46,938,566	47,372,299	47,025,701	47,025,701	47,025,701	0	0.0%
OK Student Aid Fund (GP – Oil)	47,111,412	46,938,566	47,372,299	47,025,701	47,025,701	47,025,701	0	0.0%
Higher Education Capital Fund (GP – Oil)	47,111,412	46,938,566	47,372,299	47,025,701	47,025,701	47,025,701	0	0.0%
Tobacco Fund	13,383,490	11,718,750	13,684,375	12,572,152	13,102,080	11,000,000	(2,102,080)	(16.0%)
Judicial Revolving Fund	43,487,000	37,000,000	20,000,000	23,097,008	25,895,523	20,716,418	(5,179,105)	(20.0%)
Transportation Fund	168,917,715	170,000,000	186,893,663	193,878,499	211,401,568	216,323,928	4,922,360	2.3%
ROADS Fund	-	-	575,000,000	590,000,000	590,000,000	590,000,000	0	0.0%
TRS Dedicated Revenue Revolving Fund	-	-	-	401,906,190	460,152,210	461,913,270	1,761,060	0.4%
<b>TOTAL AUTHORIZED FUNDS</b>	<b>\$1,221,422,966</b>	<b>\$1,374,608,867</b>	<b>\$1,812,984,566</b>	<b>\$2,252,651,327</b>	<b>\$2,478,329,850</b>	<b>\$2,517,166,248</b>	<b>\$38,836,398</b>	<b>1.6%</b>
<b>CASH AND GENERAL REVENUE SURPLUS</b>	<b>\$238,623,537</b>	<b>\$462,188,393</b>	<b>\$598,873,404</b>	<b>\$1,274,106,703</b>	<b>\$1,938,675,633</b>	<b>\$2,423,790,736</b>	<b>\$485,115,103</b>	<b>25.0%</b>
<b>CASH FLOW RESERVE FUND</b>	<b>\$0</b>	<b>\$0</b>	<b>\$200,000,000</b>	<b>\$114,665,239</b>	<b>\$27,373,999</b>	<b>\$0</b>	<b>(\$27,373,999)</b>	<b>(100.0%)</b>
<b>CONSTITUTIONAL RESERVE FUND</b>	<b>\$0</b>	<b>\$243,668,709</b>	<b>\$0</b>	<b>\$0</b>	<b>\$0</b>	<b>\$0</b>	<b>\$0</b>	<b>0.0%</b>
<b>REVENUE STABILIZATION FUND</b>	<b>\$0</b>	<b>\$162,500,000</b>	<b>\$0</b>	<b>\$0</b>	<b>\$0</b>	<b>\$0</b>	<b>\$0</b>	<b>0.0%</b>
<b>AGENCY REVOLVING FUND AUTHORIZATIONS</b>	<b>\$0</b>	<b>\$26,300,000</b>	<b>\$0</b>	<b>\$30,188,549</b>	<b>\$0</b>	<b>\$0</b>	<b>\$0</b>	<b>0.0%</b>
<b>ADDITIONAL REV FUND APPROPRIATIONS</b>	<b>\$0</b>	<b>\$38,957,134</b>	<b>\$128,057,134</b>	<b>\$1,801,828,617</b>	<b>\$374,656,326</b>	<b>\$403,567,485</b>	<b>\$28,911,159</b>	<b>7.7%</b>
<b>REAPPROPRIATIONS</b>	<b>\$2,600,000</b>	<b>\$22,000,000</b>	<b>\$0</b>	<b>\$0</b>	<b>\$0</b>	<b>\$0</b>	<b>\$0</b>	<b>0.0%</b>
<b>TOTAL ALL FUNDS</b>	<b>\$8,332,675,680</b>	<b>\$7,833,165,182</b>	<b>\$9,064,748,251</b>	<b>\$12,628,637,784</b>	<b>\$12,592,076,712</b>	<b>\$13,872,222,137</b>	<b>\$1,280,145,425</b>	<b>10.2%</b>

\*For FY 2023, Agency Revolving Fund Authority consists of appropriations from FMAP Rate Preservation Fund. Additional Revolving Fund Appropriations consists of federal American Rescue Plan (ARPA) monies appropriated from the Statewide Recovery Fund.

\*\*FY 2024 Additional Revolving Fund Appropriations consist of expenditures from the Special Cash Fund and the Statewide Recovery Fund. The Cash and General Revenue Surplus value includes the \$600 million cash transfer into the Legacy Capital Fund.

\*\*\*FY 2025 Expenditure Authority proposed to State Board of Equalization in December 2023; subject to change pending action by Board on Feb. 15, 2024. Additional Revolving Fund Appropriations includes monies remaining in the Special Cash Fund, Statewide Recovery Fund, and Legacy Capital Financing Fund. Cash and General Revenue surplus includes the \$698 million initially appropriated as part of the LEAD Act, which expired and was transferred back into the FY 2022 General Revenue Fund balance.



## OKLAHOMA PENSION SYSTEMS

The State of Oklahoma has seven retirement systems as follows:

- Oklahoma Firefighters Pension and Retirement System (OFPRS).
- Oklahoma Public Employees Retirement System (OPERS).
- Oklahoma Law Enforcement Retirement System (OLERS).
- Oklahoma Police Pension and Retirement System (OPPRS).
- Oklahoma Teachers' Retirement System (TRS).
- Retirement Plan for Full-time Employees of the Department of Wildlife (Wildlife).
- Uniform Retirement System for Justices and Judges (URSJJ), administered by OPERS.

Systems are funded with employee contributions, employer contributions, returns on investment and, in some cases, dedicated revenue streams. All systems provide defined benefits plans. OPERS is unique in that it also administers a mandatory defined contribution plan for eligible state employees hired on or after Nov. 1, 2015. Figure 1, below, shows the systems' basic membership information for their defined benefits plans.

Figure 1: Membership information fiscal year ending June 30.

System	Active Members	Retirees and Beneficiaries*
OFPRS	12,260	11,895
OPERS	28,671	36,899
OLERS	1,272	1,579
OPPRS	4,868	4,401
TRS	100,959	69,432
Wildlife	156	239
URSJJ	266	331

\*Excludes vested terminated members and deferred-option plan members.

Figure 2, below, is a summary of funding information from the retirement systems' actuarial valuation reports from fiscal year 2023.

Figure 2: Comparison of liabilities and assets (in millions) with funding ratio included.

System	Accrued Liability	Actuarial Assets	Unfunded Accrued Liability**	Funded Ratio
OFPRS	\$4,427	\$3,222	\$1,205	72.8%
OPERS	\$11,482	\$11,557	-\$75	100.7%
OLERS	\$1,440	\$1,179	\$262	81.8%
OPPRS	\$2,993	\$3,175	-\$182	106.1%
TRS	\$28,510	\$21,405	\$7,104	75.1%
Wildlife	\$143	\$132	\$11	92.3%
URSJJ	\$381	\$396	-\$16	104.1%
<b>TOTAL</b>	<b>\$49,375</b>	<b>\$41,066</b>	<b>\$8,309</b>	<b>83.2%</b>

\*\*Values may not sum due to rounding.

## APPENDIX D: 2023 Income Tax Preferences (Tax Year 2020 Data)\*

Source: Oklahoma Tax Commission 2021-2022 Tax Expenditure Report.

\*Includes credits, deductions and exemptions for tax year 2020; excludes credits with impacts under \$50,000 for repealed credits.

Type	Citation	Amount used*	Number of returns	Final year/date credits may be earned (but not used)**	Notes
<b>Credits</b>					
Taxes paid to another state by residents of Oklahoma for personal services.	68 O.S. § 2357	\$44,525,000	33,233	N/A	
Child credit or child care credit. <sup>1</sup>	68 O.S. § 2357	\$37,212,000	359,387	N/A	Federal AGI must be below \$100,000.
Oklahoma investment/new jobs (for TY 2016-2018, total amount allowed capped at \$25 million).	68 O.S. § 2357.4	\$12,266,000	697	N/A	For either an investment in specific depreciable property, facility or for increased net employment. <sup>2</sup>
Venture capital (non-refundable/transferrable for three years).	68 O.S. § 2357.7	\$6,699,000	33	2008	20% of qualified investments – carryforward 3 years.
Oklahoma coal production (transferrable if earned before Jan. 1, 2014 – refundable at 85% thereafter, and if earned 2016 or later, credit is 75% of the value).	68 O.S. § 2357.11	\$3,456,000	8	2021	Beginning TY 2018, \$5 million cap applies.
Investments in clean-burning motor vehicles or motor vehicle property (including CNG).	68 O.S. § 2357.22	\$13,149,000	507	2026	Five-year carryover; non-refundable; \$20 million total cap per year beginning with TY 2020.
Natural disaster credit (refundable). Credit calculated from ad valorem tax differences before and after completed improvements.	68 O.S. § 2357.29A	\$336,000	291	N/A	Eligible claims up to five consecutive years after improvements are made; credit 80% of previous year's credit after first year claimed.
Small business guaranty fee credit (for financial institutions).	68 O.S. § 2357.30 & 68 O.S. § 2370.1	\$21,000	21	N/A	
Credit for electricity generated by zero-emission facilities (transferrable if earned before Jan. 1, 2014, refundable at 85% thereafter – 10-year carryforward).	68 O.S. § 2357.32A	\$77,512,000	39	Depends on facility type and start date <sup>3</sup>	Includes wind. First impact of sunset on wind facilities in 2027.
Tax credit for qualified historic rehabilitation expenditures (transferrable).	68 O.S. § 2357.41	\$1,694,000	66	N/A	10-year carryover.
Oklahoma earned income tax credit (refundable before tax year 2016; non-refundable beginning in 2016).	68 O.S. § 2357.43	\$13,221,000	312,301	N/A	5% of federal EITC.
Credit for donations to biomedical research institute.	68 O.S. § 2357.45	\$581,000	961	N/A	50% of donation, \$1,000 per taxpayer; four-year carryover; \$1 million cap.
Credit for donations to cancer research institutes.	68 O.S. § 2357.45	\$72,000	255	N/A	50% of donation, \$1,000 per taxpayer; four-year carryover; \$1 million cap.
Credit for energy-efficient residential construction (transferrable).	68 O.S. § 2357.46	\$1,319,000	76	6/30/2016	Credit up to \$4,000 for eligible expenses; four-year carryover.
Railroad modernization credit (Transferable and value reduced by 25% for credits earned 2016 and after)	68 O.S. § 2357.104	\$103,000	7	N/A	TY 2018 and after, \$2 million cap applies; five-year carryover
Donation to Oklahoma scholarship-granting and educational opportunity organizations.	68 O.S. § 2357.206	\$4,059,000	2,449	N/A	\$5 million cap; three-year carryover.
Aerospace industry employer tuition reimbursement.	68 O.S. § 2357.302	\$10,000	8	2025	50% of tuition per qualified employee for first four years of employment.
Aerospace industry employer credit for compensation.	68 O.S. § 2357.303	\$255,000	38	2025	10% for the first five years if an Oklahoma graduate; 5% for out-of-state graduates; up to \$12,500 per employee.
Aerospace industry employee credit.	68 O.S. § 2357.304	\$9,036,000	2,754	2025	\$5,000 cap per year up to five years; five additional years carryover.
Investments in affordable housing.	68 O.S. § 2357.403	\$192,000	9	N/A	\$4 million cap; first year 2016; carryforward five-year.
Vehicle manufacturing industry employer tuition reimbursement.	68 O.S. § 2357.404	\$0	0	2025	
Vehicle manufacturing industry employer credit for compensation.	69 O.S. § 2357.404	\$0	0	2025	First year 2019; \$5 million soft-cap on three credits combined; five-year carryover.
Vehicle manufacturing industry employer credit.	70 O.S. § 2357.404	\$0	0	2025	
Software or Cybersecurity employee tuition reimbursement.	68 O.S. § 2357.405	\$253,000	46	2029	First year 2020; credit of \$2,200 or \$1,800 depending on education level; up to seven years.
Volunteer firefighter credit.	68 O.S. § 2358.7	\$690,000	2,205	N/A	\$200 or \$400 credit for meeting specific requirements.
Low-income property tax relief (refundable).	68 O.S. § 2907 & 2908	\$105,000	602	N/A	Head-of-household; 65 or totally disabled; gross income <\$12,000; maximum credit, \$200.
Film rebate program.	68 O.S. § 3624	\$8,000,000	Unavailable	N/A	\$8 million cap beginning in FY 2020.
Sales tax relief (refundable).	68 O.S. § 5011	\$33,649,000	424,294	N/A	\$40 per qualified exemption; income caps and other applications

Type	Citation	Amount used*	Number of returns	Final year/date credits may be earned (but not used)**	Notes
Caring for Caregivers Act.	68 O.S. § 2357.801	Unavailable	Unavailable	N/A	Tax credit up to \$3,000 for caregivers meeting specific requirements. Total cap of \$1.5 million. First year 2024.
Parental Choice Tax Credit.	68 O.S. § 2355	Unavailable	Unavailable	N/A	Tax credit up to \$7,500 for private school tuition and fees for students meeting certain eligibility requirements. \$150 million cap beginning in 2024, \$200 million cap beginning in 2024, and \$250 million cap beginning in 2026.
<b>Deductions and exemptions***</b>		<b>Tax expenditure</b>			
Oil and gas depletion allowance (deduction).	68 O.S. § 2353	\$6,180,000	73,213	N/A	Individual tax returns only.
Taxpayers with physical disabilities.	68 O.S. § 2358	\$7,000	80	N/A	Applies to modification expenses.
Non-recurring adoption expenses.	68 O.S. § 2358	\$155,000	562	N/A	\$20,000 annual cap.
Oklahoma college savings program.	68 O.S. § 2358	\$4,222,000	15,368	N/A	Up to \$10,000 individual; \$20,000 joint-filing.
Members of the armed services.	68 O.S. § 2358	\$26,339,000	22,607	N/A	100% of income.
Itemized deductions.	68 O.S. § 2358	\$82,090,000	154,132	N/A	Beginning TY 2018, cap of \$17,000 applies.
Standard deduction.	68 O.S. § 2358	\$547,286,000	1,711,230	N/A	After 2016, individual deduction amount is frozen.
Oklahoma source capital gains – individual.	68 O.S. § 2358	\$107,981,000	16,533	N/A	Qualifying capital gains <sup>4</sup> .
Personal exemption.	68 O.S. § 2358	\$121,668,000	1,803,587	N/A	\$1,000 in lieu of federal.
Blind individuals.	68 O.S. § 2358	\$115,000	4,768	N/A	\$1,000/blind individual.
Low-income individuals 65 or older.	68 O.S. § 2358	\$242,000	100,289	N/A	\$1,000/qualifying individual.
Retirement benefits – public sector.	68 O.S. § 2358	\$24,593,000	63,723	N/A	First \$10,000 of most Oklahoma and federal retirement benefits.
Social Security benefits.	68 O.S. § 2358	\$171,261,000	244,082	N/A	SSI included in federal AGI.
Civil service retirement benefits in lieu of Social Security.	68 O.S. § 2358	\$30,134,000	20,911	N/A	100% of certain federal civil service benefits received in lieu of social security benefits are exempt from taxable income.
Military retirement benefits.	68 O.S. § 2358	\$23,796,000	28,977	N/A	Capped – greater of 75% or \$10,000.
Retirement benefits – other than public sector.	68 O.S. § 2358	\$85,441,000	272,711	N/A	Capped – \$10,000.
Foster care deduction.	68 O.S. § 2358.5-1	\$282,000	1,690	Repealed for TY 2018 and reinstated beginning TY 2019	Deduction capped at \$5,000.
Miscellaneous – Four categories, only. Net Operating Loss may be estimated <sup>5</sup> .	68 O.S. § 2358	\$25,217,000	22,826	N/A	Losses may offset another years' taxable income; carry forward or back.
<b>TOTAL</b>		<b>\$1,525,424,000</b>			

\*Amount actually used may be less than amount claimed due to carryover periods, annual caps, or lack of refundability.

\*\*Dollar figures may reflect carryover period for credits which have reached sunset or repeal date.

\*\*\*Deductions and exemptions are estimated October 2022, based on 2020 data. Source: Oklahoma Individual Income Tax Micro Simulation Model.

<sup>1</sup>The qualifying taxpayer may claim the greater of 20% of the credit for child care expenses allowed under the federal IRS code or 5% of the child tax credit allowed under the federal IRS code (non-refundable). The larger percentage claimed is based on the federal child tax credit.

<sup>2</sup>ITC credits may be carried forward indefinitely for capital investments and 15 years beyond the original five for addition of jobs. SB 1582 (2016 session) limited the credit to \$25 million per year for TY 2016-2018.

<sup>3</sup>Wind facility must be placed in service on or before July 1, 2017 and may claim credits for 10 years after start date. Non-wind facilities capped at \$5 million annually beginning TY 2019-TY 2020. HB1263 [2019] allows taxpayers the option of irrevocably electing to defer the refund of the credit for 10 years for any credits initially claimed on or after July 1, 2019.

<sup>4</sup>Gain must be on real or tangible personal property located in Oklahoma, sale of stock or ownership interest in Oklahoma-headquartered entity, or on sale of real property, tangible personal property or intangible personal property located in Oklahoma.

<sup>5</sup>Estimate for individual incorporated filers only; unable to estimate for corporate filers.

SOURCE: 2021-2022 OTC Tax Expenditure Report and selected updates from Oklahoma statutes.

## APPENDIX D (Continued) – Sales Tax Preferences (Exemptions)

Source: Oklahoma Tax Commission 2021-2022 Tax Expenditure Report.

\*Estimates exclude minimal and zero impacts, impacts that cannot be estimated and information that may not be disclosed.

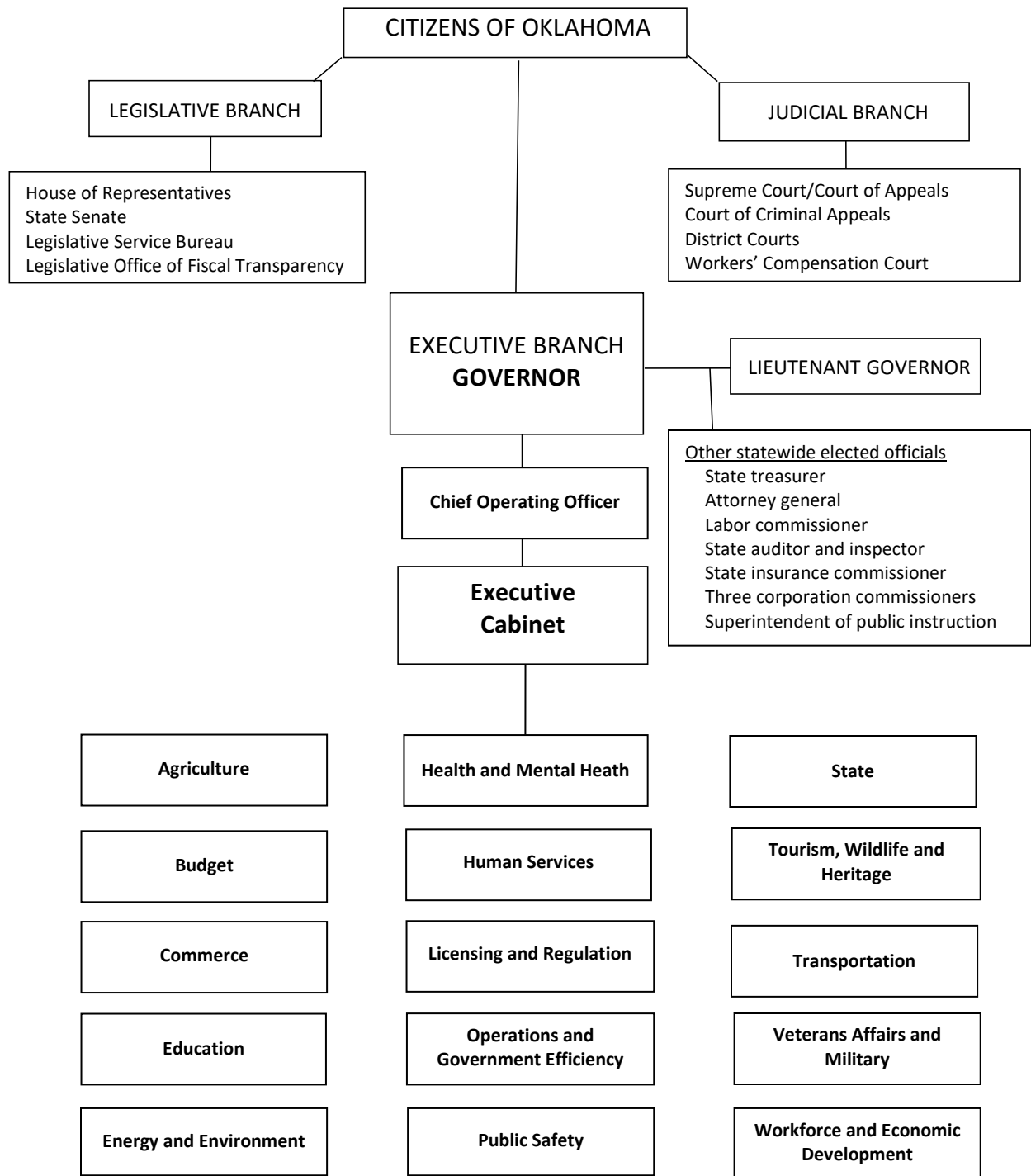
Type	Citation	Estimate*	Notes
Sales for resale (sales and use taxes)	68 O.S. § 1357	\$8,791,630,000	Avoids double taxation
Sales to manufacturers (sales and use taxes)	68 O.S. § 1359	\$2,484,883,000	Avoids double taxation
Drugs (prescribed only)	68 O.S. § 1357	\$259,000,000	Includes insulin and medical oxygen
Utilities for residential use	68 O.S. § 1357	\$166,729,000	Natural or artificial gas and electricity
Subdivisions or agencies of the state	68 O.S. § 1356	\$162,291,000	Property and services sold to such
State of Oklahoma	68 O.S. § 1356	\$130,464,000	Property and services sold to the state and its political subdivisions
Agricultural sales	68 O.S. § 1358	\$165,090,000	Various exemptions
Livestock purchased outside the state	68 O.S. § 1404	\$81,224,000	Purchased for feeding or breeding purposes, later resold
Sales of certain types of advertising	68 O.S. § 1357	\$58,925,000	Space in certain media types
Disabled veterans in receipt of compensation at the 100% rate	68 O.S. § 1357	\$50,544,000	\$25,000 per year; honorably discharged from active duty
Water, sewage and refuse services	68 O.S. § 1354	\$18,434,000	Sales of certain such services
Drugs and medical devices	68 O.S. § 1357.6	\$15,115,000	When reimburseable under Medicare or Medicaid
Newspapers and periodicals	68 O.S. § 1354	\$2,073,000	
Sales by schools	68 O.S. § 1356	\$9,326,000	Tangible personal property sold for fundraising purposes
Rural electric cooperatives	18 O.S. § 437.25	\$9,023,000	
School cafeterias	68 O.S. § 1356	\$8,533,000	K-12, colleges, universities
Sales tax holiday	68 O.S. § 1357.10	\$8,209,000	Local taxes reimbursed to cities/counties
Churches	68 O.S. § 1356	\$7,714,000	Property and services sold to or by such
Fraternal, religious, civic, charitable or educational societies	68 O.S. § 1356	\$5,057,000	Dues paid to such
Private education institutions	68 O.S. § 1356	\$4,283,000	Institutions accredited by SDE
Aircraft repair and modification	68 O.S. § 1357	\$3,049,000	
Sales of horses	68 O.S. § 1357.7	\$1,659,000	
Out-of-state tax credit	68 O.S. § 1404	\$2,088,000	On tangible personal property, paid to another state
Admission to professional sporting events	68 O.S. § 1356	\$825,000	
Bad debt credit	68 O.S. § 1366	\$788,000	Exempts taxes paid on uncollectable gross receipts
Tourism broker transportation services	68 O.S. § 1354	\$694,000	Services incidental to brokerage services
Sales by fire departments	68 O.S. § 1356	\$668,000	First \$15,000 sold for fundraising
Funeral home transportation services	68 O.S. § 1354	\$412,000	Services provided to family members, etc., for a funeral
Local transportation	68 O.S. § 1357	\$322,000	Fares less than \$1; other local transportation excluding taxis
Cultural organizations	68 O.S. § 1356	\$136,000	First \$15,000 sold by or to such
Children's homes	68 O.S. § 1357	\$107,000	Operated under IRS code, 26 § 501 (c)(3)
Motion picture and television production companies	68 O.S. § 1357	\$42,000	For eligible production
Irrigation districts	82 O.S. § 277.17	\$61,000	On purchases or use of tangible personal property by irrigation districts
Nonprofit Affordable Housing Organizations	68 O.S. § 1356	\$302,000	Sales of tangible personal property or services used solely for construction and remodeling projects
Oklahoma Housing Authority	63 O.S. § 1066	\$40,000	For property purchased by OHA
<b>TOTAL</b>		<b>\$12,449,740,000</b>	

**Office of Management and Enterprise Services  
Budget Division**

Please direct all press inquiries to [christa.helfrey@omes.ok.gov](mailto:christa.helfrey@omes.ok.gov).

If you have questions about any of these functions of government, please contact as follows:

Oklahoma State Budget .....	Brandy Manek 405-521-3786 <a href="mailto:brandy.manek@omes.ok.gov">brandy.manek@omes.ok.gov</a>
Budget Process .....	Collette Stender 405-521-3643 <a href="mailto:collette.stender@omes.ok.gov">collette.stender@omes.ok.gov</a>
Human Services .....	Christine Patton 405-521-6369 <a href="mailto:christine.patton@omes.ok.gov">christine.patton@omes.ok.gov</a>
General Government and Transportation .....	Brett Deibel 405-522-1317 <a href="mailto:brett.deibel@omes.ok.gov">brett.deibel@omes.ok.gov</a>
Health and Mental Health .....	Christina Tian 405-522-4305 <a href="mailto:christina.tian@omes.ok.gov">christina.tian@omes.ok.gov</a>
Education, Science and Innovation .....	Kyle Bagnet 405-521-6664 <a href="mailto:kyle.bagnet@omes.ok.gov">kyle.bagnet@omes.ok.gov</a>
Finance, Retirement Systems, Revenue .....	Chris Cremin 405-521-6358 <a href="mailto:chris.cremin@omes.ok.gov">chris.cremin@omes.ok.gov</a>
Agriculture, Commerce and Workforce Development, Tourism, Energy and Environment, Regulatory .....	Luke Taylor 405-521-6359 <a href="mailto:luke.taylor@omes.ok.gov">luke.taylor@omes.ok.gov</a>



The cabinet secretaries are appointed by the Governor with the approval of the Senate. Many of the secretaries are also heads of executive branch agencies. Most state agencies have a controlling board or commission which appoints a chief operating officer. Most board and commission members are appointed by the Governor, some requiring Senate approval. Some agencies do not have a controlling board, and most of those agency heads are appointed by the Governor with Senate's approval. State agencies are assigned to a cabinet department by the Governor. The specific agency assignments to each cabinet are shown on the next page.

**Five-year Full Time Equivalent (FTE) Summary**

A "Full-time equivalent" is a calculation used to compare agency employment levels. FTE is based upon 2,080 hours per year or 173 hours per month. The annual FTE comparison includes total number of hours worked (including full-time, part-time, and more than full-time hours), rather than referring to a per-person number of employees (head-count).

		Average	Average	Average	Average	YTD Average
<b>FTE Summary by Agency or Higher Ed Institution</b>		<b>FY 2020</b>	<b>FY 2021</b>	<b>FY 2022</b>	<b>FY 2023</b>	<b>FY 2024</b>
10	Oklahoma State University (all branches)	7,875.3	7,899.3	7,892.2	8,035.0	8,148.55
20	Accountancy Board	11.0	11.0	10.8	10.8	10.30
22	Abstractor Board	2.0	2.0	2.0	2.0	2.00
25	Military Department	358.1	382.5	375.1	348.0	352.91
30	Alcoholic Beverage Laws Enforcement (ABLE) Commission	32.7	37.4	40.4	37.5	35.42
39	Boll Weevil Eradication Organization	6.9	5.5	5.7	5.7	6.53
40	Department of Agriculture, Food and Forestry	352.3	345.4	346.6	350.1	358.30
41	Western Oklahoma State College	118.0	122.1	123.8	122.0	107.93
45	Board of Licensed Architects, Landscape Architects & Registered Interior Designers	4.0	4.0	4.0	4.0	3.99
47	Indigent Defense System	104.1	102.5	117.3	125.1	140.42
49	Attorney General	199.4	184.0	179.3	197.2	225.09
55	Arts Council	12.0	13.7	15.1	17.0	17.61
60	Aerospace and Aeronautics Commission	9.2	10.0	10.7	13.0	13.24
65	State Banking Department	43.9	38.8	36.6	37.6	39.08
85	Broadband Office	**	**	**	6.1	13.15
90	Office of Management and Enterprise Services (OMES)	1,083.5	1,000.3	1,017.9	1,191.2	1,370.82
92	Tobacco Settlement Trust Board	20.7	24.7	26.0	30.4	32.60
100	Cameron University	478.6	474.3	460.6	448.1	378.15
108	Carl Albert State College	216.7	207.1	197.2	198.0	202.25
120	University of Central Oklahoma	1,650.6	1,618.6	1,502.7	1,494.5	1,471.03
125	Department of Mines	29.3	33.0	28.6	18.3	16.81
127	Commission on Children & Youth	17.7	22.3	23.6	24.9	24.95
131	Department of Corrections	4,773.9	4,697.1	4,191.2	4,252.4	4,501.28
145	Department of Chiropractic Examiners	3.0	2.0	2.0	1.9	1.90
148	Board of Behavioral Health Licensure	3.2	3.2	3.1	2.9	3.18
150	University of Science and Arts of Oklahoma	181.7	200.7	181.0	187.7	186.84
160	Department of Commerce	103.2	120.4	127.0	127.1	127.02
165	Connors State College	102.9	124.3	119.8	117.4	125.93
170	Construction Industries Board	31.6	30.7	31.3	30.2	29.01
185	Corporation Commission	542.8	547.6	536.5	527.2	519.77
190	Board of Cosmetology and Barbering	15.0	14.2	14.4	13.1	10.47
199	Court of Criminal Appeals	29.9	28.9	25.6	28.4	28.98
204	J.M.Davis Memorial Commission	3.7	3.6	3.8	4.1	3.87
215	Board of Dentistry	6.4	6.2	6.7	5.9	5.70
219	District Courts	588.3	590.7	578.6	580.3	582.93
220	District Attorneys Council	1,015.9	987.3	958.7	918.5	969.07
230	East Central University	497.2	486.1	477.6	475.4	476.79
240	Eastern Oklahoma State College	199.4	225.0	226.7	220.3	209.09
241	Redlands Community College	126.0	132.0	132.4	135.1	139.71
265	State Department of Education	339.1	355.4	385.5	390.5	364.98
266	Educational Television Authority (OETA)	41.5	50.3	49.6	50.7	52.30
270	State Election Board	25.5	26.3	28.4	25.7	24.44
275	Education Quality & Accountability	8.0	14.6	8.0	7.9	6.16
285	Funeral Board	3.0	3.0	3.3	3.2	2.92
290	Employment Security Commission (OESC)	435.2	531.7	489.2	457.6	464.10
292	Department of Environmental Quality (DEQ)	523.2	502.8	492.5	494.3	505.51
296	Ethics Commission	6.0	6.3	5.9	5.6	5.77
298	Merit Protection Commission	2.3	2.8	3.0	2.6	**
300	State Auditor & Inspector	113.2	115.7	115.6	111.0	111.94
305	Governor	24.2	30.9	31.2	27.2	26.01
306	Pardon and Parole Board	21.3	21.1	22.2	23.0	23.49
307	Interstate Oil Compact Commission	5.0	5.2	4.5	3.8	3.86
308	State Bureau of Investigation (OSBI)	290.3	328.5	347.5	359.8	356.52

<b>FTE Summary by Agency or Higher Ed Institution</b>		<b>Average FY 2020</b>	<b>Average FY 2021</b>	<b>Average FY 2022</b>	<b>Average FY 2023</b>	<b>YTD Average FY 2024</b>
309	Department of Emergency Management and Homeland Security	43.2	67.5	85.6	87.5	84.50
310	Office of State Fire Marshal	14.1	16.4	17.1	16.1	16.01
315	Firefighters Pension & Retirement System	10.0	10.0	10.0	10.0	10.00
320	Department of Wildlife Conservation	347.5	354.9	364.0	348.8	362.41
326	Disability Concerns	5.5	5.5	5.2	4.1	4.25
340	Department of Health	1,715.7	1,974.1	2,059.5	2,066.8	2,011.92
342	Office of the Chief Medical Examiner	98.6	107.5	111.1	117.5	122.05
345	Transportation, Department of (ODOT)	2,416.6	2,373.3	2,301.2	2,340.6	2,382.56
346	Space Industry Development Authority (OSIDA)	6.1	5.9	6.8	6.1	7.96
350	Historical Society	134.8	139.5	142.1	150.5	162.35
353	Horse Racing Commission	32.9	33.9	33.4	32.9	29.78
361	NACEA (Native American Cultural Ed Auth)	0.5	0.5	0.5	0.5	**
369	Workers' Compensation Court	18.0	7.6	6.8	6.0	5.65
370	Industrial Finance Authority	4.8	4.8	4.9	5.0	5.02
385	Insurance Department	118.9	125.0	113.3	114.8	119.78
391	Multiple Injury Trust Fund	8.4	8.0	8.4	8.3	8.06
400	Office of Juvenile Affairs	602.9	596.0	542.7	475.8	469.26
405	Labor Department	71.8	73.3	74.0	73.5	74.76
410	Commissioners of the Land Office	63.2	57.1	54.7	54.4	53.41
415	Council on Law Enforcement Education & Training (CLEET)	41.0	37.2	39.3	40.4	45.96
416	Law Enforcement Retirement System	5.0	5.3	5.6	6.0	5.20
420	Langston University	379.9	377.0	403.6	395.2	362.59
421	State Senate	155.2	158.1	158.1	158.5	157.60
422	House of Representatives	206.3	243.5	247.8	243.0	241.16
423	Legislative Service Bureau	5.6	13.6	13.5	16.6	17.94
430	Department of Libraries	34.0	31.7	33.8	32.8	32.59
435	Lottery Commission	30.8	29.5	32.4	32.1	32.34
440	Lieutenant Governor	4.0	3.7	5.6	5.4	5.35
445	Liquefied Petroleum Gas Board	7.8	9.4	8.0	7.8	7.44
448	State Board of Licensed Alcohol & Drug Counselors	1.0	1.0	1.0	1.0	0.95
450	Board of Medical Licensure & Supv	24.6	22.5	24.3	24.1	25.25
452	Department of Mental Health & Substance Abuse Services	1,697.3	2,153.2	1,756.9	1,890.7	1,972.33
455	Medical Marijuana Authority	**	**	**	265.3	280.71
461	Rogers State University	369.7	358.6	361.4	339.5	334.70
470	Murray State College	189.3	194.1	150.5	154.2	160.32
475	Motor Vehicle Commission	4.0	4.0	4.0	3.8	3.21
477	Bureau of Narcotics & Dangerous Drugs Control (OBNDD)	140.1	150.7	166.9	168.1	172.45
480	Northeastern Oklahoma A & M College	202.1	173.2	179.1	187.0	184.59
485	Northeastern State University	1,048.3	992.9	901.5	952.4	943.81
490	Northern Oklahoma College	267.3	282.0	270.6	262.0	218.62
505	Northwestern Oklahoma State Univ.	262.1	290.2	300.9	309.9	290.63
509	State Bd. of Examiners for Long-Term Care Administrators	3.0	3.0	3.0	3.0	2.00
510	Board of Nursing	28.8	29.2	26.9	26.5	27.54
515	Public Employees Retirement System	54.3	52.9	53.6	55.8	58.41
520	Board of Examiners in Optometry	2.4	1.9	2.0	1.9	1.83
525	State Board of Osteopathic Examiners	7.1	6.8	6.9	6.5	6.47
530	Oklahoma Panhandle State University	121.9	130.0	136.0	138.8	137.14
531	Rose State College	409.0	396.3	403.6	406.6	393.47
557	Police Pension & Retirement System	11.0	11.0	10.3	9.8	10.84
560	State Board of Pharmacy	12.0	12.1	12.2	13.0	14.21
563	Board of Private Vocational Schools	2.0	2.0	2.0	1.9	1.97
566	Department of Tourism & Recreation	625.8	605.7	639.5	648.9	661.07
570	Engineer and Land Surveyors	9.0	9.0	9.2	8.6	7.61
575	Board of Examiners of Psychologists	1.0	1.0	1.0	1.0	1.00
585	Department of Public Safety	1,429.2	1,433.2	1,404.5	1,175.2	1,128.87
588	Real Estate Commission	14.5	11.3	11.6	12.4	13.20
605	State Regents For Higher Education	172.0	165.7	162.6	166.6	171.19
606	University Center of Southern Oklahoma	12.4	9.8	**	**	**



<b>FTE Summary by Agency or Higher Ed Institution</b>		<b>Average</b>	<b>Average</b>	<b>Average</b>	<b>Average</b>	<b>YTD Average</b>
		<b>FY 2020</b>	<b>FY 2021</b>	<b>FY 2022</b>	<b>FY 2023</b>	<b>FY 2024</b>
610	Regional University System of Oklahoma	6.6	6.8	6.5	6.8	7.40
618	Student Loan Authority	95.8	98.8	104.7	116.6	105.80
619	Health Care Workforce Training Commission	5.8	6.6	6.1	7.8	8.57
620	Quartz Mountain Resort Arts & Conference Center	49.4	26.2	**	**	**
622	Board of Licensed Social Workers	1.5	1.5	1.4	1.5	1.46
623	Seminole State College	139.4	137.7	142.3	153.8	146.87
625	Secretary of State	33.3	35.8	32.8	30.3	32.37
628	Center for the Advancement of Science & Technology (OCAST)	13.8	13.2	14.4	12.0	13.17
629	School of Science & Mathematics (OSSM)	51.2	45.9	43.8	45.5	46.18
630	Department of Securities	24.0	22.4	23.7	26.4	28.38
632	Board of Examiners for Speech Pathology & Audiology	2.0	2.6	2.0	2.0	2.00
633	Oklahoma City Community College	512.2	516.6	509.8	519.8	534.93
635	Department of Consumer Credit	40.2	38.2	38.5	32.9	34.65
645	Conservation Commission	48.9	44.1	40.0	48.2	52.68
650	Department of Veterans Affairs	1,556.3	1,585.2	1,359.4	1,288.7	1,377.98
660	Southeastern Oklahoma State University	495.2	527.5	552.7	568.4	580.48
665	Southwestern Oklahoma State University	636.5	681.4	692.3	696.4	644.93
670	J.D. McCarty Center	243.0	233.9	215.5	238.9	271.37
677	Supreme Court/Court of Appeals	164.8	171.6	176.9	179.2	185.84
678	Council on Judicial Complaints	2.0	2.0	2.0	2.0	2.00
695	Tax Commission	700.9	605.3	610.7	575.7	539.14
715	Teachers' Retirement System	37.0	36.4	40.5	42.1	46.29
740	State Treasurer	46.3	48.9	45.7	47.1	51.06
750	Tulsa Community College	1,144.8	1,234.4	1,176.3	1,150.3	1,264.94
753	Uniform Building Code Commission	3.0	3.0	3.0	2.4	2.84
755	Used Motor Vehicle & Parts Commission	8.4	11.2	11.0	10.9	11.35
758	University Center at Ponca City	6.5	5.0	4.2	4.0	4.01
760	University of Oklahoma	6,904.7	6,413.6	6,606.5	7,004.8	6,075.77
770	OU – Health Science Center	6,588.6	6,546.1	4,383.4	3,571.7	4,491.41
771	OU – Health Science Professional Practice Plans	1,049.2	1,027.7	**	**	**
772	State Board of Tests for Alcohol & Drug Influence	5.0	6.0	6.1	6.2	6.00
790	Veterinary Medical Examiners Board	3.5	3.1	2.9	2.9	2.89
800	Department of Career & Technology Education	215.5	206.0	202.9	200.6	203.66
803	Statewide Virtual Charter School Board	3.0	3.9	4.0	4.7	5.57
805	Department of Rehabilitation Services	878.6	929.4	919.1	872.1	869.82
807	Health Care Authority (OHCA)	549.6	546.0	552.7	554.8	549.07
830	Oklahoma Human Services	5,992.0	6,222.2	6,174.6	6,397.3	6,587.36
835	Water Resources Board	160.1	99.4	102.5	101.0	103.91
865	Workers' Compensation Commission	44.1	45.4	47.9	45.2	44.17
922	Housing Finance Authority	100.5	103.2	113.8	121.3	125.60
978	Turnpike Authority	523.6	520.1	484.3	512.5	537.48
980	Grand River Dam Authority (GRDA)	600.3	586.0	594.7	605.4	637.71
981	Municipal Power Authority	70.8	72.1	73.1	75.1	77.80
<b>Grand total</b>		<b>66,150.1</b>	<b>66,578.6</b>	<b>62,034.9</b>	<b>62,283.1</b>	<b>63,217.9</b>

\*\* indicates agency has no FTE or has reported no FTE.

Agency 619 formerly known as Physician Manpower Training Commission

## GLOSSARY

**Actuarial Accrued Liability (re: retirement):** That portion, as determined by a particular cost method, of the actuarial present value of pension plan benefits and expenses not provided for by Normal Cost contributions.

**Actuarial Assumptions (re: retirement):** Assumptions as to the occurrence of future events affecting pension costs, such as mortality, withdrawal, disablement and retirement; changes in compensation and government-provided benefits; rates of investment earnings and asset appreciation or depreciation; procedures used to determine the Actuarial Value of Assets; characteristics of future entrants and other relevant items.

**Annualization:** The computation of costs or revenues for a full year – usually applied when calculating the full-year impact/cost of a program funded for a partial year in a previous budget.

**Apportionment:** The process by which monies are directed into specific funds upon collection as required by law.

**Appropriation:** Legal authorization granted by the Legislature to make expenditures or incur obligations that may be limited by fund, agency, department, program, object, character, time period or amount. Unexpended appropriations lapse back to the original fund after the lapse (expiration) date – 30 months after appropriation unless otherwise specified by law, per the Oklahoma Constitution.

**Appropriations Base:** An agency's previous year's appropriation reduced by one-time appropriations.

**Board of Equalization:** A constitutional body, the State Board of Equalization is made up of the Governor, Lieutenant Governor, State Treasurer, State Auditor and Inspector, Attorney General, Superintendent of Public Instruction, and President of the State Board of Agriculture. This board annually certifies the amount of state funds available for appropriation. The board also has duties regarding the equalization of ad valorem taxes among the counties.

**Budgeted Vacancy:** A vacant employee position that is funded in an agency's current budget (in many instances, the vacancy has remained unfilled for an extended period of time).

**Budget Request (due Oct. 1, statutorily):** A detailed outline of an agency's financial needs for the upcoming fiscal year.

**Budget Work Program (due July 1, statutorily):** A detailed outline of planned expenditures for the ensuing or current fiscal year, which considers funds appropriated by the Legislature and other funds available to the agency, and any expenditure limitations or directives expressed in legislation.

**Capital Expenditure/Outlay:** Expenditures made for securing capital assets. Capital assets are significant, tangible assets with a value greater than \$25,000 that have a life greater than one year and will be used in providing services.

**Carryover:** This refers to unobligated monies an agency has available to fund its operations in succeeding fiscal years. Generally, carryover monies are considered nonrecurring in nature.

**Cash-flow Reserve Fund:** This fund was established as a fiscal management tool. General Revenue Fund cash is set aside in this fund at the end of each fiscal year. Monies in this fund are used to make cash available for the July allocation of General Revenue funds to state agencies and to provide for monthly cash allocations in those months in which receipts are below needed levels. The use of this fund reduces the need for "seasonal borrowing."

**Certified Fund:** As defined by the Oklahoma Constitution, a certified fund is any fund that is directly appropriated by the Legislature.

**Constitutional Reserve Fund (CRF):** Designed to cushion against economic emergencies, this fund, popularly known as the Rainy Day Fund, was established by constitutional amendment in 1985. All General Revenue Fund receipts collected in excess of the total certified estimate are deposited in this fund until the fund is equal to 15% of the certified General Revenue funds from the preceding fiscal year. Up to three-eighths of the balance may be appropriated only in the event that the upcoming year's General Revenue certification is lower than the preceding year's. Up to \$10 million may be expended for incentives to support the retention of at-risk manufacturing establishments under certain conditions and after a unanimous finding by the Governor, the Speaker of the House of Representatives and the President Pro Tempore of the Senate. Up to three-eighths of the balance may be appropriated in the event of a current-year revenue failure, declared by the State Board of Equalization. Up to one-fourth of the balance may be appropriated upon the declaration of an emergency by the Governor and approval by two-thirds of both legislative houses; or, absent a gubernatorial declaration of emergency, approval by three-fourths of both houses.

**Custodial Fund:** A fund that contains monies held and administered on behalf of a beneficiary.

**Disbursing Fund:** A fund that contains a mix of appropriated, revolving, and/or federal monies used by agencies to quickly effectuate eminent operational expenditures. These funds require additional oversight because they are inherently less transparent.

**Expenditure:** The disbursement of monies from a state fund for the purchase of goods and services.

**Fiscal Year:** The 12-month period beginning July 1 and ending June 30 utilized by the state government for accounting purposes. The fiscal-year designation depends on the year in which it ends [e.g., fiscal year 2021 (FY 2021) runs from July 1, 2020, to June 30, 2021].

**FTE:** Full-time equivalent is a calculation used to compare agency employment levels. FTE is based upon 2,080 hours per year or 173 hours per month. The annual FTE comparison includes total number of hours worked (including full-time, part-time and more than full-time hours) rather than referring to a per person or the number of employees (headcount).

**Fund:** A legal accounting entity with a self-balancing set of accounts. Expenditures from a fund may be restricted to specified purposes.

**General Revenue Fund:** This fund is the principal funding source for state government operations. State taxes, fees and charges, and proceeds from investments make up the revenue

to the General Revenue Fund. The fund's resources can be used for any purpose specified by legislative appropriation. All monies collected that are not dedicated to another fund are deposited in the General Revenue Fund.

**Line-item veto:** Authority given to the Governor pursuant to Article 6, Section 12 of the state Constitution to approve or deny any single item contained within any bill passed by the Legislature making appropriations of money.

**Non-appropriated Funds:** A term sometimes used to refer to agency revolving funds. Since such funds have statutorily established revenue sources and uses, there is no need for them to be appropriated annually. Non-appropriated funds are also called "continuing appropriations." The terms have the same meaning.

**One-time:** Budget items that receive funding for one fiscal year (for example, funding for a feasibility study, funding for the replacement of major equipment items, funding for purchasing furniture for a new facility, etc.). This term may also apply to revenue sources that may be the result of a one-time increase in revenue collections (nonrecurring) as opposed to ongoing or recurring revenues expected to continue each fiscal year.

**Program Budgeting:** A tool to organize budget data by program rather than an item of expenditure or organizational location (generally an agency or division). Program budgeting seeks to link the expenditure of resources with the original mission or purpose of appropriating tax dollars.

**Rainy Day Fund:** See Constitutional Reserve Fund.

**Revenue Failure:** A situation in any fiscal year when budget resources apportioned into the General Revenue Fund are deemed insufficient to pay all appropriations of the state in full for such year and requiring the director of the Office of Management and Enterprise Services to reduce allotments in accordance with Title 62, Section 34.49 to prevent obligations being incurred in excess of revenues collected.

**Revenue Stabilization Fund:** Established with the signing of House Bill 2763 which took effect Nov. 1, 2016, this fund provides a process whereby above-average revenues from highly volatile sources will be saved and later made available to supplement revenues during times of recession or other economic downturns. Additionally, a long-term effect will be increased stabilization of the state budget overall. The State Board of Equalization must certify five-year average annual apportionments to the General Revenue Fund of collections from gross production and corporate taxes. Once total collections to the General Revenue Fund have reached \$6.6 billion for the prior fiscal year, monies above the certified averages from each source, respectively, will be directed into the stabilization fund and the state's Rainy Day Fund (Constitutional Reserve Fund) by specific percentages. Statutory provisions suspend deposits to the RSF during periods of declared revenue failure or projected downturns in an upcoming fiscal year and detail mechanisms to access the fund.

**Revolving Fund:** A fund created statutorily or by inference to finance and account for a particular department or division. Fees received, transfers of appropriations or other fund transfers support expenditures paid from revolving funds. Revolving funds are continuing funds and are not subject to fiscal year limitations. Agencies generally may exercise greater control over the expenditure of revolving funds than they may over appropriated dollars.

**Supplemental Appropriation:** This refers to a subsequent appropriation made to an agency in addition to the agency's initial annual appropriation. Supplemental appropriations are to deal with current year funding issues and may be made for various reasons, such as to offset a revenue shortfall or to offset insufficient funds to operate a program effectively.

**Unfunded Liability (re: retirement):** The excess of the Actuarial Accrued Liability (that portion, as determined by a particular Actuarial Cost Method, of the Actuarial Present Value of pension plan benefits and expenses which is not provided for by future Normal Costs) over the Actuarial Value of Assets (the value of cash, investments and other property belonging to a pension plan), as used by the actuary an Actuarial Valuation.

This Executive Budget was prepared by the Budget division of the Office of Management and Enterprise Services, under the supervision of the Chief Financial Officer of the State of Oklahoma.

**John Suter**

*Chief Operating Officer of the State of Oklahoma  
Director of the Office of Management and Enterprise Services*

**John Laws**

*Secretary of Budget  
Chief Financial Officer of the State of Oklahoma*

**Brandy Manek**

*Director of Budget, Policy and Gaming Compliance*

**Collette Stender**

*Budget Manager*

**Budget and Policy**

**Christine Patton**

Budget Coordinator  
Human Services

**Brett Deibel**

General Government, Transportation

**Kyle Baugnet**

Education, Science and Innovation

**Christina Tian**

Health and Mental Health

**Chris Cremin**

Finance and Retirement Systems, Revenue

**Luke Taylor**

Agriculture, Commerce and Workforce Development, Tourism, Wildlife and Heritage,  
Energy and Environment, Non-Appropriated and Regulatory

The contributions of the Office of Management and Enterprise Services Central Accounting and Reporting division, the Annual Comprehensive Financial Reporting unit, the Information Services division, the Outreach and Account Management division and Governor's staff are gratefully acknowledged, as are the contributions of the many state agency managers and fiscal officers who have provided information for this document.